



Hollowick's complete line of commercial grade flameless products are engineered to replicate the authentic light and flickering of a real candle flame.

All of our Hollowick products are built, tested and designed specifically for commercial use and those who believe in better.

Visit our website for more information on our complete line of quality products.

FCC COMPLIANCE

NOTE: This device has been tested and found to comply with the limits for a class B digital device pursuant to part 15 of the FCC rules. These limits are designed to provide reasonable protection against harmful interference in a residential installation. The device generates, uses and can radiate radio frequency energy and, if not installed and used in accordance with the instructions, may cause harmful interference to radio communications. However, there is no guarantee that interference will not occur in a particular installation. If this device does cause harmful interference to radio or television reception, which can be determined by turning this device off and on, the user is encouraged to try to correct the interference by one or more of the following measures:

- Reorient or relocate the receiving antenna.
- Increase the distance between this device and the receiver.
- Connect the equipment into an outlet on a circuit different from that to which the receiver is connected.
- Consult the dealer or an experienced Radio / TV technician for assistance.

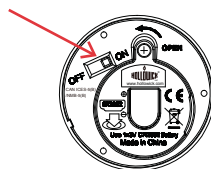


Fig. 1

- Manual ON/OFF operation: Slide switch to "ON" to operate (Fig. 1).

BATTERY REPLACEMENT INSTALLATION

- To release battery door remove safety screw and remove the battery door cover. (Fig. 2)
- Remove old CR2032 battery. Be sure battery is inserted in the proper direction (Fig. 3), replace battery cover and tighten safety screw.
- *Note: Lithium batteries are recommended for maximum life and performance.*

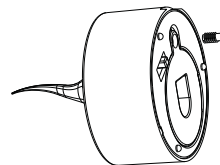


Fig. 2

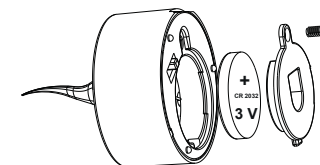


Fig. 3

CAUTION

- Failure to insert batteries correctly may shorten the life of the batteries or cause batteries to leak, which may damage the candle.
- Dispose of used batteries immediately and keep out of reach of children.
- Do not dispose in fire. Recycle or dispose of batteries per battery manufacturer recommendations.
- Changes or modifications not expressly approved by the party responsible for compliance could void the user's authority to operate the equipment.

This device complies with part 15 of the FCC rules. Operation is subject to the following conditions:

- (1) This device may not cause harmful interference and
- (2) This device must accept any interference that may cause undesired operation.

CAN ICES-5(B)/NMB-5(B)

CANDLE MAINTENANCE

- Clean with a soft, dry cloth.
- If needed, use a damp cloth and mild household soap.
- Do not submerge in water.
- Store candles in a cool dry place
- For extended storage, remove batteries.
- Keep batteries out of the reach of children
- This is not a toy.



P.O. Box 305, Manlius, NY 13104, USA
(315) 682-2163
(800) 367-3015
info@hollowick.com

©Copyright 2018 Hollowick, Inc.
All Rights Reserved

For instructions in French visit our website
www.hollowick.com or email us at
info@hollowick.com

Pour obtenir des instructions en Français, visitez notre
site Web www.hollowick.com ou écrivez-nous à
info@hollowick.com

For instructions in Spanish visit our website
www.hollowick.com or email us at
info@hollowick.com

Para instrucciones en español, visite nuestro sitio web
www.hollowick.com o escribanos a
info@hollowick.com