

Suggested List Price Standard Equipment and Accessories

Effective: January 1, 2015





800-733-8821

International customers:

+1 989-773-7981

www.delfield.com

Contact Delfield.

To contact Delfield directly dial the number to the left. If you know your parties extension, you may dial it at any time. Press 1 to dial by extension after calling in. By dialing the direct extension that you need, our automated phone system allows you to bypass the operator. If you don't know your parties extension the operator will be happy to transfer you. All info is also available online at www.delfield.com.

800-733-8948

or

+1 989-773-7981

For Delfield sales and customer support.

Sales and customer support representatives are available from 8 am to 5 pm eastern time, Monday through Friday. Our highly trained Sales and Customer Service representatives will be happy to assist you with any of your questions and will make sure you are taken care of.

The logo for Manitowoc KitchenCare, featuring the word 'Manitowoc' in a large, bold, sans-serif font with a stylized 'M' icon, and 'KitchenCare' in a smaller, bold, sans-serif font below it.

**Manitowoc
KitchenCare®**

**844-724-CARE
(2 2 7 3)**

For parts and service contact KitchenCare.

KitchenCare helps protect, service, and maintain your foodservice equipment throughout the lifecycle of your business. It's been developed with your needs in mind and structured around three levels of support: StarCare, ExtraCare, and LifeCare. KitchenCare is designed to give you choices in caring for your equipment, no matter if you have one restaurant or multi-unit operations. Every new piece of Manitowoc Foodservice equipment comes with KitchenCare. Structured around levels of support to meet your operational needs from one restaurant to multiple units, you are able to choose the just the right level of support.


INDEX BY EQUIPMENT TYPE

An introduction to each product line precedes its pricing section.

Accessories	
Blast Chiller/Shock Freezers.....	30
Concepts.....	71-72
Display Cases.....	58
Drop-Ins/Built-Ins.....	149
E-Chef.....	52
Equipment Stands.....	50
Milk Coolers.....	129, 130, 132
Mobile Dispensing Equipment.....	161
Prep Tables.....	46-47
Reach-Ins.....	12, 21-23
Serving Lines.....	82-85, 104-113, 124-127
Tray Make Up.....	134
Undercounter Refrigerators and Freezers.....	34
Work Tables Refrigerated and Freezer.....	39
Blast Chillers/Shock Freezers	29
Built Ins	
Milk or Beverage Dispensers.....	148
Cashier Stands	67, 80, 94, 103, 123
Concepts™	60-70
Dish Dispensers	
Drop In.....	145-146
Mobile Enclosed Frame.....	153-155
Display Cases	
Drop In.....	55-56
Heated.....	121
Refrigerated.....	54-57, 119-120
Drop Ins	
Cold Pans.....	70, 138, 139, 141, 144
Cold Slab.....	140
Combo Hot/Cold.....	141
Dish Dispensers.....	145-146
Display Cases.....	55-56
Freezer.....	137
Frost Tops.....	140
Heated Food Wells.....	70, 141-144
LiquiTec®.....	139
Radial.....	70, 144
Sink, Faucets & Glass Fillers.....	137
Tray and Rack Dispenser.....	147
Water Station and Ice Storage.....	137
E-Chef	52
Equipment Stands	
Low Profile Refrigerated and Freezer Base.....	49
Versa Drawer.....	25
FlexiShield Foodshields	73-76
Freezers	
Bases, Front Breathing.....	33, 37
Drop In.....	137
Dual Temp.....	14
Equipment Stands.....	49
Pass-Thrus.....	17
Reach-Ins.....	10-11, 16
Roll-ins.....	19
Serving Counters.....	117, 118
Undercounter.....	32-33
Work Tables.....	36-37
Versa Drawer.....	25
Health Care Delivery Systems	
Freestanding Mobile Air Curtain Refrigerator.....	135
Trim Line Make Up Counters.....	134
Heated Units	
Combo Hot/Cold Serving Counter.....	78, 88, 97, 116
Dish Dispensers.....	152-155
Display Cases.....	121
Drop Ins Food Wells.....	70, 141-143
Food Table.....	52
Pass-Thrus.....	15
Reach-Ins.....	15
Roll-Ins.....	19
Roll-Thrus.....	20
Serving Counters.....	60, 63, 77, 78, 86, 95, 114, 134
Lettuce and Vegetable Spin Drier	151
Mark 7 Component Crafted Equipment	5-8
Milk Coolers	129-132
Milk and Ice Cream Dispensers	
Built In Milk and Beverage.....	148
Free Standing Milk and Beverage.....	93, 102, 129, 130
Ice Cream and Milk & Ice Cream.....	81, 93, 102, 131, 132
Prep Tables	41-45
Production Centers	27
Rack Dispensers	
Drop-In.....	147
Mobile.....	156-159
Radial Drop-Ins	144
Refrigerators	
Air Curtain.....	135
Bases, Front Breathing.....	33, 37, 38, 41-45
Bases, Salad Top.....	41, 43
Bases, Mega Top.....	42, 44
Combo Hot/Cold Serving Counter.....	78, 88, 97, 116
Display.....	54-57, 119-120
Drop In Food Wells.....	70, 138, 139, 141, 144
Dual Temp.....	14
Equipment Stands.....	49
Milk and Beverage.....	93, 102, 129, 130-132, 148
Pass Thru.....	17
Reach-In.....	10-11, 13, 18
Roll In.....	19
Roll Thru.....	20
Serving Counter.....	77-78, 87, 90, 96, 98, 99, 115, 117
Work Table.....	36-38
Undercounter.....	32-33
Versa Drawer.....	25
Serving Counters	
All purpose.....	60, 63, 66, 68, 69, 79, 81, 92, 94, 101, 103, 122, 123, 134
Beverage.....	69, 91, 100
Combination Hot/Cold.....	78, 88, 97, 116
Combination Refrigerator/Freezer.....	117
Freezer.....	118
Frost Top.....	62, 79, 89, 98
Handsink.....	68
Heated.....	60, 63, 77, 86, 95, 114, 134
Heated Display.....	121
Ice Cream.....	81, 93, 102, 131
Ice Pan.....	61, 64, 78, 90, 99
Milk.....	93, 102, 131
Refrigerated.....	61, 62, 64, 65, 77, 87, 96, 115
Refrigerated Display.....	54-57, 119-120
Tray Dispensers	
Drop In/Built In.....	147
Mobile Cantilever Frame.....	156
Mobile Enclosed Frame.....	157
Mobile Open Frame.....	158-159
Stands.....	80, 94, 103
Tray Make Up	134-135
Utility Carts	160
Work Tables	36-38, 94, 103
Undercounter	32-33

Chef's Counters
Serving Systems
Engineered Products

Infinite possibilities.



What is Delfield Mark 7 Component Crafted Equipment?

CHEF'S COUNTERS



SERVING SYSTEMS



Custom Fabrication With Standard Components

Delfield brings a different approach to custom fabrication. With any piece of equipment, such as utility storage, hot food table or glass rack cabinets, similar components are used. This holds true with freezers, refrigerators, prep tables, salad tables and so on. What Delfield has mastered is developing standard components that are consistent from job to job, year to year and month to month. What does this do for you? For one, the ability to purchase equipment that can be installed anywhere in the country and be assured it's the same each and every time. In addition, serviceability is increased due to common parts and labor is saved due to service technician's familiarity with the equipment. By developing common components in custom equipment Delfield is able to provide consistent pricing, no matter what time of year or how busy we happen to be.

Using the component crafted custom fabrication approach allows you to develop thousands of different equipment configurations while maintaining consistency throughout the equipment. Don't think for a minute this technique takes away from the quality of the equipment. It's quite the opposite, Delfield's ability to produce commonality in our equipment is a great value in many ways to our customer.

Delfield allows many of these components to be modified but remain similar in construction. This is the advantage of using Delfield over local custom fabrication. Our solid modeling capabilities, automated part demand flow, leading edge break presses, lasers and punches all give Delfield customers consistent precise products versus antiquated pencil marked, hand braked parts.






MARK 7 COMPONENT CRAFTED EQUIPMENT

DELFIELD MARK 7 COMPONENT CRAFTED EQUIPMENT

Start building your dream counter now! All of these units can be combined under one continuous top (up to 168" long) Each unit can be quickly splined together or field welded, for seamless appearance.





GENERAL

- HFC-404A refrigerant
- All units can be provided with optional 14-gauge stainless steel tops.
- Special electrical requirements available on all units
- All refrigerators can be supplied remote or self contained

<p>13 SERIES ICE CREAM CABINETS</p>		<p>13 SERIES ICE CREAM CABINETS</p> <ul style="list-style-type: none"> • Standard 16-gauge tops • 32" to 72" length • With or without syrup rail • Special rail lengths available • Sinks and dipperwells available • Lid locks available • Lexan covers available • Draft arms available • Drains
<p>14 SERIES HOT FOOD TABLES</p>		<p>14 SERIES HOT FOOD TABLES</p> <ul style="list-style-type: none"> • Standard 16-gauge tops • Electric or gas • Individually controlled or single tank water bath • Standard with drains and manifold • Optional cutting board • Optional auto fill • Optional LP gas regulator • Available in any length
<p>15 SERIES DISPLAY CASES</p>		<p>15 SERIES DISPLAY CASES</p> <ul style="list-style-type: none"> • Standard 16-gauge tops • 24" or 30" deep under display section • Mirror back, single service display with a see through display section with glass doors on both sides. • Available in 4' and 6' lengths • Optional locks • Optional additional shelves • Optional mirrored interior doors
<p>16 SERIES UTILITY STANDS</p>		<p>16 SERIES UTILITY STANDS</p> <ul style="list-style-type: none"> • Standard 16-gauge tops • Open shelf • Dry drawer • Hinged door • Sliding door • Available in any length • Optional door/drawer locks • Optional urn trough • 10 year drawer warranty
<p>17 SERIES EQUIPMENT STANDS</p>		<p>17 SERIES EQUIPMENT STANDS</p> <ul style="list-style-type: none"> • Available for bottom mounted ventilation • Full height sides and back for quick assembly into full equipment lineup • Feature Delfield's exclusive Full Extension Plus Drawer System • Standard 18-gauge tops • Standard maple cutting board • Open shelf • Dry drawer • Refrigerated & freezer storage • Optional doors • Door/drawer locks • Freezers from 32" to 96" • Refrigerators from 36" to 110"

GENERAL

- HFC-404A refrigerant
- All units can be provided with optional 14-gauge stainless steel tops
- Special electrical requirements available on all units
- All refrigerators can be supplied remote or self-contained

<p>18 SERIES WORK TABLES</p>		<p>18 SERIES WORK TABLES</p> <ul style="list-style-type: none"> • Standard 16-gauge tops • Refrigerated or freezer models available • Optional 2 high and 3 high drawers • Available up to 126" with four door/drawer fronts • Optional tray racks
<p>18 SERIES SALAD & MEGA TOP</p>		<p>18 SERIES SALAD AND MEGA TOP</p> <ul style="list-style-type: none"> • Available from 36" to 132" with (4) base fronts • Optional pans and adapter bars • Number of pans to suit any need; 6 to 26 on salad tops and up to 42 on mega tops • Optional cover styles.
<p>18 SERIES PIZZA PREP & SANDWICH TABLES</p>		<p>18 SERIES - PIZZA PREP AND SANDWICH TABLES</p> <ul style="list-style-type: none"> • Available from 36" to 132" with (4) base fronts • Optional cutting boards • Optional 2 high and 3 high drawers • Optional locks available • Drain and gate valve available • Optional pans and adapter bars • Optional tray racks
<p>20, 21, 22 SERIES ADD ON UNITS</p>		<p>20, 21, 22, SERIES TOP EXTENSIONS AND ADD ON UNITS</p> <ul style="list-style-type: none"> • Available in any length and size • Top extensions • Dish rack and dispensers • Food warmers • Tilt out waste bins • Hinged door waste bin • Syrup tank storage cabinet • Oval tray storage <ul style="list-style-type: none"> • Build these units into any common top to come up with your desired length

Finish your line off with any of the 357 options. Overshelves, finished backs and ends, tray slides, heat lamps, and outlets are all available to dress your counter. Make your vision a reality with Delfield Custom! Contact us at 800-733-8821 for a custom quote or pricing.

Need A Quote?

Delfield Sales ATTN: _____

Dealer ATTN: _____

Field Quote Request

Project Name: _____

Bid Date: _____

Location: (City/State) _____

Install Date: _____

Consultant: _____

Phone Number: _____

Is Line Up:

Component Crafted Custom Equipment

Shelley

Refrigerated Units:

Self-contained

Remote

Hot Food Wells:

Individual

Open Bath

Hot Food Wells:

Electric

Gas

Pre Wired to:

Breaker Panel

J-Box

Are Drawings Available:

Plan

Elevation (scale)

Hand Sketch

Similar to a Job Previously Quoted:

Name: _____

Accessories Supplied and Installed by Delfield:

Yes

No

Customer Supplied/Installed by Delfield:

Yes

No

Field Installed by Customer:

Yes

No

Any Size Restrictions for Installation Site:

Max Size _____

Finish of Equipment:

S/S

Laminate

Is this a:

Quote Only

Quote and Drawing

Key for labeling drawing:

A: Dry Storage Unit

Refrigerated

B: Raised Refrigerated Rail

Salad Opening

C: Hot Food Wells

Mega Top Opening

D: Pass-thru Storage

Refrigerated

E: Dry Drawer

Roll Warmer

Refrigerated Drawers

F: Overshelf

Single

Double

Width: _____

G: Microwave Shelf:

Length: _____

Width: _____

H: Outlets

Heat Lamps

Empty Baskets

I: Hand Sink: Size: _____

J: Production Units

K: Top Extension

L: Open Storage

Sliding Door

6000XL[®]

Reach-in refrigerators and freezers

Specification Line[®]

Reach-in, pass-thru, roll-in and roll-thru refrigerators, freezers and heated units



6000XL® - REACH-IN REFRIGERATORS

6100XL® - REACH-IN FREEZERS



6025XL-SH

Product Information

- For solid door units, casters are installed from factory on two and three section units
- Delrite® ABS interior liner
- Stainless steel exterior front and doors
- Digital thermometer
- Aluminum exterior sides
- Built in door locks-solid door units only
- Three epoxy coated shelves per section
- 10' cord and plug supplied
- Glass door units shipped flat on pallet with legs for field installation
- Three year parts and labor warranty and an additional 2 year compressor parts warranty, limited lifetime interior liner warranty.

Specifications and Prices

MODEL NUMBER	DESCRIPTION	DIMENSIONS			STOR. CU. FT.	H.P.	AMPS	VOLTS	NEMA PLUG	SHIP WEIGHT	FREIGHT CLASS	LIST PRICE
		L	D	H								
SOLID DOOR REFRIGERATORS												
6025XL-S	One section Full height door	25.5"	32.60"	79.5"	20.0	1/4	6.0	115	5-15P	274	110	\$7,706
6025XL-SH	One section Half height door	25.5"	32.60"	79.5"	20.0	1/4	6.0	115	5-15P	274	110	\$8,502
6051XL-S	Two section Full height door	51"	32.60"	79.5"	43.5	1/3	8.0	115	5-15P	454	110	\$9,969
6051XL-SH	Two section Half height door	51"	32.60"	79.5"	43.5	1/3	8.0	115	5-15P	454	110	\$10,772
6076XL-S	Three section Full height door	76.5"	32.60"	79.5"	66.5	1/4,1/3	16.0	115	5-20P	622	110	\$14,571
6076XL-SH	Three section Half height door	76.5"	32.60"	79.5"	66.5	1/4,1/3	16.0	115	5-20P	622	110	\$15,397
MODEL NUMBER	DESCRIPTION	DIMENSIONS			STOR. CU. FT.	H.P.	AMPS	VOLTS	NEMA PLUG	SHIP WEIGHT	FREIGHT CLASS	LIST PRICE
		L	D	H								
SOLID DOOR FREEZERS												
6125XL-S	One section Full height door	25.5"	32.60"	79.5"	20.0	1/2	9.0	115	5-15P	274	110	\$9,185
6125XL-SH	One section Half height doors	25.5"	32.60"	79.5"	20.0	1/2	9.0	115	5-15P	274	110	\$9,991
6151XL-S	Two section Full height door	51"	32.60"	79.5"	43.5	3/4	12.0	115	5-15P	454	110	\$12,270
6151XL-SH	Two section Half height doors	51"	32.60"	79.5"	43.5	3/4	12.0	115	5-15P	454	110	\$13,053
6176XL-S	Three section Full height door	76.5"	32.60"	79.5"	66.5	1/2,3/4	15.0	120-208	14-20P	622	110	\$17,597
6176XL-SH	Three section Half height doors	76.5"	32.60"	79.5"	66.5	1/2,3/4	15.0	120-208	14-20P	622	110	\$18,410
MODEL NUMBER	DESCRIPTION	DIMENSIONS			STOR. CU. FT.	H.P.	AMPS	VOLTS	NEMA PLUG	SHIP WEIGHT	FREIGHT CLASS	LIST PRICE
		L	D	H								
HINGED GLASS DOOR REFRIGERATORS**												
6025XL-G	One section Full height door	25.5"	33.13"	80.5"	20.0	1/4	6.0	115	5-15P	338	110	\$9,125
6025XL-GH	One section Half height doors	25.5"	33.13"	80.5"	20.0	1/4	6.0	115	5-15P	338	110	\$10,044
6051XL-G	Two section Full height door	51"	33.13"	80.5"	43.5	1/3	8.0	115	5-15P	548	110	\$11,812
6051XL-GH	Two section Half height doors	51"	33.13"	80.5"	43.5	1/3	8.0	115	5-15P	548	110	\$12,727
6076XL-G	Three section Full height door	76.5"	33.13"	80.5"	66.5	1/4,1/3	16.0	115	5-20P	774	110	\$16,758
6076XL-GH	Three section Half height doors	76.5"	33.13"	80.5"	66.5	1/4,1/3	16.0	115	5-20P	774	110	\$17,675

**Shipped flat on pallet with legs for field installation.

6000XL Series accessories and modifications can be found on page 12.

6000XL®-R - REMOTE REACH-IN REFRIGERATORS 6100XL®-R - REMOTE REACH-IN FREEZERS

Product Information

- Stainless steel exterior front and doors
- Aluminum exterior sides
- Three epoxy coated shelves per section
- Built in door locks-solid door units only
- Delrite® ABS interior liner
- Digital thermometer
- 6" legs standard on all remote models
- Remote units supplied with: evaporator coil, solenoid valve, expansion valve and temperature control. Condensing units to be sized and supplied by others
- Three year parts and labor warranty and an additional 2 year compressor parts warranty, limited lifetime interior liner warranty.



6025XL-GR

Specifications and Prices

MODEL NUMBER	DESCRIPTION	DIMENSIONS			STOR. CU. FT.	H.P.	AMPS	VOLTS	NEMA PLUG	SHIP WEIGHT	FREIGHT CLASS	LIST PRICE
		L	D	H								
SOLID DOOR REFRIGERATORS - REMOTE												
6025XL-SR	One section Full height door	25.5"	32.60"	80.5"	20.0	1/4	5.0	115	5-15P	274	110	\$7,349
6025XL-SHR	One section Half height door	25.5"	32.60"	80.5"	20.0	1/4	5.0	115	5-15P	274	110	\$8,113
6051XL-SR	Two section Full height doors	51"	32.60"	80.5"	43.5	1/3	5.0	115	5-15P	454	110	\$9,514
6051XL-SHR	Two section Half height doors	51"	32.60"	80.5"	43.5	1/3	5.0	115	5-15P	454	110	\$10,275
6076XL-SR	Three section Full height doors	76.5"	32.60"	80.5"	66.5	1/4,1/3	5.0	115	5-20P	622	110	\$13,242
6076XL-SHR	Three section Half height doors	76.5"	32.60"	80.5"	66.5	1/4,1/3	5.0	115	5-20P	622	110	\$13,987
MODEL NUMBER	DESCRIPTION	DIMENSIONS			STOR. CU. FT.	H.P.	AMPS	VOLTS	NEMA PLUG	SHIP WEIGHT	FREIGHT CLASS	LIST PRICE
		L	D	H								
SOLID DOOR FREEZERS - REMOTE												
6125XL-SR	One section Full height door	25.5"	32.60"	80.5"	20.0	1/2	5.0	115	5-15P	274	110	\$8,680
6125XL-SHR	One section Half height door	25.5"	32.60"	80.5"	20.0	1/2	5.0	115	5-15P	274	110	\$9,441
6151XL-SR	Two section Full height doors	51"	32.60"	80.5"	43.5	3/4	5.0	115	5-15P	454	110	\$11,699
6151XL-SHR	Two section Half height doors	51"	32.60"	80.5"	43.5	3/4	5.0	115	5-15P	454	110	\$12,452
6176XL-SR	Three section Full height doors	76.5"	32.60"	80.5"	66.5	1/2,3/4	5.0	115	(2)5-15P	622	110	\$16,139
6176XL-SHR	Three section Half height doors	76.5"	32.60"	80.5"	66.5	1/2,3/4	5.0	115	(2)5-15P	622	110	\$16,884
MODEL NUMBER	DESCRIPTION	DIMENSIONS			STOR. CU. FT.	H.P.	AMPS	VOLTS	NEMA PLUG	SHIP WEIGHT	FREIGHT CLASS	LIST PRICE
		L	D	H								
HINGED GLASS DOOR REFRIGERATORS - REMOTE**												
6025XL-GR	One section Full height door	25.5"	33.13"	80.5"	20.0	1/4	5.0	115	5-15P	338	110	\$8,294
6025XL-GHR	One section Half height door	25.5"	33.13"	80.5"	20.0	1/4	5.0	115	5-15P	338	110	\$9,122
6051XL-GR	Two section Full height doors	51"	33.13"	80.5"	43.5	1/3	5.0	115	5-15P	548	110	\$10,730
6051XL-GHR	Two section Half height doors	51"	33.13"	80.5"	43.5	1/3	5.0	115	5-15P	548	110	\$11,561
6076XL-GR	Three section Full height doors	76.5"	33.13"	80.5"	66.5	1/4,1/3	5.0	115	5-20P	774	110	\$15,226
6076XL-GHR	Three section Half height doors	76.5"	33.13"	80.5"	66.5	1/4,1/3	5.0	115	5-20P	774	110	\$16,290

**Shipped flat on pallet with legs for field installation.

6000XL Series accessories and modifications can be found on page 12

6000XL® SERIES REACH-INS

6000XL® - REACH-IN REFRIGERATORS ACCESSORIES
6100XL® - REACH-IN FREEZERS ACCESSORIES
6000XL®-R - REMOTE REACH-IN REFRIGERATORS ACCESSORIES
6100XL®-R - REMOTE REACH-IN FREEZERS ACCESSORIES

Accessories and Modifications

000-CBH-0030 Rehing, per full height and half height door(s) each-----	\$330
AS000-AXD-0030 6" legs (1 & 2 section, field installed) -----	\$135
AS000-AXD-0031 6" legs (3 section, field installed)-----	\$135
Casters on glass door units (per section) -----	\$530
AS3978270 Additional one section epoxy coated shelf (or middle of 3 section)-----	\$87
AS3978277 Additional left section epoxy coated shelf -----	\$88
AS3978278 Additional right section epoxy coated shelf-----	\$88
AS3977994 TR-8B Tray rack -----	\$346
XL3105C Stainless steel ends -----	\$1,513
XL3102A Stainless steel back (1 section)-----	\$892
XL3102B Stainless steel back (2 section)-----	\$1,592
XL3102C Stainless steel back (3 section)-----	\$2,393
M3108B Two half height solid doors in lieu of one full height solid door (per section)-----	\$758
M3109B Two half height glass doors in lieu of one full height glass door (per section) -----	\$843
M3141A 230/50/1 voltage package -----	\$875
XL3135 Electronic control with Celsius readout -----	\$271
AS000-B88-0042 - Transformer 220V-60C, 2000W -----	\$1,767
AS000-B88-0031 - Transformer 220V-60C, 3000W-----	\$2,567



SSR/SAR/SMR - REACH-IN REFRIGERATORS SSRN/SARN/SMRN - NARROW REACH-IN REFRIGERATORS SSRS/SARS/SMRS - SHALLOW REACH-IN REFRIGERATORS

Product Information

- On-board high/low temp alarm
- All series standard with Delrite® ABS interior door liner
- Stainless steel interior and exterior (SS)
- Stainless steel exterior/aluminum interior (SA)
- Stainless steel front/aluminum sides and interior (SM)
- Built in door locks
- Digital thermometer
- Three wire shelves per section - SA/SS standard chrome plated shelves and SM standard with epoxy coated shelves.
- 10' cord and plug standard on all 115 volt units
- Environmentally friendly HFC-404A refrigerant
- All Specification Line models have a freight class of 110.
- Three year parts and labor warranty and an additional 2 year compressor parts warranty.



SSR2-G

Specifications and Prices

MODEL NUMBER	OVERALL			STOR. CU. FT.	# OF SHLVs.	H.P.	SHIP WEIGHT	FULL HEIGHT SOLID	HALF HEIGHT SOLID	FULL HEIGHT GLASS	HALF HEIGHT GLASS
	L	D	H								
REACH-IN REFRIGERATORS - Hinged doors-standard width & depth											
Stainless steel in and out											
SSR1	29"	34"	82"	24.96	3	1/4	418	\$13,878	\$14,296	\$14,700	\$15,135
SSR2	56"	34"	82"	51.92	6	1/3	650	\$18,740	\$19,321	\$20,375	\$21,012
SSR3	83"	34"	82"	78.89	9	1/2	830	\$25,782	\$26,545	\$28,242	\$29,092
Stainless steel out - aluminum in											
SAR1	29"	34"	82"	24.96	3	1/4	418	\$12,523	\$12,858	\$13,394	\$13,739
SAR2	56"	34"	82"	51.92	6	1/3	650	\$16,956	\$17,461	\$18,662	\$19,224
SAR3	83"	34"	82"	78.89	9	1/2	830	\$23,296	\$24,161	\$25,861	\$26,652
Stainless steel front - aluminum sides and interior											
SMR1	29"	34"	82"	24.96	3	1/4	418	\$8,253	\$8,803	\$11,610	\$11,911
SMR2	56"	34"	82"	51.92	6	1/3	650	\$11,856	\$13,203	\$16,175	\$16,662
SMR3	83"	34"	82"	78.89	9	1/2	830	\$16,854	\$18,858	\$22,854	\$23,555
Hinged doors—narrow width											
Stainless steel in and out											
SSR1N	25"	34"	82"	20.97	3	1/4	398	\$13,878	\$13,921	\$14,336	\$14,764
SSR2N	48"	34"	82"	43.94	6	1/3	588	\$17,669	\$18,197	\$19,322	\$19,894
Stainless steel out - aluminum in											
SAR1N	25"	34"	82"	20.97	3	1/4	398	\$12,537	\$12,859	\$13,394	\$13,739
SAR2N	48"	34"	82"	43.94	6	1/3	588	\$15,967	\$16,462	\$17,682	\$18,216
Stainless steel front - aluminum sides and interior											
SMR1N	25"	34"	82"	20.97	3	1/4	398	\$11,081	\$11,365	\$11,837	\$12,143
SMR2N	48"	34"	82"	43.94	6	1/3	588	\$14,111	\$14,546	\$15,326	\$16,097
Hinged doors—shallow depth											
Stainless steel in and out											
SSR1S	29"	26"	82"	18.25	3	1/4	396	\$14,202	\$14,636	\$15,050	\$15,494
SSR2S	56"	26"	82"	37.96	6	1/3	586	\$18,132	\$19,321	\$20,375	\$21,011
SAR1S	29"	26"	82"	18.25	3	1/4	396	\$12,834	\$13,163	\$13,714	\$14,066
SAR2S	56"	26"	82"	37.96	6	1/3	586	\$16,345	\$16,850	\$18,098	\$18,649
SMR1S	29"	26"	82"	18.25	3	1/4	396	\$11,342	\$11,634	\$12,118	\$12,432
SMR2S	56"	26"	82"	37.96	6	1/3	586	\$14,446	\$14,893	\$15,993	\$16,481
Sliding doors											
Stainless steel in and out											
SSR2	56"	34"	82"	51.92	6	1/3	670	\$23,863	\$24,592	\$23,863	\$24,592
SSR2S	56"	26"	82"	37.96	6	1/3	670	\$23,863	\$24,592	\$23,863	\$24,592
SAR2	56"	34"	82"	51.92	6	1/3	670	\$22,813	\$23,498	\$22,813	\$23,498
SAR2S	56"	26"	82"	37.96	6	1/3	670	\$22,813	\$23,498	\$22,813	\$23,498
SMR2	56"	34"	82"	51.92	6	1/3	670	\$20,161	\$20,767	\$19,772	\$20,366
SMR2S	56"	26"	82"	37.96	6	1/3	670	\$20,161	\$20,767	\$20,161	\$20,767

Specification Line Series accessories and modifications can be found on pages 21-23.

SPECIFICATION LINE® SERIES

SSD/SAD/SMD - REACH-IN & PASS-THRU DUAL TEMP UNITS



SSDRL2-SH

Product Information

- On-board high/low temp alarm
- All series standard with Delrite® ABS interior door liner
- Stainless steel interior and exterior (SS)
- Stainless steel exterior/aluminum interior (SA)
- Stainless steel front/aluminum sides and interior (SM)
- Built in door locks
- Digital thermometer
- Three wire shelves per section - SA/SS standard chrome plated shelves and SM standard with epoxy coated shelves.
- 10' cord and plug standard on all 115 volt units
- Environmentally friendly HFC-404A refrigerant
- All Specification Line models have a freight class of 110
- Three year parts and labor warranty and an additional 2 year compressor parts warranty.

Specifications and Prices

MODEL NUMBER	L	OVERALL D	H	STOR. CU. FT.	# OF SHLVS.	SHIP WEIGHT	H.P.	FULL HEIGHT SOLID	HALF HEIGHT SOLID	FULL HEIGHT GLASS	HALF HEIGHT GLASS
REACH-IN REFRIGERATOR/FREEZER COMBINATIONS - DUAL TEMPS -Hinged doors-standard width & depth											
Stainless steel in and out											
SSDTR1	29"	34"	81.1"	10.81*	4	525	R-1/5, F-1/4	-	\$17,626	-	\$22,333
SSDBR1	29"	34"	81.1"	10.81*	4	525	R-1/5, F-1/4	-	\$17,626	-	\$22,333
SSDRL2	56"	34"	81.1"	24.65*	6	730	R-1/4, F-1/2	\$23,171	\$23,868	\$24,072	\$25,951
SSDFL2	56"	34"	81.1"	24.65*	6	730	R-1/4, F-1/2	\$23,171	\$23,868	\$24,072	\$25,951
Stainless steel out - aluminum in											
SADTR1	29"	34"	81.1"	10.81*	4	525	R-1/5, F-1/4	-	\$15,643	-	\$20,302
SADBR1	29"	34"	81.1"	10.81*	4	525	R-1/5, F-1/4	-	\$15,643	-	\$20,302
SADRL2	56"	34"	81.1"	24.65*	6	730	R-1/4, F-1/2	\$20,548	\$21,161	\$21,531	\$23,319
SADFL2	56"	34"	81.1"	24.65*	6	730	R-1/4, F-1/2	\$20,548	\$21,161	\$21,531	\$23,319
Stainless steel front - aluminum sides and interior											
SMDTR1	29"	34"	81.1"	10.81*	4	525	R-1/5, F-1/4	-	\$14,090	-	\$18,288
SMDBR1	29"	34"	81.1"	10.81*	4	525	R-1/5, F-1/4	-	\$14,090	-	\$18,288
SMDRL2	56"	34"	81.1"	24.65*	6	730	R-1/4, F-1/2	\$18,512	\$19,062	\$19,397	\$21,007
SMDFL2	56"	34"	81.1"	24.65*	6	730	R-1/4, F-1/2	\$18,512	\$19,062	\$19,397	\$21,007

MODEL NUMBER	L	OVERALL D	H	STOR. CU. FT.	# OF SHLVS.	SHIP WEIGHT	H.P.	FULL HEIGHT SOLID	HALF HEIGHT SOLID
PASS-THRU REFRIGERATOR/FREEZER COMBINATIONS - DUAL TEMPS -Hinged doors-standard width & depth									
Stainless steel in and out									
SSDRP2	56"	36.25"	82"	24.96*	6	730	R-1/4, F-3/4	\$28,870	\$29,704
SSDFP2	56"	36.25"	82"	24.96*	6	730	R-1/4, F-3/4	\$28,870	\$29,704
Stainless steel out - aluminum in									
SADRP2	56"	36.25"	82"	24.96*	6	730	R-1/4, F-3/4	\$27,955	\$28,786
SADFP2	56"	36.25"	82"	24.96*	6	730	R-1/4, F-3/4	\$27,955	\$28,786
Stainless steel front - aluminum sides and interior									
SMDRP2	56"	36.25"	82"	24.96*	6	730	R-1/4, F-3/4	\$25,184	\$25,926
SMDFP2	56"	36.25"	82"	24.96*	6	730	R-1/4, F-3/4	\$25,184	\$25,926

Glass door models have a glass door on one side and a solid door on the other.

*Each sections capacity

Specification Line Series accessories and modifications can be found on pages 21-23.

SSH/SAH/SMH - REACH-IN HOT FOOD CABINETS SSHPT/SAHPT/SMHPT - PASS-THRU HOT FOOD CABINETS

Product Information

- On-board high/low temp alarm
- Stainless steel interior and exterior (SS)
- Stainless steel exterior/aluminum interior (SA)
- Stainless steel front/aluminum sides and interior (SM)
- Built in door locks
- Digital thermometer
- Three chrome plated wire shelves per section
- 10' cord and plug standard on all 115 volt units
- Environmentally friendly HFC-404A refrigerant
- All Specification Line models have a freight class of 110
- Three year parts and labor warranty and an additional 2 year compressor parts warranty.



SSH2-S

Specifications and Prices

MODEL NUMBER	OVERALL			STOR. CU. FT.	# OF SHLVs.	SHIP WEIGHT	FULL HEIGHT SOLID	HALF HEIGHT SOLID	FULL HEIGHT GLASS	HALF HEIGHT GLASS
	L	D	H							

REACH-IN HOT FOOD CABINETS-Hinged doors-standard width & depth

Stainless steel in and out

SSH1	29"	34"	82"	24.96	3	418	\$11,766	\$12,118	\$12,609	\$13,324
SSH2	56"	34"	82"	51.92	6	650	\$17,119	\$17,617	\$18,799	\$20,235
SSH3	83"	34"	82"	78.89	9	830	\$24,042	\$24,959	\$26,561	\$28,716

Stainless steel out - aluminum in

SAH1	29"	34"	82"	24.96	3	418	\$10,627	\$10,977	\$11,472	\$12,198
SAH2	56"	34"	82"	51.92	6	650	\$15,460	\$15,931	\$17,158	\$18,608
SAH3	83"	34"	82"	78.89	9	830	\$21,622	\$22,354	\$24,163	\$26,339

Stainless steel front - aluminum sides and interior

SMH1	29"	34"	82"	24.96	3	418	\$7,822	\$8,748	\$9,757	\$10,375
SMH2	56"	34"	82"	51.92	6	650	\$11,353	\$11,900	\$14,593	\$15,826
SMH3	83"	34"	82"	78.89	9	830	\$18,386	\$19,014	\$2,055	\$22,398

Hinged doors-narrow width

Stainless steel in and out

SSH2N	48"	34"	82"	43.94	6	588	\$19,153	\$19,650		
-------	-----	-----	-----	-------	---	-----	----------	----------	--	--

Stainless steel out - aluminum in

SAH2N	48"	34"	82"	43.94	6	588	\$17,691	\$18,159		
-------	-----	-----	-----	-------	---	-----	----------	----------	--	--

Stainless steel front - aluminum sides and interior

SMH2N	48"	34"	82"	43.94	6	588	\$15,046	\$15,444		
-------	-----	-----	-----	-------	---	-----	----------	----------	--	--

MODEL NUMBER	OVERALL			STOR. CU. FT.	# OF SHLVs.	SHIP WEIGHT	FULL HEIGHT SOLID	HALF HEIGHT SOLID
	L	D	H					

PASS THRU HOT FOOD CABINETS-Hinged doors-standard width & depth

Stainless steel in and out

SSHPT1	29"	36.25"	82"	26.96	3	398	\$14,031	\$14,559
SSHPT2	56"	36.25"	82"	51.92	6	650	\$20,814	\$21,435

Stainless steel out - aluminum in

SAHPT1	29"	36.25"	82"	26.96	3	398	\$12,570	\$12,954
SAHPT2	56"	36.25"	82"	51.92	6	650	\$18,640	\$19,211

Stainless steel front - aluminum sides and interior

SMHPT1	29"	36.25"	82"	26.96	3	398	\$11,111	\$11,448
SMHPT2	56"	36.25"	82"	51.92	6	650	\$16,477	\$16,978

Glass door models have a glass door on one side and a solid door on the other.

Specification Line Series accessories and modifications can be found on pages 21-23.

SSF/SAF/SMF - REACH-IN FREEZERS

SSFN/SAFN/SMFN - NARROW REACH-IN FREEZERS

SSFS/SAFS/SMFS - SHALLOW REACH-IN FREEZERS



SSF1-G

Product Information

- On-board high/low temp alarm
- All series standard with Delrite® ABS interior door liner
- Stainless steel interior and exterior (SS)
- Stainless steel exterior/aluminum interior (SA)
- Stainless steel front/aluminum sides and interior (SM)
- Built in door locks
- Digital thermometer
- Three wire shelves per section - SA/SS standard chrome plated shelves and SM standard with epoxy coated shelves.
- 10' cord and plug standard on all 115 volt units
- Environmentally friendly HFC-404A refrigerant
- All Specification Line models have a freight class of 110
- Three year parts and labor warranty and an additional 2 year compressor parts warranty.

Specifications and Prices

MODEL NUMBER	OVERALL			STOR. CU. FT.	# OF SHLVs.	H.P.	SHIP WEIGHT	FULL HEIGHT SOLID	HALF HEIGHT SOLID	FULL HEIGHT GLASS	HALF HEIGHT GLASS
	L	D	H								
REACH-IN FREEZERS - STANDARD WIDTH & DEPTH											
Stainless steel in and out											
SSF1	29"	34"	82"	24.96	3	S-1/2, G-3/4	440	\$15,807	\$16,269	\$18,125	\$18,829
SSF2	56"	34"	82"	51.92	6	S-3/4, G-1	710	\$20,996	\$21,649	\$25,630	\$27,036
SSF3	83"	34"	82"	78.89	9	S-1, G-1	960	\$29,976	\$30,904	-	-
Stainless steel out - aluminum in											
SAF1	29"	34"	82"	24.96	3	S-1/2, G-3/4	440	\$13,998	\$14,433	\$16,296	\$16,992
SAF2	56"	34"	82"	51.92	6	S-3/4, G-1	710	\$18,620	\$19,188	\$23,211	\$24,600
SAF3	83"	34"	82"	78.89	9	S-1, G-1	960	\$26,596	\$27,400	-	-
Stainless steel front - aluminum sides and interior											
SMF1	29"	34"	82"	24.96	3	S-1/2, G-3/4	440	\$10,810	\$11,358	\$14,398	\$15,012
SMF2	56"	34"	82"	51.92	6	S-3/4, G-1	710	\$14,857	\$15,950	\$20,507	\$21,736
SMF3	83"	34"	82"	78.89	9	S-1, G-1	960	\$20,496	\$22,135	-	-
MODEL NUMBER	OVERALL			STOR. CU. FT.	# OF SHLVs.	H.P.	SHIP WEIGHT	FULL HEIGHT SOLID	HALF HEIGHT SOLID		
L	D	H									
REACH-IN FREEZERS - NARROW WIDTH											
Stainless steel in and out											
SSF1N	25"	34"	82"	20.97	3	1/2	408	\$15,807	\$16,269		
SSF2N	48"	34"	82"	43.94	6	3/4	680	\$20,497	\$21,126		
Stainless steel out - aluminum in											
SAF1N	25"	34"	82"	20.97	3	1/2	408	\$13,998	\$14,433		
SAF2N	48"	34"	82"	43.94	6	3/4	680	\$18,167	\$18,760		
Stainless steel front - aluminum sides and interior											
SMF1N	25"	34"	82"	20.97	3	1/2	408	\$12,369	\$12,752		
SMF2N	48"	34"	82"	43.94	6	3/4	680	\$16,052	\$16,573		
MODEL NUMBER	OVERALL			STOR. CU. FT.	# OF SHLVs.	H.P.	SHIP WEIGHT	FULL HEIGHT SOLID	HALF HEIGHT SOLID		
L	D	H									
REACH-IN FREEZERS - SHALLOW DEPTH											
Stainless steel in and out											
SSF1S	29"	26"	82"	18.25	3	1/2	406	\$16,180	\$16,636		
SSF2S	56"	26"	82"	37.96	6	3/4	676	\$20,982	\$21,896		
Stainless steel out - aluminum in											
SAF1S	29"	26"	82"	18.25	3	1/2	406	\$14,330	\$14,773		
SAF2S	56"	26"	82"	37.96	6	3/4	676	\$18,598	\$19,206		
Stainless steel front - aluminum sides and interior											
SMF1S	29"	26"	82"	18.25	3	1/2	406	\$12,661	\$13,053		
SMF2S	56"	26"	82"	37.96	6	3/4	676	\$16,433	\$16,969		

Specification Line Series accessories and modifications can be found on pages 21-23.

SSRPT/SARPT/SMRPT - PASS-THRU REFRIGERATORS

SSRPTS/SARPTS/SMRPTS - SHALLOW PASS-THRU REFRIGERATORS

SSFPT/SAFPT/SMFPT - PASS-THRU FREEZERS

Product Information

- On-board high/low temp alarm
- All series standard with Delrite® ABS interior door liner
- Stainless steel interior and exterior (SS)
- Stainless steel exterior/aluminum interior (SA)
- Stainless steel front/aluminum sides and interior (SM)
- Built in door locks
- Digital thermometer
- Three wire shelves per section - SA/SS standard chrome plated shelves and SM standard with epoxy coated shelves.
- 10' cord and plug standard on all 115 volt units
- Environmentally friendly HFC-404A refrigerant
- All Specification Line models have a freight class of 110
- Three year parts and labor warranty and an additional 2 year compressor parts warranty.



SSRPT1-S
(shown with optional casters)

Specifications and Prices

MODEL NUMBER	OVERALL			STOR. CU. FT.	# OF SHLVs.	H.P.	SHIP WEIGHT	FULL HEIGHT SOLID	HALF HEIGHT SOLID
	L	D	H						

PASS-THRU REFRIGERATORS -Hinged doors-Standard width

* Glass door models have a glass door on one side and a solid door on the other. Available on refrigerated units only, not on freezers.

Stainless steel in and out

SSRPT1	29"	36.25"	82"	26.64	3	S-1/4,G-1/3	455	\$16,141	\$16,642
SSRPT2	56"	36.25"	82"	55.42	6	1/2	700	\$23,849	\$24,567

Stainless out - Aluminum in

SARPT1	29"	36.25"	82"	26.64	3	S-1/4,G-1/3	455	\$14,453	\$14,897
SARPT2	56"	36.25"	82"	55.42	6	1/2	700	\$21,354	\$21,998

Stainless steel front - aluminum sides and interior

SMRPT1	29"	36.25"	82"	26.64	3	S-1/4,G-1/3	455	\$12,895	\$13,292
SMRPT2	56"	36.25"	82"	55.42	6	1/2	700	\$19,055	\$19,629

MODEL NUMBER	OVERALL			STOR. CU. FT.	# OF SHLVs.	H.P.	SHIP WEIGHT	FULL HEIGHT SOLID	HALF HEIGHT SOLID
	L	D	H						

PASS-THRU REFRIGERATORS -Hinged doors-shallow depth

* Glass door models have a glass door on one side and a solid door on the other. Available on refrigerated units only, not on freezers.

Stainless steel in and out

SSRPT1S	29"	28.25"	82"	18.25	3	1/3	455	\$16,522	\$17,037
SSRPT2S	56"	28.25"	82"	37.96	6	1/3	700	\$23,891	\$24,610

Stainless out - Aluminum in

SARPT1S	29"	28.25"	82"	18.25	3	1/3	455	\$14,794	\$15,247
SARPT2S	56"	28.25"	82"	37.96	6	1/3	700	\$21,413	\$22,028

Stainless steel front - aluminum sides and interior

SMRPT1S	29"	28.25"	82"	18.25	3	1/3	455	\$13,199	\$13,606
SMRPT2S	56"	28.25"	82"	37.96	6	1/3	700	\$19,106	\$19,659

MODEL NUMBER	OVERALL			STOR. CU. FT.	# OF SHLVs.	H.P.	SHIP WEIGHT	FULL HEIGHT SOLID	HALF HEIGHT SOLID
	L	D	H						

PASS-THRU FREEZERS-Hinged doors-Standard width

Stainless steel in and out

SSFPT1	29"	36.25"	82"	26.64	3	3/4	672	\$17,940	\$18,399
--------	-----	--------	-----	-------	---	-----	-----	----------	----------

Stainless out - Aluminum in

SAFPT1	29"	36.25"	82"	26.64	3	3/4	672	\$16,187	\$16,642
--------	-----	--------	-----	-------	---	-----	-----	----------	----------

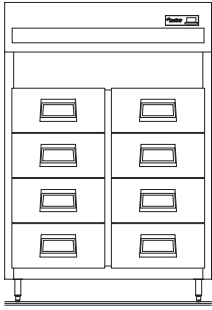
Stainless steel front - aluminum sides and interior

SMFPT1	29"	36.25"	82"	26.64	3	3/4	672	\$14,302	\$14,704
--------	-----	--------	-----	-------	---	-----	-----	----------	----------

Specification Line Series accessories and modifications can be found on pages 21-23.

SPECIFICATION LINE® SERIES

SSRFF - FISH DRAWER REACH-INS



SSRFF2

Product Information

- On-board high/low temp alarm
- All series standard with Delrite® ABS interior door liner
- Stainless steel interior and exterior (SS)
- Stainless steel exterior/aluminum interior (SA)
- Stainless steel front/aluminum sides and interior (SM)
- Digital thermometer
- 10' cord and plug standard on all 115 volt units
- Environmentally friendly HFC-404A refrigerant
- All Specification Line models have a freight class of 110
- Three year parts and labor warranty and an additional 2 year compressor parts warranty.

Specifications and Prices

MODEL NUMBER	OVERALL			STOR. CU. FT.	# OF SHLVs.	H.P.	SHIP WEIGHT	FULL HEIGHT SOLID
	L	D	H					
FISH DRAWER REACH-IN - FOUR FISH DRAWERS PER SECTION								
Stainless steel in and out								
SSRFF1	29"	34"	82"	24.96	N/A	1/4	418	\$18,315
SSRFF2	56"	34"	82"	51.92	N/A	1/3	650	\$27,699

Specification Line Series accessories and modifications can be found on pages 21-23.

No electrical options available for models on this page.
 * Limited accessories available for fish file units - please contact factory.
 ** Connection to floor drain required by operator.

SSRRI/SARRI/SMRRI - ROLL-IN REFRIGERATORS

SSFRI/SAFRI/SMFRI - ROLL-IN FREEZERS

SSHRI/SAHRI/SMHRI - HOT FOOD ROLL-INS

Product Information

- On-board high/low temp alarm
- All series standard with Delrite® ABS interior door liner (refrigerator & freezer units only)
- Stainless steel interior and exterior (SS)
- Stainless steel exterior/aluminum interior (SA)
- Stainless steel front/aluminum sides and interior (SM)
- Built in door locks
- Digital thermometer
- 10' cord and plug standard on all 115 volt units
- New lower ramp height
- Environmentally friendly HFC-404A refrigerant
- All Specification Line models have a freight class of 110
- Three year parts and labor warranty and an additional 2 year compressor parts warranty.



SSRRI2-S

Specifications and Prices

MODEL NUMBER	OVERALL			STOR. CU. FT.	# OF SHLVs.	H.P.	SHIP WEIGHT	FULL HEIGHT SOLID	FULL HEIGHT GLASS
	L	D	H						
ROLL-IN REFRIGERATORS									
Stainless steel in and out									
SSRRI1	34"	34"	89"	36.15	N/A	S-1/4,G-1/3	476	\$13,500	\$15,048
SSRRI2	66"	34"	89"	76.34	N/A	S-1/3,G-1/2	768	\$18,401	\$21,500
SSRRI3	98"	34"	89"	113.28	N/A	S-1/2,G-3/4	1044	\$24,907	\$30,629
Stainless out - aluminum in									
SARRI1	34"	34"	89"	36.15	N/A	S-1/4,G-1/3	476	\$13,063	\$14,735
SARRI2	66"	34"	89"	76.34	N/A	S-1/3,G-1/2	768	\$17,794	\$21,142
SARRI3	98"	34"	89"	113.28	N/A	S-1/2,G-3/4	1044	\$24,075	\$30,257
Stainless steel front - aluminum sides and interior									
SMRRI1	34"	34"	89"	36.15	N/A	S-1/4,G-1/3	476	\$11,009	\$12,417
SMRRI2	66"	34"	89"	76.34	N/A	S-1/3,G-1/2	768	\$15,731	\$18,691
SMRRI3	98"	34"	89"	113.28	N/A	S-1/2,G-3/4	1044	\$20,287	\$25,497

MODEL NUMBER	OVERALL			STOR. CU. FT.	# OF SHLVs.	H.P.	SHIP WEIGHT	FULL HEIGHT SOLID
	L	D	H					
ROLL-IN FREEZERS								
Stainless steel in and out								
SSFRI1	34"	34"	89"	36.15	N/A	3/4	497	\$18,375
SSFRI2	66"	34"	91"	76.34	N/A	1	824	\$27,334
Stainless out - aluminum in								
SAFRI1	34"	34"	89"	36.15	N/A	3/4	497	\$16,586
SAFRI2	66"	34"	91"	76.34	N/A	1	824	\$24,251
Stainless steel front - aluminum sides and interior								
SMFRI1	34"	34"	89"	36.15	N/A	3/4	497	\$14,944
SMFRI2	66"	34"	91"	76.34	N/A	1	824	\$21,845

MODEL NUMBER	OVERALL			STOR. CU. FT.	# OF SHLVs.	MAX WATTS	SHIP WEIGHT	FULL HEIGHT SOLID	FULL HEIGHT GLASS
	L	D	H						
HOT FOOD ROLL-INS									
Stainless steel in and out									
SSHRI1	34"	34"	89"	36.15	N/A	2160	459	\$13,803	\$15,110
SSHRI2	66"	34"	89"	76.34	N/A	3840	704	\$18,827	\$21,617
SSHRI3	98"	34"	89"	113.28	N/A	4272	1008	\$25,801	\$29,720
Stainless out - aluminum in									
SAHRI1	34"	34"	89"	36.15	N/A	2160	459	\$12,364	\$13,669
SAHRI2	66"	34"	89"	76.34	N/A	3840	704	\$17,021	\$19,632
Stainless steel front - aluminum sides and interior									
SMHRI1	34"	34"	89"	36.15	N/A	2160	459	\$10,927	\$12,082
SMHRI2	66"	34"	89"	76.34	N/A	3840	704	\$15,623	\$18,019

Specification Line Series accessories and modifications can be found on pages 21-23.

SSRRT/SARRT/SMRRT - ROLL-THRU REFRIGERATORS

SSHRT/SAHRT/SMHRT - HOT FOOD ROLL-THRUS



SSRRT1-S

Product Information

- On-board high/low temp alarm
- All series standard with Delrite® ABS interior door liner (refrigerator & freezer units only)
- Stainless steel interior and exterior (SS)
- Stainless steel exterior/aluminum interior (SA)
- Stainless steel front/aluminum sides and interior (SM)
- Built in door locks
- Digital thermometer
- 10' cord and plug standard on all 115 volt units
- New lower ramp height
- Environmentally friendly HFC-404A refrigerant
- All Specification Line models have a freight class of 110
- Three year parts and labor warranty and an additional 2 year compressor parts warranty.

Specifications and Prices

MODEL NUMBER	OVERALL			STOR. CU. FT.	# OF SHLVs.	H.P.	SHIP WEIGHT	FULL HEIGHT SOLID
	L	D	H					
ROLL-THRU REFRIGERATORS HINGED DOORS								
Stainless steel in and out								
SSRRT1	34"	36.25"	89"	38.58	N/A	1/3	514	\$18,491
SSRRT2	66"	36.25"	91"	79.74	N/A	1/2	776	\$26,433
Stainless steel out - Aluminum in								
SARRT1	34"	36.25"	89"	38.58	N/A	1/3	404	\$16,554
SARRT2	66"	36.25"	91"	79.74	N/A	1/2	736	\$23,670
Stainless steel front - aluminum sides and interior								
SMRRT1	34"	36.25"	89"	38.58	N/A	1/3	404	\$14,768
SMRRT2	66"	36.25"	91"	79.74	N/A	1/2	736	\$23,585
MODEL NUMBER	OVERALL			STOR. CU. FT.	# OF SHLVs.	BTU	SHIP WEIGHT	FULL HEIGHT SOLID
	L	D	H					
ROLL-THRU HOT FOOD CABINETS								
Stainless steel in and out								
SSHRT1	34"	36.25"	89"	38.58	N/A	N/A	519	\$16,841
SSHRT2	66"	36.25"	89"	79.74	N/A	N/A	836	\$23,466
SSHRT3	98"	36.25"	89"	120.90	N/A	N/A	985	\$31,433
Stainless steel out - Aluminum in								
SAHRT1	34"	36.25"	89"	38.58	N/A	N/A	504	\$15,090
SAHRT2	66"	36.25"	89"	79.74	N/A	N/A	806	\$21,228
Stainless steel front - aluminum sides and interior								
SMHRT1	34"	36.25"	89"	38.58	N/A	N/A	504	\$13,339
SMHRT2	66"	36.25"	89"	79.74	N/A	N/A	806	\$18,765

Specification Line Series accessories and modifications can be found on pages 21-23.

REACH-IN REFRIGERATORS/FREEZERS/HOT FOOD CABINETS PASS-THRU REFRIGERATORS/FREEZERS/HOT FOOD CABINETS DUAL TEMPS – OPTIONS

Doors - Please contact factory for available door options on our pass-thru offering

SLARP3108B	Half height solid stainless steel door pair in lieu of one full height hinged solid door	\$477
SLARPF3108B	Half height solid stainless steel door pair in lieu of one full height hinged solid door	\$476
SLARP3111A	Full height hinged glass door in lieu of one full height solid stainless steel hinged door-refrigerator & hot food Full size and shallow only.....	\$1,644
SLARPF3111A	Full height hinged glass door in lieu of one full height solid stainless steel door - freezer	\$2,318
SLARP3115A	Half height hinged glass door pair in lieu of one full height hinged stainless steel door - refrigerator & hot food Full size and shallow only.....	\$2,301
SLARPF3115A	Half height hinged glass door pair in lieu of one full height hinged stainless steel door - freezer	\$3,246
SLARP3109A	One half height hinged glass door in lieu of one half height hinged stainless steel door - refrigerator & hot food Full size and shallow only.....	\$397
SLARPF3109A	One half height hinged glass door in lieu of one half height hinged stainless steel door - freezer	\$1,623
SLARP3110	Stainless steel fixed panel in lieu of half height hinged stainless steel doors A-1 section	\$576
	B-2 section	\$1,110
	C-3 section	\$1,664
SLARP3139	Three drawers (holds (2) 12" x 20" x 6" pans) in lieu of one half height stainless steel doors Full size Reach-in Refrigerator, freezer or heated models only.....	\$3,080
AS000-AB9-025K	Stainless steel interior door liner in lieu of ABS.....	\$0

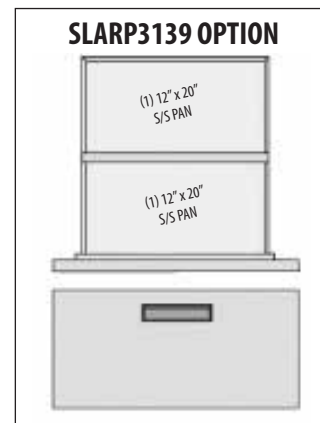
Cabinet options

SLARP3102	Stainless steel back with stainless steel louver (Reach-ins Only) A-1 section	\$945
	B-2 section	\$1,899
	C-3 section	\$2,846
SLARP3103	Stainless steel rear louver (Reach-ins Only) A-1 section	\$313
	B-2 section	\$641
	C-3 section	\$951
SLARP3114	Front or rear stainless steel kickplate A-1 section	\$778
	B-2 section	\$1,558
	C-3 section	\$2,336
SLARP3114	Laminate front or rear kickplate D-1 section	\$607
	E-2 section	\$1,275
	F-3 section	\$1,913
4" high stainless steel utility base	AS000-B6R-0030: 1 section	\$646
	AS000-B6R-0031: 2 section	\$1,294
	AS000-B6R-0032: 3 section	\$1,942
SLARP3151	Stainless steel end kickplate	\$382

SLARP3152	Heat shield end.....	\$772
AS000-BYT-0030	Stainless steel banking strip	\$301
AS000-BYT-0031	Stainless steel wall trim 8" wide, 1 piece	\$198
SLARP3106	Laminate door panel (standard laminates) A-Full door	\$1,174
	B-Half door	\$695
SLARP3107	Laminate upper shroud (standard laminates) A-1 section	\$790
	C-2 section	\$1,057
	E-3 section	\$1,318
SLARP3104	Laminate back (standard laminates) A-1 section	\$1,490
	B-2 section	\$2,991
	C-3 section	\$4,480
SLARP3105B	Laminate sides, per side (standard laminates)	\$1,435
SLARP3135	Electronic control with Celsius readout	\$256

Leg/Caster Options

6" polyurethane casters in lieu of legs	AS000-AXD-0054 (1&2 section units).....	\$378
	AS000-AXD-0055 (3 section units).....	\$570
6" flanged feet in lieu of standard legs	AS000-BGP-0030 (1&2 section units).....	\$536
	AS000-BGP-0031 (3 section unit).....	\$807
Special 2" high stainless steel leg channel in lieu of legs for curb mount	AS000-BEZ-0030 1 section	\$622
	AS000-BEZ-0031 2 section	\$1,357
	AS000-BEZ-0032 3 section	\$2,030
SLARP3122H-1	Shipped with legs or casters mounted from factory (2 and 3 section only)	Add \$240/section



REACH-IN REFRIGERATORS/FREEZERS/HOT FOOD CABINETS/DUAL TEMPS/PASS-THRU REFRIGERATORS/FREEZERS/HOT FOOD CABINETS/DUAL TEMPS – OPTIONS

Shelf Options

Additional chrome plated shelf & clips

Hot Food-

AS000-B17-0031 (Standard)	-----	\$107
AS000-B17-0035 (Shallow)	-----	\$107
AS000-B17-0033 (Narrow)	-----	\$107

Refrigerator/Freezer

AS000-B17-0030 (Standard)	-----	\$107
AS000-B17-0034 (Shallow)	-----	\$107
AS000-B17-0032 (Narrow)	-----	\$107

Stainless steel shelf & clips

AS000-B17-0039 (Standard)	-----	\$410
AS000-B17-0041 (Shallow)	-----	\$410
AS000-B17-0040 (Narrow)	-----	\$410

Chrome plated wine shelf

AS000-B17-0042 (Standard)	-----	\$287
AS000-B17-0043 (Narrow)	-----	\$287

Epoxy coated wire shelf (SM refrigerator and freezer models only)

AS000-B17-0036 (Standard)	-----	\$87
AS000-B17-0037 (Shallow)	-----	\$75
AS000-B17-0038 (Narrow)	-----	\$75

Incandescent light for glass door models only (not available on heated units)

SLARP3159A - 1 section	-----	\$917
SLARP3159B - 2 section	-----	\$1,379
SLARP3159C - 3 section	-----	\$1,746

Slide Options

Not available for narrow or shallow width cabinets

TS1 - One pair 18"x26" pan flange support	-----	\$62/pair
AS000-B17-0057	-----	
TS2 - One pair universal 12"x20" pan or 18"x26" pan bottom support	-----	\$117/pair
AS000-B17-0058	-----	
TS3 - One pair 12"x20" pan flange support	-----	\$62/pair
AS000-B17-0059	-----	
TS4 - One pair rod type 18 levels 18"x26" flange support	-----	\$375/pair
AS000-B17-0060	-----	
TS5 - One pair 18"x26" pan bottom support	-----	\$72/pair
AS000-B17-0061	-----	
TS6 - One pair 12"x20" pan bottom support	-----	\$72/pair
AS000-B17-0062	-----	
3117 Deduction for chrome plated shelf	-----	\$78 each
3116 Deduction for epoxy coated shelf	-----	\$70 each

Refrigeration System/Electrical Options

Remote Systems (condensing unit by others)

1/5, 1/4, 1/3, 1/2 horsepower units	-----	Deduct \$648
3/4 horsepower units	-----	Deduct \$788
1 horsepower units	-----	Deduct \$932

Water cooled refrigeration systems (extended lead time with this option)-

WATERCOOLSYS - 1/5, 1/4, 1/3, 1/2 horsepower units	-----	Add \$2,240
3/4HPWATERCOOLSYS - 3/4 horsepower units	-----	Add \$3,735
1HPWATERCOOLSYS - 1 horsepower units	-----	Add \$1,494

M3141A 230-50-1 Electrical	-----	Add \$875
SLARP3144 Bottom mount electrical (extended lead time with this option)	-----	Add \$574
AS000-B88-0042 - Transformer 220V-60C, 2000W	-----	\$1,767
AS000-B88-0031 - Transformer 220V-60C, 3000W	-----	\$2,567

Correctional Package Options

SLARP3129A Mesh screen over top of unit	-----	\$399
SLARP3129D Security screws	-----	\$179
SLARP3129H Single or double locking hasp clip (per door)	-----	\$496
Coverless hinge	N/C	
Pan slide welded in place		
Add to slide price	-----	\$136/pair

Misc. Options

Unit set up for field rehingeability from factory (not available on glass door models)	-----	N/C
000-BZP-0040 KIT, REVERSE HINGING, REF/FRZ/HTD, SPEC-LINE (not available on glass door models)	-----	\$0

ROLL-IN REFRIGERATORS/FREEZERS/HOT FOOD CABINETS/ DUAL TEMPS/ROLL-THRU REFRIGERATORS/FREEZERS/ HOT FOOD CABINETS/DUAL TEMPS – OPTIONS

Doors

####	One full height hinged stainless steel Reach-In door on roll-through in lieu of one roll-in door	\$298
####	Two half height hinged stainless steel Reach-In doors on roll through in lieu of one roll in door.....	\$748
SLARP3111A	One full height hinged glass door in lieu of one full height solid stainless steel door - refrigerator & hot food only	\$1,644
AS000-AB9-025K	Stainless steel interior door liner in lieu of ABS	\$0

Cabinet options

SLARR3102	Stainless steel back with stainless steel louver (Roll-ins Only)	
	A-1 section	\$993
	B-2 section	\$1,995
	C-3 section.....	\$2,989
SLARR3103	Stainless steel rear louver (Roll-ins Only)	
	A-1 section	\$313
	B-2 section	\$641
	C-3 section.....	\$951
SLARR3152	Heat shield end (per end).....	\$772
AS000-BYT-0030	Stainless steel banking strip.....	\$301
AS000-BYT-0031	Stainless steel wall trim 8" wide	\$198
SLARR3106A	Laminate door panel (standard laminates)	\$1,174
SLARP3105B	Laminate sides, per side (standard laminates)	\$1,435
SLARR3107	Laminate upper shroud (standard laminates)	
	A-1 section	\$788
	B-2 section	\$1,066
	C-3 section	\$1,331
SLARR3104	Laminate back (standard laminates)	
	A-1 section	\$1,490
	B-2 section	\$2,991
	C-3 section.....	\$4,479
117-AFJ-0041	Flat ramp in lieu of inclined ramp	\$0
SLARP3135	Electronic control with Celsius readout	\$256

Shelf Options

AS000-B17-0066	Half section chrome plated shelf kit (shelf supports, 2 shelves & clips)	\$939
AS000-B17-0065	Full section chrome plated shelf kit (shelf supports, 4 shelves & clips)	\$1,569
Additional chrome plated shelf & clips		
Hot Food-		
	AS000-B17-0031 (Standard).....	\$107
Refrigerator/Freezer		
	AS000-B17-0030 (Standard)	\$107
Stainless steel shelf & clips		
	AS000-B17-0039 (Standard)	\$410
Epoxy coated wire shelf		
	AS000-B17-0036 (SM refrigerator and freezer models only).....	\$87

Refrigeration System/Electrical Options

Remote Systems (condensing unit by others)	
1/5, 1/4, 1/3, 1/2 horsepower units	Deduct \$648
3/4 horsepower units	Deduct \$788
1 horsepower units	Deduct \$932
1 1/2 horsepower units	Deduct \$1,085
Water cooled refrigeration systems (extended lead time with this option)-	
WATERCOOLSYS - 1/5, 1/4, 1/3, 1/2 horsepower units.....	Add \$2,240
3/4HPWATERCOOLSYS - 3/4 horsepower units.....	Add \$3,735
1HPWATERCOOLSYS - 1 horsepower units	Add \$1,494
1 1/2 horsepower units	Add \$2,988
M3141A 230-50-1 Electrical.....	Add \$875
AS000-B88-0042 - Transformer 220V-60C, 2000W	\$1,767
AS000-B88-0031 - Transformer 220V-60C, 3000W	\$2,567

Correctional Package Options

SLARR3129A	Mesh screen over top of unit	\$399
SLARR3129D	Security screws.....	\$179
SLARR3129H	Single or double locking hasp clip (per door)	\$496
Coverless hinge	N/C	

SPECIFICATION LINE® SERIES OPTIONS

18600VD

Freestanding Undercounter Multi-Temperature Refrigeration System

F2900VD

Freestanding Equipment Stand
Multi-Temperature Refrigeration
System



18600VD SERIES FREESTANDING MULTI-TEMPERATURE REFRIGERATION F2900VD SERIES FREESTANDING MULTI-TEMPERATURE REFRIGERATION

Product Information

All Versa Drawer® Units

- 4 temperature operation—each drawer is completely independent and can operate as a refrigerator, freezer, chiller or thaw cabinet at any time
- Easy to use microprocessor control with push button function selection
- Alarm notifications, and service diagnostics
- Heavy-gauge stainless steel top
- Mechanical access on compressor end of unit
- 32" heavy duty full extension drawers with (2) 12"x20"x6" pan capacity per drawer
- NSF 7 certified
- High density polyurethane foam throughout
- Dart style quick change gaskets
- 8' long electrical cord
- Environmentally friendly HFC-404A refrigerant
- One year parts, one year labor and 5 year compressor warranty

18600 Series Only

- Standard on 6" casters
- Standard with stainless steel finished ends
- Standard at 34" ADA height
- Standard flat worktop

F2900VD Series Only

- Standard on 6" casters
- Standard with stainless steel finished ends
- Standard at 26" height
- Standard with full perimeter marine edge top

CE Models Only

- CE approved and listed



18682VDL



F2984VDL

VDL - Left hand condensing unit
VDR - Right hand condensing unit

**10-year Warranty
on Delfield's Full
Extension Plus Drawer
System Track!**

Specifications and Prices

Freestanding - 18600VD and F2900VD Series

MODEL NUMBER	DESCRIPTION	OVERALL			32" DRAWERS	H.P.	ELECTRICAL	AMPS	NEMA PLUG	SHIP WEIGHT LBS.	FREIGHT CLASS	LIST PRICE
		L	D	H								
18650VDL	Worktop	50"	31.5"	34"	2	1/3	115/60/1	6.0	5-15	520	110	\$16,189
18650VDR	Worktop	50"	31.5"	34"	2	1/3	115/60/1	6.0	5-15	520	110	\$16,189
18682VDL	Worktop	82"	31.5"	34"	4	(2) 1/3	115/60/1	12.0	5-15	720	110	\$27,465
18682VDR	Worktop	82"	31.5"	34"	4	(2) 1/3	115/60/1	12.0	5-15	720	110	\$27,465
F2984VDL	Equipment Stand	84"	31.5"	26"	2	1/3	115/60/1	6.0	5-15	520	110	\$18,943
F2984VDR	Equipment Stand	84"	31.5"	26"	2	1/3	115/60/1	6.0	5-15	520	110	\$18,943
18650VDL-CE	Worktop	50"	31.5"	34"	2	1/3	230/50/1	3.6	BS1363	520	110	\$17,315
18650VDR-CE	Worktop	50"	31.5"	34"	2	1/3	230/50/1	3.6	BS1363	520	110	\$17,315
18682VDL-CE	Worktop	82"	31.5"	34"	4	(2) 1/3	230/50/1	7.2	BS1363	720	110	\$28,590
18682VDR-CE	Worktop	82"	31.5"	34"	4	(2) 1/3	230/50/1	7.2	BS1363	720	110	\$28,590
F2984VDL-CE	Equipment Stand	84"	31.5"	26"	2	1/3	230/50/1	3.6	BS1363	520	110	\$18,943
F2984VDR-CE	Equipment Stand	84"	31.5"	26"	2	1/3	230/50/1	3.6	BS1363	520	110	\$20,066



VERSADRAWER®

F18RC119-ES1

119" Pizza Production Center

F18RC93-BPL

93" Pasta Production Center



PIZZA PRODUCTION CENTERS PASTA PRODUCTION CENTERS

Product Information

Standard Features

- Top is constructed of heavy-duty stainless steel
- High density environmentally friendly, Kyoto Protocol Compliant, Non ODP (Ozone Depletion Potential), Non GWP (Global Warming Potential) polyurethane foam throughout unit
- Snap-in dart style vinyl magnetic gaskets
- Recessed black plastic handle held in with a positive lock system
- 6.12" casters
- 8' long electrical cord
- 36" standard work height
- Composite cutting board

- Environmentally friendly HFC-404A refrigerant
- Built-in Lincoln CTI (Counter Top Impingement) oven
- Open shelf section for additional storage in base
- Overstructure with ambient topping rack and double tier landing area
- Ambient pan slides accommodate 18"x26" sheet pans



Pizza Center

Warranty

- One year parts and labor standard warranty
- Five year compressor warranty

Specifications and Prices

MODEL NUMBER	DESCRIPTION	L	OVERALL D	H	H.P.	AMPS	NEMA PLUG	SHIP WEIGHT	LIST PRICE
F18RC119-ES1L	119" pizza production center, product workflow to the left	119" (302cm)	32" (81cm)	60" (152cm)	1/3	41.0	14-60	980lbs (445kg)	\$35,332
F18RC119-ES1R	119" pizza production center, product workflow to the right	119" (302cm)	32" (81cm)	60" (152cm)	1/3	41.0	14-60	980lbs (445kg)	\$35,332

Product Information

Standard Features

- Self contained refrigerated base with heavy duty drawers
- Drawers are backed by a 10-year warranty on the track assembly
- Self contained LiquiTec® cold pan
- Built-in wok style induction cooker
- Two pasta rethermalizers
- Sauce warmer, sized for 1/3 pan
- Utility bin, sized for 1/3 pan
- Environmentally friendly R404A refrigerant

- Adapter bars for drawers provided
- Mounted on casters for easy cleaning and installation
- High density foamed in place environmentally friendly, Kyoto Protocol Compliant, Non ODP (Ozone Depletion Potential), Non GWP (Global Warming Potential) polyurethane keeps energy costs low
- One year parts and labor, five year compressor standard warranty



Pasta Center

Specifications and Prices

MODEL NUMBER	DESCRIPTION	L	OVERALL D	H	H.P.	AMPS	NEMA PLUG	SHIP WEIGHT	LIST PRICE
F18RC93-BPL	93" pasta station	93" (236 cm)	39" (99cm)	44" (112cm)	1/2	84.0	Hard Wired Only	1255lbs (569kg)	\$104,083

T Series

Blast Chiller/Shock Freezers



Product Information

- Blast chill food product from 200°F to 38°F in approximately 90 minutes
- Shock freeze food product from 200°F to 0°F in approximately 240 minutes
- On board integral printer–date, temperatures and times during all chilling cycles printed
- Automatic hot gas defrost
- Electronic control with 99 program capability and HACCP memory
- Time chill or temperature chill
- 1 core temperature probe
- Stainless steel exterior and interior
- Soft chill cycle for delicate foods
- Rehingable doors on T5 and T14D models
- T5 and T14D models have self-contained refrigeration systems
- T40 is supplied without condensing unit (condensing unit optional)
- T40 cabinet shipped “Knocked-down”, field assembly required
- T40 has stainless steel loading ramp
- Model T14D standard with (2) rolls of 2.5” (thermal) printer paper
- Not available in 230/50/1
- Three year parts and labor warranty and an additional 2 year compressor parts warranty.

Specifications and Prices

MODEL NUMBER	DESCRIPTION	L	OVERALL D	H	CHILL CAPACITY	FREEZE CAPACITY	CONDENSING UNIT	SHIP WEIGHT	LIST PRICE
T5	Blast Chiller/Shock Freezer	31.5"	27.5"	37"	44lbs	26lbs	Self contained	275	\$22,807
T14D	Blast Chiller/Shock Freezer	31.5"	43.5"	71.7"	154lbs	120lbs	Self contained	650	\$45,289
T40	Blast Chiller/Shock Freezer	61"	54"	89.5"	440	385	Remote	1400	\$74,505
Optional Condensing Units									
T40CU	Condensing unit T40	48"	36"	31"	-	-	Condensing unit	750	\$41,383
T40CUW	Water cooled condensing unit T40	17"	46"	30"	-	-	Condensing unit	750	\$39,676



T5



T14D



T40

T SERIES BLAST CHILLER/SHOCK FREEZER OPTIONS



Accessories and Modifications

Trolley Guide for T14D allows use of ConvoTherm 6.20 or 10.10 rack (AS3239578)	\$1,531
Condensing unit weatherproof hood - (CUHOOD)	\$4,294
ConvoTherm adapter mount for T5 model (AS3239579)	\$848
For use when 6.10 oven is mounted on top of the unit	
Casters for T5 model (AS000-AXD-0063)	
4.25" casters, 2 fixed, 2 swivel Shipped loose for field assembly	\$359
Casters for T14D model (AS000-AXD-0062)	
Shipped loose for field assembly -	\$359

400 Series

Undercounter Refrigerator/ Freezer Bases

UC4000 Series

Undercounter Refrigerator/ Freezer Bases

UC4400 Series

Undercounter Refrigerator/ Freezer Bases

UCD4400 Series

Undercounter Refrigerator/ Freezer Bases with Drawers

UC4500 Series

Undercounter Freezer Bases



400 - UNDERCOUNTER REFRIGERATORS & FREEZERS

UC4000 - UNDERCOUNTER REFRIGERATORS & FREEZERS



406-CA



UC4048
Shown with optional casters

Product Information

400 Series

- Features Delfield's exclusive ABS interior. ABS is extremely durable - it won't dent, chip or corrode and is backed by a limited lifetime warranty
- Stainless steel front and sides
- Two epoxy coated wire shelves, standard per unit
- Environmentally friendly R404A refrigerant
- Foamed in place environmentally friendly, Kyoto Protocol Compliant, Non ODP (Ozone Depletion Potential), Non GWP (Global Warming Potential) polyurethane cuts energy costs
- Black recessed quick grip handle
- Rugged 6" high heavy duty metal legs (models 406 & 407 only). Units with a "CA" suffix are standard on 3" diameter (3.75" ride height) casters
- All units come standard hinged right and may be changed at the factory at no charge. Indicate when order is placed
- 6' cord and plug supplied
- Three year parts and labor warranty and an additional 2 year compressor parts warranty.

UC4000 Series

- Features Delfield's exclusive ABS interior. ABS is extremely durable - it won't dent, chip or corrode and is backed by a limited lifetime warranty
- Stainless steel front, sides and top
- Environmentally friendly R404A refrigerant Foamed in place environmentally friendly, Kyoto Protocol Compliant, Non ODP (Ozone Depletion Potential), Non GWP (Global Warming Potential) polyurethane cuts energy costs
- Four epoxy coated wire shelves standard installed per unit
- Black recessed quick grip handle
- Rugged 6" high heavy duty metal legs
- Door hinging available on either right or left, right side is standard
- 6' cord and plug supplied
- Three year parts and labor warranty and an additional 2 year compressor parts warranty.

Specifications and Prices

MODEL NUMBER	DESCRIPTION	OVERALL			STOR. CU. FT.	H.P.	AMP	VOLTS	NEMA PLUG	SHIP WEIGHT	FREIGHT CLASS	LIST PRICE
		L	D	H								
UNDERCOUNTER REFRIGERATOR BASES with stainless steel top												
406	1 door	27.25"	28.5"	35.5"	5.7	1/5	4.0	115	5-15P	176	110	\$4,333
UNDERCOUNTER FREEZER BASES with stainless steel top												
407	1 door	27.25"	28.5"	35.5"	5.7	1/5	5.8	115	5-15P	176	110	\$4,918
UNDERCOUNTER REFRIGERATOR OR FREEZER with subtop and 3.75" casters												
406-CA	refrigerator	27.25"	27.75"	33.25"	5.7	1/5	4.0	115	5-15P	168	110	\$4,131
407-CA	freezer	27.25"	27.75"	33.25"	5.7	1/5	5.8	115	5-15P	168	110	\$4,706
MODEL NUMBER		OVERALL			STOR. CU. FT.	H.P.	AMP	VOLTS	NEMA PLUG	SHIP WEIGHT	FREIGHT CLASS	LIST PRICE
		L	D	H								
48" UNDERCOUNTER REFRIGERATOR BASES with stainless steel top												
UC4048		48"	28.5"	35.5"	10.8	1/5	4.0	115	5-15P	236	110	\$6,290
48" UNDERCOUNTER FREEZER BASES with stainless steel top												
UC4148		48"	28.5"	35.5"	10.8	1/3	5.6	115	5-15P	236	110	\$6,978

400 and 4000 accessories and modifications can be found on page 34.

UC4400 - UNDERCOUNTER REFRIGERATORS UC4500 - UNDERCOUNTER FREEZERS

Product Information

- All 4400 and 4500 Series units are 100% front breathing, which allows the unit to be pushed against a wall or built into a cabinet or an existing line up
- Durable, rugged stainless steel sides, top and front
- Features Delfield's exclusive ABS interior (on sides). ABS is extremely durable - it won't dent, chip or corrode and is backed by a limited lifetime warranty
- Heavy duty self-closing hinges
- "D" prefix models feature Delfield's exclusive new drawer system. Drawers are backed by a 10-year warranty on the track assembly
- Environmentally friendly R404A refrigerant
- High density foamed in place environmentally friendly, Kyoto Protocol Compliant, Non ODP (Ozone Depletion Potential), Non GWP (Global Warming Potential) polyurethane keeps energy costs low
- Black recessed quick grip handle
- Standard on 3" casters for easy cleaning and installation
- 60-cycle single phase electrical system
- 6' cord and plug supplied
- One epoxy coated wire shelf, standard installed per door section
- Electromechanical control
- Three year parts and labor warranty and an additional 2 year compressor parts warranty.



UC4432N



UC4464N

Specifications and Prices

MODEL NUMBER	DESCRIPTION	L	OVERALL D	H	VOL CU. FT.	H.P.	AMP	VOLTS	NEMA PLUG	SHIP WEIGHT	FREIGHT CLASS	LIST PRICE
27" REFRIGERATED UNDERCOUNTER												
UC4427N	one door	27"	31.5"	34.25"	8.2	1/5	3.9	115	5-15P	223	110	\$4,958
UCD4427N	two drawers	27"	31.5"	34.25"	8.2	1/5	3.9	115	5-15P	245	110	\$6,842
32" REFRIGERATED UNDERCOUNTER												
UC4432N	one door	32"	31.5"	34.25"	10.1	1/5	3.9	115	5-15P	245	110	\$6,081
UCD4432N	two drawers	32"	31.5"	34.25"	10.1	1/5	3.9	115	5-15P	293	110	\$7,908
48" REFRIGERATED UNDERCOUNTER												
UC4448N	two doors	48"	31.5"	34.25"	16.0	1/5	3.9	115	5-15P	316	110	\$6,470
UCD4448N	four drawers	48"	31.5"	34.25"	16.0	1/5	3.9	115	5-15P	398	110	\$10,077
60" REFRIGERATED UNDERCOUNTER												
UC4460N	two doors	60"	31.5"	34.25"	20.2	1/5	3.9	115	5-15P	411	110	\$7,650
UCD4460N	four drawers	60"	31.5"	34.25"	20.2	1/5	3.9	115	5-15P	495	110	\$11,235
64" REFRIGERATED UNDERCOUNTER												
UC4464N	two doors	64"	31.5"	34.25"	21.6	1/5	3.9	115	5-15P	421	110	\$8,320
UCD4464N	four drawers	64"	31.5"	34.25"	21.6	1/5	3.9	115	5-15P	522	110	\$11,912
72" REFRIGERATED UNDERCOUNTER												
UC4472N	three doors	72"	31.5"	34.25"	24.8	1/5	3.9	115	5-15P	461	110	\$8,979
UCD4472N	six drawers	72"	31.5"	34.25"	24.8	1/5	3.9	115	5-15P	545	110	\$13,368
32" FREEZER UNDERCOUNTER												
UC4532N	one door	32"	31.5"	34.25"	8.8	1/5	9.5	115	5-15P	245	110	\$6,816
UCD4532N	two drawers	32"	31.5"	34.25"	8.8	1/3	9.5	115	5-15P	293	110	\$8,549
60" FREEZER UNDERCOUNTER												
UC4560N	two doors	60"	31.5"	34.25"	16.9	1/3	12.0	115	5-15P	411	110	\$9,222

400 and 4000 accessories and modifications can be found on page 34.

**10-year Warranty
on Delfield's Full
Extension Plus Drawer
System Track!**



UNDERCOUNTER REFRIGERATORS AND FREEZERS

UNDERCOUNTER ACCESSORIES

400 AND UC4000

Backs

- 420040 400 One section stainless steel back -----\$579
- 420043 4000 Two section stainless steel back -----\$841

Casters

- Four 3" (3.75" ride height) NSF certified casters (AS000-AXD-0041) -----\$295
- Four 5" (6.0" ride height) NSF certified casters (AS000-AXD-0042)-----\$250

Collar

- Model 409 stacking collar (adds 4" to overall combined height; for use with models 406/407) -----\$295

Door Lock (not available on glass doors)

- 0420104 Original order only; not field-installable; per door -----\$320

Electrical

- 420021 230 volt, 50 cycle electrical system -----\$449
- AS000-B88-0032 220/60/1 Voltage package ----- \$1,457

Fronts

Plastic laminate front (specify color on original order)

- A130147827 27" units -----\$368
- A130147848 48" units -----\$525

Shelves - Models 406(-CA), 407(-CA), UC4048 and UC4148 ONLY

- AS3978271 Additional shelf (406, 406-CA, 407, 407-CA) -----\$83
- AS3978272 Additional shelf (UC4048, UC4148) -----\$83

Shelves

- AS3978273 Additional shelf (48", 72")-----\$87
- AS3978274 Additional shelf (27")-----\$87
- AS3978275 Additional shelf (60")-----\$87
- AS3978276 Additional shelf (32", 64")-----\$87

Glass Doors (not available on 406, 406-CA, 407 or 407-CA models)

(If interior light is required, it must be ordered as an option)

- 4400GLSDR24 24"-----\$776
- 4400GLSDR27 27"-----\$874
- 4400GLSDR32 32"-----\$1,035

Stainless steel overshelves

- | | | |
|-------------|-----|---------|
| Single tier | 27" | \$776 |
| | 32" | \$841 |
| | 48" | \$1,221 |
| | 60" | \$1,435 |
| | 64" | \$1,600 |
| | 72" | \$1,766 |
| Double tier | 27" | \$387 |
| | 32" | \$420 |
| | 48" | \$610 |
| | 60" | \$717 |
| | 64" | \$799 |
| | 72" | \$833 |

Remote configuration (condensing unit by others) -----Deduct \$557

- 4400LIGHT Interior incandescent light-----\$815

UC4400 AND UC4500 ACCESSORIES

Backs

Stainless steel back

- A000-B4V-003N 27" -----\$590
- A000-B4V-003P 32" -----\$646
- A000-B4V-003R 48" -----\$858
- A000-B4V-003T 60" ----- \$1,082
- A000-B4V-003U 64" ----- \$1,138
- A000-B4V-003W 72" ----- \$1,245

Cutting Top

Full size Polyethylene cutting top

- 44PCB27 27" -----\$326
- 44PCB32 32" -----\$435
- 44PCB48 48" -----\$604
- 44PCB60 60" -----\$716
- 44PCB64 64" -----\$715
- 44PCB72 72" -----\$790

Electrical-(transformers shipped loose, not installed at factory)

- 420021 230 volt, 50 cycle electrical system -----\$449
- AS000-B88-0032 220/60/1 Voltage package ----- \$1,457

Front

Plastic laminate front (specify color on original order)

- A130147827 27" -----\$368
- A130147832 32" -----\$396
- A130147848 48" -----\$525
- A130147860 60" -----\$620
- A130147864 64" -----\$646
- A130147872 72" -----\$726

Plastic laminate back (specify color on original order)

- A130147827B 27" -----\$368
- A130147832B 32" -----\$396
- A130147848B 48" -----\$525
- A130147860B 60" -----\$620
- A130147864B 64" -----\$646
- A130147872B 72" -----\$726

Overshelves (18" wide standard)

Stainless steel overshelves

- | | | |
|-------------|-----|---------|
| Single tier | 27" | \$776 |
| | 32" | \$841 |
| | 48" | \$1,221 |
| | 60" | \$1,435 |
| | 64" | \$1,600 |
| | 72" | \$1,766 |
| Double tier | 27" | \$387 |
| | 32" | \$420 |
| | 48" | \$610 |
| | 60" | \$717 |
| | 64" | \$799 |
| | 72" | \$833 |

Shelves

- AS3978273 Additional shelf (48", 72")-----\$87
- AS3978274 Additional shelf (27")-----\$87
- AS3978275 Additional shelf (60")-----\$87
- AS3978276 Additional shelf (32", 64")-----\$87

4400LIGHT Interior incandescent light -----\$815

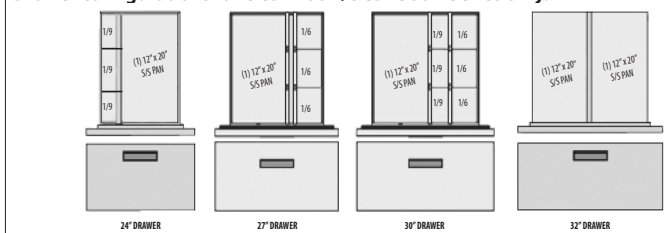
4400EXTHERM Exterior thermometer (door models only) -----\$544

4400LAMEND (per side) -----\$402

Drawers in place of doors per section

- A000-B4Y-003M Set of two 24"----- Add \$1,925 per door
- A000-B4Y-003J Set of two 30"----- Add \$1,925 per door
- A000-B4Y-003H Set of two 32"----- Add \$1,925 per door

Drawer configurations for UCD4400N/UCD4500N Series only.



400 Series

Work Top Refrigerator/Freezer Bases

4000 Series

Work Top Refrigerator/Freezer Bases

4400 Series

Flat Top and Work Top Refrigerators

4500 Series

Flat Top and Work Top Freezers

BUCM/BSTM

Refrigerated Work Tables With and Without Backsplash



400 - REFRIGERATED/FREEZER WORK TABLES

ST4000 - REFRIGERATED/FREEZER WORK TABLES



402

Product Information

- Features Delfield's exclusive Delrite ABS interior. ABS is extremely durable - it won't dent, chip or corrode and is backed by a limited lifetime warranty
- Stainless steel front, sides and top
- Environmentally friendly R404A refrigerant
- Foamed in place environmentally friendly, Kyoto Protocol Compliant, Non ODP (Ozone Depletion Potential), Non GWP (Global Warming Potential) polyurethane cuts energy costs
- Black recessed quick grip handle
- Rugged 6" high heavy duty metal legs
- Door hinging available on either right or left, right side is standard
- 60-cycle single phase electrical system
- 6' cord and plug supplied
- Three year parts and labor warranty and an additional 2 year compressor parts warranty.

400 Series Only

- Two epoxy coated wire shelves, standard installed per unit

ST4000 Series Only

- 4" backsplash
- Four epoxy coated wire shelves standard per unit

Specifications and Prices

MODEL NUMBER	DESCRIPTION	OVERALL			STOR. CU. FT.	H.P.	AMP	VOLTS	NEMA PLUG	SHIP WEIGHT	FREIGHT CLASS	LIST PRICE
		L	D	H								
WORK TOP REFRIGERATOR BASES with stainless steel top & backsplash												
402	1 door	27.25"	28.5"	39.5"	5.7	1/5	4.0	115	5-15P	176	110	\$4,401
WORK TOP FREEZER BASES with stainless steel top & backsplash												
403	1 door	27.25"	28.5"	39.5"	5.7	1/5	5.8	115	5-15P	184	110	\$5,160

MODEL NUMBER	L	OVERALL		STOR. CU. FT.	H.P.	AMP	VOLTS	NEMA PLUG	SHIP WEIGHT	FREIGHT CLASS	LIST PRICE
		D	H								
48" WORK TOP REFRIGERATOR BASES with stainless steel top & backsplash											
ST4048	48"	28.5"	39.5"	10.8	1/5	4.0	115	5-15P	234	110	\$6,552
48" WORK TOP FREEZER BASES with stainless steel top & backsplash											
ST4148	48"	28.5"	39.5"	10.8	1/3	5.6	115	5-15P	242	110	\$7,266

400 and 4000 accessories and modifications can be found on page 39.

4400N - REFRIGERATED WORK TABLES 4500N - FREEZER WORK TABLES



4464N

Product Information

- All 4400 and 4500 Series units are 100% front breathing, which allows the unit to be pushed against a wall or built into a cabinet or an existing line up
- Durable, rugged stainless steel sides, top and front
- Features Delfield's exclusive ABS interior (on sides). ABS is extremely durable - it won't dent, chip or corrode and is backed by a limited lifetime warranty
- Heavy duty self-closing hinges
- "ST" prefix models have a 4" stainless steel backsplash
- "D" prefix models feature Delfield's exclusive new drawer system. Drawers are backed by a **10-year warranty** on the track assembly
- Environmentally friendly R404A refrigerant
- High density foamed in place environmentally friendly, Kyoto Protocol Compliant, Non ODP (Ozone Depletion Potential), Non GWP (Global Warming Potential) polyurethane keeps energy costs low
- Black recessed quick grip handle
- Standard on 5" casters for easy cleaning and installation
- 60-cycle single phase electrical system
- Electromechanical control
- 6' cord and plug supplied
- One epoxy coated wire shelf standard, installed per door section
- Three year parts and labor warranty and an additional 2 year compressor parts warranty.

Specifications and Prices

MODEL NUMBER	DESCRIPTION	WORK HEIGHT*			VOL. CU. FT.	H.P.	AMP	VOLTS	NEMA PLUG	SHIP WEIGHT	FREIGHT CLASS	LIST PRICE
		L	D	H								
27" REFRIGERATED FLAT TOP AND WORK TOP												
4427N	one door	27"	31.5"	36"	8.2	1/5	3.9	115	5-15P	223	110	\$4,958
D4427N	two drawers	27"	31.5"	36"	8.2	1/5	3.9	115	5-15P	245	110	\$6,842
ST4427N	one door	27"	31.5"	36"	8.2	1/5	3.9	115	5-15P	223	110	\$5,207
STD4427N	two drawers	27"	31.5"	36"	8.2	1/5	3.9	115	5-15P	245	110	\$7,097
32" REFRIGERATED FLAT TOP AND WORK TOP												
4432N	one door	32"	31.5"	36"	10.1	1/5	3.9	115	5-15P	245	110	\$6,081
D4432N	two drawers	32"	31.5"	36"	10.1	1/5	3.9	115	5-15P	293	110	\$7,908
ST4432N	one door	32"	31.5"	36"	10.1	1/5	3.9	115	5-15P	245	110	\$6,354
STD4432N	two drawers	32"	31.5"	36"	10.1	1/5	3.9	115	5-15P	293	110	\$8,189
48" REFRIGERATED FLAT TOP AND WORK TOP												
4448N	two doors	48"	31.5"	36"	16.0	1/5	3.9	115	5-15P	316	110	\$6,469
D4448N	four drawers	48"	31.5"	36"	16.0	1/5	3.9	115	5-15P	398	110	\$10,077
ST4448N	two doors	48"	31.5"	36"	16.0	1/5	3.9	115	5-15P	316	110	\$6,790
STD4448N	four drawers	48"	31.5"	36"	16.0	1/5	3.9	115	5-15P	398	110	\$1,050
60" REFRIGERATED FLAT TOP AND WORK TOP												
4460N	two doors	60"	31.5"	36"	20.2	1/5	3.9	115	5-15P	411	110	\$7,650
D4460N	four drawers	60"	31.5"	36"	20.2	1/5	3.9	115	5-15P	495	110	\$11,235
ST4460N	two doors	60"	31.5"	36"	20.2	1/5	3.9	115	5-15P	411	110	\$8,024
STD4460N	four drawers	60"	31.5"	36"	20.2	1/5	3.9	115	5-15P	495	110	\$11,614
64" REFRIGERATED FLAT TOP AND WORK TOP												
4464N	two doors	64"	31.5"	36"	21.6	1/5	3.9	115	5-15P	421	110	\$8,409
D4464N	four drawers	64"	31.5"	36"	21.6	1/5	3.9	115	5-15P	522	110	\$11,912
ST4464N	two doors	64"	31.5"	36"	21.6	1/5	3.9	115	5-15P	421	110	\$8,718
STD4464N	four drawers	64"	31.5"	36"	21.6	1/5	3.9	115	5-15P	522	110	\$12,312
72" REFRIGERATED FLAT TOP AND WORK TOP												
4472N	three doors	72"	31.5"	36"	24.8	1/5	3.9	115	5-15P	461	110	\$8,979
D4472N	six drawers	72"	31.5"	36"	24.8	1/5	3.9	115	5-15P	545	110	\$13,625
ST4472N	three doors	72"	31.5"	36"	24.8	1/5	3.9	115	5-15P	461	110	\$9,411
STD4472N	six drawers	72"	31.5"	36"	24.8	1/5	3.9	115	5-15P	545	110	\$13,800
32" FREEZER FLAT TOP AND WORK TOP												
4532N	one door	32"	31.5"	36"	8.8	1/5	9.5	115	5-15P	245	110	\$6,951
D4532N	two drawers	32"	31.5"	36"	8.8	1/3	9.5	115	5-15P	293	110	\$8,719
ST4532N	one door	32"	31.5"	36"	8.8	1/5	9.5	115	5-15P	245	110	\$7,017
STD4532N	two drawers	32"	31.5"	36"	8.8	1/3	9.5	115	5-15P	293	110	\$9,230
60" FREEZER FLAT TOP AND WORK TOP												
4560N	two doors	60"	31.5"	36"	16.9	1/3	12.0	115	5-15P	411	110	\$9,406
ST4560N	two doors	60"	31.5"	36"	16.9	1/3	12.0	115	5-15P	411	110	\$9,597

* ST models are 40" overall height

4400 and 4500 accessories and modifications can be found on page 39.

REFRIGERATED AND FREEZER WORK TABLES

18600BUKM - REFRIGERATED WORK TABLES**18600BSTM - REFRIGERATED WORK TABLES WITH BACKSPLASH**

18648BUKM

Product Information

- Stainless steel exterior is standard. Optional laminate facing is available
- Compressor is located on right
- Finished stainless steel ends
- 18-gauge stainless steel top
- BSTM models indicate a 4" high backsplash
- Environmentally friendly HFC-404A refrigerant
- Standard on casters
- Three year parts and labor warranty and an additional 2 year compressor parts warranty.

Specifications and Prices

MODEL NUMBER	# OF DOORS	OVERALL			STOR CU. FT.	H.P.	AMP	VOLTS	NEMA PLUG	SHIP WEIGHT	FREIGHT CLASS	LIST PRICE
		L	D	H								

REFRIGERATED WORK TABLES

Remote units available — See accessory pricing.

Self-Contained

18648BUKM	(1) 27"	48"	31.5"	36"	10.23	1/5	8.0	115	5-15P	390	110	\$8,127
18660BUKM	19" & 27"	60"	31.5"	36"	15.12	1/5	8.0	115	5-15P	435	110	\$9,481
18672BUKM	(2) 27"	72"	31.5"	36"	18.10	1/4	10.0	115	5-15P	495	110	\$10,899
18691BUKM	(2) 27" & 19"	91"	31.5"	36"	24.48	1/4	10.0	115	5-15P	535	110	\$13,766
18699BUKM	(3) 27"	99"	31.5"	36"	27.46	1/4	10.0	115	5-15P	594	110	\$14,439
186114BUKM	(3) 32"	114"	31.5"	36"	37.24	1/3	12.0	115	5-15P	685	110	\$16,635

MODEL NUMBER	# OF DOORS	OVERALL			STOR CU. FT.	H.P.	AMP	VOLTS	NEMA PLUG	SHIP WEIGHT	FREIGHT CLASS	LIST PRICE
		L	D	H								

REFRIGERATED WORK TABLES WITH BACKSPLASH

Remote units available — See accessory pricing.

Self-Contained

18648BSTM	(1) 27"	48"	31.5"	40"	10.23	1/5	8.0	115	5-15P	390	110	\$8,450
18660BSTM	19" & 27"	60"	31.5"	40"	15.12	1/5	8.0	115	5-15P	435	110	\$9,739
18672BSTM	(2) 27"	72"	31.5"	40"	18.10	1/4	10.0	115	5-15P	495	110	\$11,326
18691BSTM	(2) 27" & 19"	91"	31.5"	40"	24.48	1/4	10.0	115	5-15P	535	110	\$14,305
18699BSTM	(3) 27"	99"	31.5"	40"	27.46	1/4	10.0	115	5-15P	594	110	\$15,027
186114BSTM	(3) 32"	114"	31.5"	40"	37.24	1/3	12.0	115	5-15P	685	110	\$17,308

18600BUKM AND 18600BSTM accessories and modifications can be found on page 39.

400/4000/4400N/4500N SERIES

Casters (only for 400/4000 series units, NOT available on 4427N, D4427N, 4432N, D4432N, 4448N, D4448N, 4460N, D4460N, 4464N, D4464N, 4472N, D4472N)

Four 3" (3.75" ride height) NSF certified casters (AS000-AXD-0041) ----- \$295
0420104 Door lock original order only; (not available on glass doors)
 not field-installable; per section ----- \$320

Shelves

AS3978273 Additional shelf (48", 72") ----- \$87
AS3978274 Additional shelf (27") ----- \$87
AS3978275 Additional shelf (60") ----- \$87
AS3978276 Additional shelf (32", 64") ----- \$87

Electrical-(transformers shipped loose, not installed at factory)

420021 230 volt, 50 cycle electrical system ----- \$449
AS000-B88-0032 220/60/1 Voltage package ----- \$1,457
4400EXTHERM Exterior thermometer (44/4500 door models only) ----- \$544

Stainless steel overshelves

Single tier
 27" ----- \$395
 32" ----- \$428
 48" ----- \$623
 60" ----- \$732
 64" ----- \$815
 72" ----- \$901
 Double tier
 27" ----- \$792
 32" ----- \$858
 48" ----- \$1,245
 60" ----- \$1,464
 64" ----- \$1,632
 72" ----- \$1,802

Non-standard pan cutout locations ----- Add \$622
 (see accessory sheet for possible locations)

Plastic laminate front (specify color on original order)

A130147827 27" ----- \$368
A130147832 32" ----- \$396
A130147848 48" ----- \$525
A130147860 60" ----- \$620
A130147864 64" ----- \$646
A130147872 72" ----- \$726

Plastic laminate back (specify color on original order)

A130147827B 27" ----- \$368
A130147832B 32" ----- \$396
A130147848B 48" ----- \$525
A130147860B 60" ----- \$620
A130147864B 64" ----- \$646
A130147872B 72" ----- \$726

Glass Doors (not available on 402, 403 models)

(If interior light is required, it must be ordered as an option)

4400GLSDR24 24" ----- \$776
4400GLSDR27 27" ----- \$874
4400GLSDR32 32" ----- \$1,035
4400LIGHT Interior incandescent light ----- \$815
 (Available on all stainless steel door models. Only available on 27" & 32" glass door models)

Stainless steel back

A000-B4V-003N 27" ----- \$590
A000-B4V-003P 32" ----- \$646
A000-B4V-003R 48" ----- \$858
A000-B4V-003T 60" ----- \$1,082
A000-B4V-003U 64" ----- \$1,138
A000-B4V-003W 72" ----- \$1,245
4400LAMEND (per side) ----- \$402

Drawers in place of doors per section

A000-B4Y-003M Set of two 24" ----- Add \$1,925 per door
A000-B4Y-003J Set of two 30" ----- Add \$1,925 per door
A000-B4Y-003H Set of two 32" ----- Add \$1,925 per door

BUCM & BSTM MODELS

Stainless steel back (per linear foot) ----- \$290
 Laminate facing for BUCM & BSTM units; per linear foot ----- \$137
 (Laminate facing for rear of BUCM & BSTM units requires stainless steel back)
Cutting board (20" wide x 1/2" thick) (BUCM & BSTM)

48" ----- \$1,024
 60" ----- \$1,199
 72" ----- \$1,450
 91" ----- \$1,768
 99" ----- \$2,051
 114" ----- \$2,354

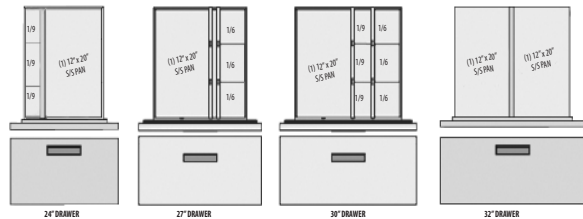
18" wide single tier overshelf (BUCM & BSTM)

48" ----- \$973
 60" ----- \$1,221
 72" ----- \$1,466
 91" ----- \$1,857
 99" ----- \$2,022
 114" ----- \$2,334

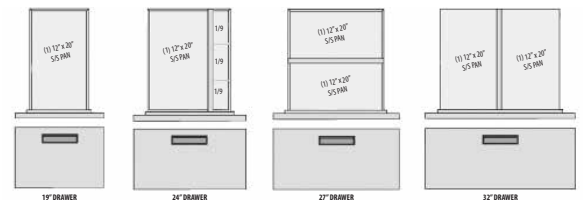
Electrical-(transformers shipped loose, not installed at factory)

230 volt, 50 cycle electrical system ----- \$1,219
 220/60/1 Voltage package ----- \$1,219
Drawers 19", 2 high, hold one 12" x 20" x 6" deep pan
 per drawer (pans supplied by others) ----- \$2,548
Drawers 19", 3 high, hold one 12" x 20" x 4" deep pan
 per drawer (pans supplied by others) ----- \$3,288
Drawers 27", 2 high, hold two 12" x 20" x 6" deep pans
 per drawer (pans supplied by others) ----- \$2,785
Drawers 27", 3 high, hold two 12" x 20" x 4" deep pans
 per drawer (pans supplied by others) ----- \$3,422
Drawers 32", 2 high, hold two 12" x 20" x 6" deep pans
 per drawer (pans supplied by others) ----- \$2,695
Drawers 32", 3 high, hold two 12" x 20" x 4" deep pans
 per drawer (pans supplied by others) ----- \$3,422
Remote refrigeration (BUCM & BSTM)
 Overall unit length remains the same.
 Delete 1/4, 1/3 and 1/2 horsepower system ----- CREDIT \$669
TR9B tray rack (base support style for 18" x 26" trays; 2" centers)
 (BUCM & BSTM) ----- \$365

Drawer configurations for 4000N/4400N/4500N series only.



Drawer configurations for BUCM and BSTM series.



4400N Series

Salad Top Compact Prep Tables

18000PTBM

Standard Pizza Prep Tables

18600PTL

LiquiTec® Pizza Prep Tables

18600PDL

Dual Rail Pizza Prep Tables

CTP-NB

Counter Top Prep Rails



**VOTED BEST
IN CLASS
PREP
TABLES**



4400N - SALAD TOP PREP TABLES

Product Information

- Patented air screen ensures product stays cold without drying it out
- All 4400 Series units are 100% front breathing, which allows the unit to be pushed against a wall or built into a cabinet or an existing line up
- Durable, rugged stainless steel sides, top and front
- Features Delfield's exclusive Delrite ABS interior (on sides). ABS is extremely durable - it won't dent, chip or corrode and is backed by a limited lifetime warranty
- Delfield supplies 1/6 size pans and positive placement adapter bars for top opening
- Dual level pan brackets allow the pans to be lowered an additional inch in the unit without tools to provide additional pan temperature holding performance (not available for eight pan capacity models)
- Salad top refrigerators are standard with 10" wide, dishwasher safe polyethylene cutting board with antimicrobial treatment
- "D" prefix models feature Delfield's new drawer system. Drawers are backed by a **10-year warranty** on the track assembly
- Environmentally friendly R404A refrigerant
- High density foamed in place environmentally friendly, Kyoto Protocol Compliant, Non ODP (Ozone Depletion Potential), Non GWP (Global Warming Potential) polyurethane keeps energy costs low
- Black recessed quick grip handle
- Standard on 5" casters for easy cleaning and installation
- 6' cord and plug supplied
- One epoxy coated wire shelf standard, installed per door section
- "ST" prefix models have a 4" stainless steel backsplash
- Electromechanical control
- Three year parts and labor warranty and an additional 2 year compressor parts warranty.



4427N-6
Shown with optional hinged cover



4464N-16

10-year Warranty on Delfield's Full Extension Plus Drawer System Track!



Specifications and Prices

MODEL NUMBER	DESCRIPTION	OVERALL			VOL. CU. FT.	1/6 PAN CAP.	H.P.	AMP	VOLTS	NEMA PLUG	SHIP WEIGHT	FREIGHT CLASS	LIST PRICE
		L	D	H									
27" SALAD TOP REFRIGERATOR BASES													
4427N-6	one door	27"	31.5"	36"	8.2	6	1/5	7.2	115	5-15P	223	110	\$5,025
D4427N-6	two drawers	27"	31.5"	36"	8.2	6	1/5	7.2	115	5-15P	245	110	\$6,846
4427N-8	one door	27"	31.5"	36"	8.2	8	1/5	7.2	115	5-15P	223	110	\$6,486
D4427N-8	two drawers	27"	31.5"	36"	8.2	8	1/5	7.2	115	5-15P	223	110	\$8,307
ST4427N-8	one door	27"	31.5"	36"	8.2	8	1/5	7.2	115	5-15P	240	110	\$6,852
STD4427N-8	two drawers	27"	31.5"	36"	8.2	8	1/5	7.2	115	5-15P	240	110	\$8,673
48" SALAD TOP REFRIGERATOR BASES													
4448N-8	two doors	48"	31.5"	36"	16.0	8	1/5	7.2	115	5-15P	316	110	\$6,763
D4448N-8	four drawers	48"	31.5"	36"	16.0	8	1/5	7.2	115	5-15P	398	110	\$10,340
4448N-12	two doors	48"	31.5"	36"	16.0	12	1/5	7.2	115	5-15P	316	110	\$7,310
D4448N-12	four drawers	48"	31.5"	36"	16.0	12	1/5	7.2	115	5-15P	398	110	\$10,912
ST4448N-8	two doors	48"	31.5"	36"	16.0	8	1/5	7.2	115	5-15P	316	110	\$7,164
STD4448N-8	four drawers	48"	31.5"	36"	16.0	8	1/5	7.2	115	5-15P	398	110	\$10,663
60" SALAD TOP REFRIGERATOR BASES													
4460N-8	two doors	60"	31.5"	36"	20.2	8	1/2	12.0	115	5-15P	411	110	\$8,469
D4460N-8	four drawers	60"	31.5"	36"	20.2	8	1/2	12.0	115	5-15P	495	110	\$12,059
4460N-12	two doors	60"	31.5"	36"	20.2	12	1/2	12.0	115	5-15P	411	110	\$8,861
D4460N-12	four drawers	60"	31.5"	36"	20.2	12	1/2	12.0	115	5-15P	495	110	\$12,457
ST4460N-8	two doors	60"	31.5"	36"	20.2	8	1/2	12.0	115	5-15P	411	110	\$8,845
STD4460N-8	four drawers	60"	31.5"	36"	20.2	8	1/2	12.0	115	5-15P	495	110	\$12,438
64" SALAD TOP REFRIGERATOR BASES													
4464N-8	two doors	64"	31.5"	36"	21.6	8	1/2	12.0	115	5-15P	421	110	\$8,873
D4464N-8	four drawers	64"	31.5"	36"	21.6	8	1/2	12.0	115	5-15P	522	110	\$12,475
4464N-12	two doors	64"	31.5"	36"	21.6	12	1/2	12.0	115	5-15P	421	110	\$9,362
D4464N-12	four drawers	64"	31.5"	36"	21.6	12	1/2	12.0	115	5-15P	522	110	\$12,965
4464N-16	two doors	64"	31.5"	36"	21.6	16	1/2	12.0	115	5-15P	421	110	\$9,866
D4464N-16	four drawers	64"	31.5"	36"	21.6	16	1/2	12.0	115	5-15P	522	110	\$13,470
ST4464N-8	two doors	64"	31.5"	36"	21.6	8	1/2	12.0	115	5-15P	421	110	\$9,179
STD4464N-8	four drawers	64"	31.5"	36"	21.6	8	1/2	12.0	115	5-15P	522	110	\$12,788
ST4464N-12	two doors	64"	31.5"	36"	21.6	12	1/2	12.0	115	5-15P	421	110	\$9,673
STD4464N-12	four drawers	64"	31.5"	36"	21.6	12	1/2	12.0	115	5-15P	522	110	\$13,276
72" SALAD TOP REFRIGERATOR BASES													
4472N-12	three doors	72"	31.5"	36"	24.8	12	1/2	12.0	115	5-15P	461	110	\$10,117
D4472N-12	six drawers	72"	31.5"	36"	24.8	12	1/2	12.0	115	5-15P	545	110	\$14,795
4472N-18	three doors	72"	31.5"	36"	24.8	18	1/2	12.0	115	5-15P	461	110	\$10,341
D4472N-18	six drawers	72"	31.5"	36"	24.8	18	1/2	12.0	115	5-15P	545	110	\$15,027
ST4472N-12	three doors	72"	31.5"	36"	24.8	12	1/2	12.0	115	5-15P	461	110	\$10,550
STD4472N-12	six drawers	72"	31.5"	36"	24.8	12	1/2	12.0	115	5-15P	545	110	\$15,240

4400N Series accessories and modifications can be found on page 46.

Effective January 2015. All prices F.O.B. Covington, Tennessee 38019. Prices may vary on accessories ordered from the Parts Department. Visit www.delfield.com for specification sheets.



PREP TABLES

4400NM - MEGA TOP PREP TABLES

PREP TABLES



4432N-12M



4464N-24M

Product Information

- Patented air screen design ensures product stays cold without drying it out
- All 4400 Series units are 100% front breathing, which allows the unit to be pushed against a wall or built into a cabinet or an existing line up
- Durable, rugged stainless steel sides, top and front
- Features Delfield's exclusive Delrite ABS interior (on sides). ABS is extremely durable - it won't dent, chip or corrode and is backed by a limited lifetime warranty
- Delfield supplies 1/6 size pans and positive placement adapter bars for top opening
- Dual level pan brackets allow the pans to be lowered an additional inch in the unit without tools to provide additional pan temperature holding performance (not available for twelve pan capacity models)
- Mega top refrigerators are standard with 8" wide, dishwasher safe polyethylene cutting board with antimicrobial treatment
- "D" prefix models feature Delfield's exclusive new drawer system. Drawers are backed by a **10-year warranty** on the track assembly (Great for fast replenishment!)
- Environmentally friendly R404A refrigerant
- High density foamed in place environmentally friendly, Kyoto Protocol Compliant, Non ODP (Ozone Depletion Potential), Non GWP (Global Warming Potential) polyurethane keeps energy costs low
- Black recessed quick grip handle
- Standard on 5" casters for easy cleaning and installation
- 6' cord and plug supplied
- One epoxy coated wire shelf standard, installed per door section
- "ST" prefix models have a 4" stainless steel backsplash
- Electromechanical control
- Three year parts and labor warranty and an additional 2 year compressor parts warranty.

Specifications and Prices

MODEL NUMBER	DESCRIPTION	OVERALL			VOL. CU. FT.	1/6 PAN CAP.	H.P.	AMP	VOLTS	NEMA PLUG	SHIP WEIGHT	FREIGHT CLASS	LIST PRICE
		L	D	H									
27" MEGA TOP FRONT BREATHERS													
4427N-9M	one door	27"	31.5"	36"	8.2	9	1/5	7.2	115	5-15P	223	110	\$5,853
D4427N-9M	two drawers	27"	31.5"	36"	8.2	9	1/5	7.2	115	5-15P	245	110	\$7,679
4427N-12M	one door	27"	31.5"	36"	8.2	12	1/5	7.2	115	5-15P	223	110	\$5,989
D4427N-12M	two drawers	27"	31.5"	36"	8.2	12	1/5	7.2	115	5-15P	245	110	\$7,784
ST4427N-12M	one door	27"	31.5"	36"	8.2	12	1/5	7.2	115	5-15P	223	110	\$6,435
STD4427N-12M	two drawers	27"	31.5"	36"	8.2	12	1/5	7.2	115	5-15P	245	110	\$8,105
32" MEGA TOP FRONT BREATHERS													
4432N-12M	one door	32"	31.5"	36"	10.1	12	1/5	7.2	115	5-15P	245	110	\$7,374
D4432N-12M	two drawers	32"	31.5"	36"	10.1	12	1/5	7.2	115	5-15P	293	110	\$9,221
48" MEGA TOP FRONT BREATHERS													
4448N-18M	two doors	48"	31.5"	36"	16.0	18	1/5	7.2	115	5-15P	316	110	\$8,989
D4448N-18M	four drawers	48"	31.5"	36"	16.0	18	1/5	7.2	115	5-15P	398	110	\$12,587
60" MEGA TOP FRONT BREATHERS													
4460N-12M	two doors	60"	31.5"	36"	20.2	12	1/2	12.0	115	5-15P	411	110	\$9,388
D4460N-12M	four drawers	60"	31.5"	36"	20.2	12	1/2	12.0	115	5-15P	495	110	\$12,990
4460N-18M	two doors	60"	31.5"	36"	20.2	18	1/2	12.0	115	5-15P	411	110	\$9,625
D4460N-18M	four drawers	60"	31.5"	36"	20.2	18	1/2	12.0	115	5-15P	495	110	\$13,231
4460N-24M	two doors	60"	31.5"	36"	20.2	24	1/2	12.0	115	5-15P	411	110	\$9,853
D4460N-24M	four drawers	60"	31.5"	36"	20.2	24	1/2	12.0	115	5-15P	495	110	\$13,458
ST4460N-12M	two doors	60"	31.5"	36"	20.2	12	1/2	12.0	115	5-15P	411	110	\$9,762
STD4460N-12M	four drawers	60"	31.5"	36"	20.2	12	1/2	12.0	115	5-15P	495	110	\$13,369
ST4460N-18M	two doors	60"	31.5"	36"	20.2	18	1/2	12.0	115	5-15P	411	110	\$10,002
STD4460N-18M	four drawers	60"	31.5"	36"	20.2	18	1/2	12.0	115	5-15P	495	110	\$13,607
64" MEGA TOP FRONT BREATHER													
4464N-12M	two doors	64"	31.5"	36"	21.6	12	1/2	12.0	115	5-15P	421	110	\$10,070
D4464N-12M	four drawers	64"	31.5"	36"	21.6	12	1/2	12.0	115	5-15P	522	110	\$13,687
4464N-18M	two doors	64"	31.5"	36"	21.6	18	1/2	12.0	115	5-15P	421	110	\$10,319
D4464N-18M	four drawers	64"	31.5"	36"	21.6	18	1/2	12.0	115	5-15P	522	110	\$13,931
4464N-24M	two doors	64"	31.5"	36"	21.6	24	1/2	12.0	115	5-15P	421	110	\$10,547
D4464N-24M	four drawers	64"	31.5"	36"	21.6	24	1/2	12.0	115	5-15P	522	110	\$14,156
ST4464N-12M	two doors	64"	31.5"	36"	21.6	12	1/2	12.0	115	5-15P	421	110	\$10,378
STD4464N-12M	four drawers	64"	31.5"	36"	21.6	12	1/2	12.0	115	5-15P	522	110	\$13,999
ST4464N-18M	two doors	64"	31.5"	36"	21.6	18	1/2	12.0	115	5-15P	421	110	\$10,629
STD4464N-18M	four drawers	64"	31.5"	36"	21.6	18	1/2	12.0	115	5-15P	522	110	\$14,240
72" MEGA TOP FRONT BREATHER													
4472N-18M	three doors	72"	31.5"	36"	24.8	18	1/2	12.0	115	5-15P	461	110	\$10,794
D4472N-18M	six drawers	72"	31.5"	36"	24.8	18	1/2	12.0	115	5-15P	545	110	\$15,502
4472N-24M	three doors	72"	31.5"	36"	24.8	24	1/2	12.0	115	5-15P	461	110	\$11,022
D4472N-24M	six drawers	72"	31.5"	36"	24.8	24	1/2	12.0	115	5-15P	545	110	\$15,727
4472N-30M	three doors	72"	31.5"	36"	24.8	30	1/2	12.0	115	5-15P	461	110	\$11,252
D4472N-30M	six drawers	72"	31.5"	36"	24.8	30	1/2	12.0	115	5-15P	545	110	\$15,964
ST4472N-18M	three doors	72"	31.5"	36"	24.8	18	1/2	12.0	115	5-15P	461	110	\$11,228
STD4472N-18M	six drawers	72"	31.5"	36"	24.8	18	1/2	12.0	115	5-15P	545	110	\$15,943
ST4472N-24M	three doors	72"	31.5"	36"	24.8	24	1/2	12.0	115	5-15P	461	110	\$11,454
STD4472N-24M	six drawers	72"	31.5"	36"	24.8	24	1/2	12.0	115	5-15P	545	110	\$16,170

4400N Series accessories and modifications can be found on page 46.

UC4400N - REDUCED WORK HEIGHT SALAD TOP PREP TABLES

Product Information

- Patented air screen ensures product stays cold without drying it out
- All 4400 Series units are 100% front breathing, which allows the unit to be pushed against a wall or built into a cabinet or an existing line up
- Durable, rugged stainless steel sides, top and front
- Features Delfield's exclusive Delrite ABS interior (on sides). ABS is extremely durable - it won't dent, chip or corrode and is backed by a limited lifetime warranty
- Delfield supplies 1/6 size pans and positive placement adapter bars for top opening
- Dual level pan brackets allow the pans to be lowered an additional inch in the unit without tools to provide additional pan temperature holding performance
- Salad top refrigerators are standard with 10" wide, dishwasher safe polyethylene cutting board with antimicrobial treatment
- "D" prefix models feature Delfield's new drawer system. Drawers are backed by a **10-year warranty** on the track assembly
- Environmentally friendly R404A refrigerant
- High density foamed in place environmentally friendly, Kyoto Protocol Compliant, Non ODP (Ozone Depletion Potential), Non GWP (Global Warming Potential) polyurethane keeps energy costs low
- Black recessed quick grip handle
- Standard on 3" casters for easy cleaning and installation
- 6' cord and plug supplied
- One epoxy coated wire shelf standard, installed per door section
- Electromechanical control
- Three year parts and labor warranty and an additional 2 year compressor parts warranty.



UC4427N-6
Shown with optional hinged cover



UC4464N-16

Specifications and Prices

MODEL NUMBER	DESCRIPTION	L	OVERALL D	H	VOL. CU. FT.	1/6 PAN CAP.	H.P.	AMP	VOLTS	NEMA PLUG	SHIP WEIGHT	FREIGHT CLASS	LIST PRICE
27" SALAD TOP REFRIGERATOR BASES													
UC4427N-6	one door	27"	31.5"	34.25"	8.2	6	1/5	7.2	115	5-15P	223	110	\$5,025
UCD4427N-6	two drawers	27"	31.5"	34.25"	8.2	6	1/5	7.2	115	5-15P	245	110	\$6,846
48" SALAD TOP REFRIGERATOR BASES													
UC4448N-8	two doors	48"	31.5"	34.25"	16.0	8	1/5	7.2	115	5-15P	316	110	\$6,763
UCD4448N-8	four drawers	48"	31.5"	34.25"	16.0	8	1/5	7.2	115	5-15P	398	110	\$10,438
UC4448N-12	two doors	48"	31.5"	34.25"	16.0	12	1/5	7.2	115	5-15P	316	110	\$7,310
UCD4448N-12	four drawers	48"	31.5"	34.25"	16.0	12	1/5	7.2	115	5-15P	398	110	\$11,017
60" SALAD TOP REFRIGERATOR BASES													
UC4460N-8	two doors	60"	31.5"	34.25"	20.2	8	1/2	12.0	115	5-15P	411	110	\$8,469
UCD4460N-8	four drawers	60"	31.5"	34.25"	20.2	8	1/2	12.0	115	5-15P	495	110	\$12,059
UC4460N-12	two doors	60"	31.5"	34.25"	20.2	12	1/2	12.0	115	5-15P	411	110	\$8,861
UCD4460N-12	four drawers	60"	31.5"	34.25"	20.0	12	1/2	12.0	115	5-15P	495	110	\$12,457
64" SALAD TOP REFRIGERATOR BASES													
UC4464N-8	two doors	64"	31.5"	34.25"	21.6	8	1/2	12.0	115	5-15P	421	110	\$8,873
UCD4464N-8	four drawers	64"	31.5"	34.25"	21.6	8	1/2	12.0	115	5-15P	522	110	\$12,475
UC4464N-12	two doors	64"	31.5"	34.25"	21.6	12	1/2	12.0	115	5-15P	421	110	\$9,362
UCD4464N-12	four drawers	64"	31.5"	34.25"	21.6	12	1/2	12.0	115	5-15P	522	110	\$12,965
UC4464N-16	two doors	64"	31.5"	34.25"	21.6	16	1/2	12.0	115	5-15P	421	110	\$9,866
UCD4464N-16	four drawers	64"	31.5"	34.25"	21.6	16	1/2	12.0	115	5-15P	522	110	\$13,470
72" SALAD TOP REFRIGERATOR BASES													
UC4472N-12	three doors	72"	31.5"	34.25"	24.8	12	1/2	12.0	115	5-15P	461	110	\$10,117
UCD4472N-12	six drawers	72"	31.5"	34.25"	24.8	12	1/2	12.0	115	5-15P	545	110	\$14,795
UC4472N-18	three doors	72"	31.5"	34.25"	24.8	18	1/2	12.0	115	5-15P	461	110	\$9,944
UCD4472N-18	six drawers	72"	31.5"	34.25"	24.8	18	1/2	12.0	115	5-15P	545	110	\$15,027

UC4400N Series accessories and modifications can be found on page 46.

10-year Warranty on Delfield's Full Extension Plus Drawer System Track!



PREP TABLES

UC4400NM - REDUCED WORK HEIGHT MEGA TOP PREP TABLES

PREP TABLES



UC4432N-12M



UC4464N-24M

Product Information

- Patented air screen design ensures product stays cold without drying it out
- All 4400 Series units are 100% front breathing, which allows the unit to be pushed against a wall or built into a cabinet or an existing line up
- Durable, rugged stainless steel sides, top and front
- Features Delfield's exclusive Delrite ABS interior (on sides). ABS is extremely durable - it won't dent, chip or corrode and is backed by a limited lifetime warranty
- Delfield supplies 1/6 size pans and positive placement adapter bars for top opening
- Dual level pan brackets allow the pans to be lowered an additional inch in the unit without tools to provide additional pan temperature holding performance (not available for twelve pan capacity models)
- Mega top refrigerators are standard with 8" wide, dishwasher safe polyethylene cutting board with antimicrobial treatment
- "D" prefix models feature Delfield's exclusive new drawer system. Drawers are backed by a **10-year warranty** on the track assembly (Great for fast replenishment!)
- Environmentally friendly R404A refrigerant
- High density foamed in place environmentally friendly, Kyoto Protocol Compliant, Non ODP (Ozone Depletion Potential), Non GWP (Global Warming Potential) polyurethane keeps energy costs low
- Black recessed quick grip handle
- Standard on 3" casters for easy cleaning and installation
- 6' cord and plug supplied
- One epoxy coated wire shelf standard, installed per door section
- Electromechanical control
- Three year parts and labor warranty and an additional 2 year compressor parts warranty.

10-year Warranty on Delfield's Full Extension Plus Drawer System Track!



Specifications and Prices

MODEL NUMBER	DESCRIPTION	L	OVERALL D	H	VOL. CU. FT.	1/6 PAN CAP.	H.P.	AMP	VOLTS	NEMA PLUG	SHIP WEIGHT	FREIGHT CLASS	LIST PRICE
27" MEGA TOP FRONT BREATHERS													
UC4427N-9M	one door	27"	31.5"	34.25"	8.2	9	1/5	7.2	115	5-15P	223	110	\$5,738
UCD4427N-9M	two drawers	27"	31.5"	34.25"	8.2	9	1/5	7.2	115	5-15P	245	110	\$7,679
UC4427N-12M	one door	27"	31.5"	34.25"	8.2	12	1/5	7.2	115	5-15P	223	110	\$5,989
UCD4427N-12M	two drawers	27"	31.5"	34.25"	8.2	12	1/5	7.2	115	5-15P	245	110	\$7,485
32" MEGA TOP FRONT BREATHERS													
UC4432N-12M	one door	32"	31.5"	34.25"	10.1	12	1/5	7.2	115	5-15P	245	110	\$7,374
UCD4432N-12M	two drawers	32"	31.5"	34.25"	10.1	12	1/5	7.2	115	5-15P	293	110	\$9,221
48" MEGA TOP FRONT BREATHERS													
UC4448N-18M	two doors	48"	31.5"	34.25"	16.0	18	1/5	7.2	115	5-15P	316	110	\$8,989
UCD4448N-18M	four drawers	48"	31.5"	34.25"	16.0	18	1/5	7.2	115	5-15P	398	110	\$12,708
60" MEGA TOP FRONT BREATHERS													
UC4460N-12M	two doors	60"	31.5"	34.25"	20.2	12	1/2	12.0	115	5-15P	411	110	\$9,388
UCD4460N-12M	four drawers	60"	31.5"	34.25"	20.2	12	1/2	12.0	115	5-15P	495	110	\$12,990
UC4460N-18M	two doors	60"	31.5"	34.25"	20.2	18	1/2	12.0	115	5-15P	411	110	\$9,625
UCD4460N-18M	four drawers	60"	31.5"	34.25"	20.2	18	1/2	12.0	115	5-15P	495	110	\$13,231
UC4460N-24M	two doors	60"	31.5"	34.25"	20.2	24	1/2	12.0	115	5-15P	411	110	\$9,853
UCD4460N-24M	four drawers	60"	31.5"	34.25"	20.2	24	1/2	12.0	115	5-15P	495	110	\$13,458
64" MEGA TOP FRONT BREATHER													
UC4464N-12M	two doors	64"	31.5"	34.25"	21.6	12	1/2	12.0	115	5-15P	421	110	\$10,070
UCD4464N-12M	four drawers	64"	31.5"	34.25"	21.6	12	1/2	12.0	115	5-15P	522	110	\$13,687
UC4464N-18M	two doors	64"	31.5"	34.25"	21.6	18	1/2	12.0	115	5-15P	421	110	\$10,319
UCD4464N-18M	four drawers	64"	31.5"	34.25"	21.6	18	1/2	12.0	115	5-15P	522	110	\$13,931
UC4464N-24M	two doors	64"	31.5"	34.25"	21.6	24	1/2	12.0	115	5-15P	421	110	\$10,546
UCD4464N-24M	four drawers	64"	31.5"	34.25"	21.6	24	1/2	12.0	115	5-15P	522	110	\$14,155
72" MEGA TOP FRONT BREATHER													
UC4472N-18M	three doors	72"	31.5"	34.25"	24.8	18	1/2	12.0	115	5-15P	461	110	\$10,794
UCD4472N-18M	six drawers	72"	31.5"	34.25"	24.8	18	1/2	12.0	115	5-15P	545	110	\$15,502
UC4472N-24M	three doors	72"	31.5"	34.25"	24.8	24	1/2	12.0	115	5-15P	461	110	\$11,022
UCD4472N-24M	six drawers	72"	31.5"	34.25"	24.8	24	1/2	12.0	115	5-15P	545	110	\$15,727
UC4472N-30M	three doors	72"	31.5"	34.25"	24.8	30	1/2	12.0	115	5-15P	461	110	\$11,251
UCD4472N-30M	six drawers	72"	31.5"	34.25"	24.8	30	1/2	12.0	115	5-15P	545	110	\$15,965

UC4400NM Series accessories and modifications can be found on page 46.

18600PTBM - STANDARD PIZZA AND PREP STATIONS

18600PTL - LIQUITEC® COOLED PREP TABLES

18600PDL - DUAL RAIL PREP TABLES

CTP-NB - COUNTERTOP PREP RAILS

Product Information

PTBM, PDL & PTL SERIES ONLY

- Top and sides are constructed of stainless steel
- Back of unit is galvanized
- Pans and adapter bars by others
- High density environmentally friendly, Kyoto Protocol Compliant, Non ODP (Ozone Depletion Potential), Non GWP (Global Warming Potential) polyurethane foam throughout unit
- Stainless steel removable hinged covers
- Unit on/off switch is located behind the louver
- Front louvered panel has 1.50" hole for rail on/off switch access
- Protective rubber bumpers are affixed to the back of the unit
- 8' long electrical cord
- Environmentally friendly HFC-404A refrigerant

PTBM SERIES ONLY

- Mechanically cooled
- Pans are recessed 2"
- NSF7 certified
- Die-stamped openings to accommodate 12" x 20" hotel pans or fractional pans
- Three year parts and labor warranty and an additional 2 year compressor parts warranty.

PTL SERIES ONLY

- LiquiTec® cooled flush mount rail with NSF7 certified performance
- Pans are flush mounted
- Standard Polyethylene cutting board
- One year parts and labor standard warranty.

CTP-NB SERIES ONLY

- HFC-134A refrigerant is used
- 18-gauge exterior
- Mechanically cooled
- Pans are recessed 3"
- NSF7 certified
- One year parts and 90 day labor standard warranty. Additional warranties available, see below

PDL ONLY:

- 4.12" casters
- 34" standard work height
- Stainless steel finished ends
- LiquiTec® cooled flush mount rail with NSF7 certified performance
- Pans are flush mounted
- 17" wide polyethylene cutting board
- Five year compressor warranty
- One year parts and labor standard warranty. Additional warranties available, see below



18660PTBM



CTP8146NB



18672PDL

PREP TABLES

Specifications and Prices

MODEL NUMBER	1/3 PAN CAP.	OVERALL L	OVERALL D	OVERALL H	STOR CU. FT.	# OF DOORS	H.P.	AMP	VOLTS	NEMA PLUG	SHIP WEIGHT	FREIGHT CLASS	LIST PRICE
--------------	--------------	-----------	-----------	-----------	--------------	------------	------	-----	-------	-----------	-------------	---------------	------------

MECHANICALLY COOLED REFRIGERATED PIZZA & SANDWICH TABLES

Remote units available — See accessory pricing.

Self-Contained

18648PTBM	6	48"	31.5"	42"	8.39	1	1/4	10.0	115	5-15P	520	110	\$12,798
18660PTBM	7	60"	31.5"	42"	14.37	2	1/3	12.0	115	5-15P	580	110	\$13,545
18672PTBM	9	72"	31.5"	42"	16.77	2	1/2	14.0	115	5-20P	635	110	\$14,639
18691PTBM	11	91"	31.5"	42"	22.82	3	1/2	14.0	115	5-20P	770	110	\$17,610
18699PTBM	12	99"	31.5"	42"	25.87	3	1/2	14.0	115	5-20P	805	110	\$18,274
186114PTBM	14	114"	31.5"	42"	30.9	3	3/4	16.0	115	5-20P	927	110	\$22,028

MODEL NUMBER	OVERALL L	OVERALL D	OVERALL H	1/3 PAN CAPACITY	STOR CU. FT.	# OF DOORS	H.P.	AMP	VOLTS	NEMA PLUG	SHIP WEIGHT	FREIGHT CLASS	LIST PRICE
--------------	-----------	-----------	-----------	------------------	--------------	------------	------	-----	-------	-----------	-------------	---------------	------------

LIQUITEC COOLED PREP TABLES

Self-Contained

18648PTL	48"	31.5"	42"	6	8.39	1	1/4	10	115	5-15P	520	110	\$16,607
18672PTL	72"	31.5"	42"	9	16.77	2	1/2	14	115	5-20P	635	110	\$19,997
18699PTL	99"	31.5"	42"	12	25.87	3	1/2	14	115	5-20P	805	110	\$24,130

MODEL NUMBER	OVERALL L	OVERALL D	OVERALL H	H.P.	AMPS	NEMA PLUG	SHIPWEIGHT	LIST PRICE
--------------	-----------	-----------	-----------	------	------	-----------	------------	------------

Dual Rail LiquiTec Prep Tables

18648PDL	48" (122cm)	31.50" (80cm)	53.7" (136cm)	1/5, 1/3	10.0	5-20P	691	\$19,183
18672PDL	72" (183cm)	31.50" (80cm)	53.7" (136cm)	1/5, 1/2	12.7	5-20P	875	\$22,338

MODEL NUMBER	OVERALL L	OVERALL D	OVERALL H	1/3 PAN CAPACITY	ADAPTER BARS	H.P.	AMP	VOLTS	NEMA PLUG	SHIP WEIGHT	FREIGHT CLASS	LIST PRICE
--------------	-----------	-----------	-----------	------------------	--------------	------	-----	-------	-----------	-------------	---------------	------------

COUNTERTOP REFRIGERATED PREP RAILS

Self-Contained

CTP 8146-NB	46"	17.03"	12.55"	4	5	1/5	4.0	115	5-15P	121	110	\$7,568
CTP 8160-NB	60"	17.03"	12.55"	6	7	1/5	4.0	115	5-15P	158	110	\$8,115

18600PTBM, 18600PTL, 18600PDL AND CTP/NB Series accessories and modifications can be found on page 47.

Additional Warranties	
Net Pricing	
One year parts and labor contract-----	\$305
Two year parts and labor contract -----	\$571
Five year compressor warranty	
1/5 H.P. -----	\$118
1/4 H.P. -----	\$118
1/3 H.P. -----	\$139
1/2 H.P. -----	\$152
3/4 H.P. -----	\$158

PREP TABLE ACCESSORIES/OPTIONS

4400N SERIES - MEGA & SALAD TOP

Electrical (transformers shipped loose, not installed at factory)

420021 230 volt, 50 cycle electrical system	\$449
A5000-B88-0032 220/60/1 Voltage package	\$1,457
Composite cutting board 1/2" thick in lieu of polyethylene cutting board	
27"	\$221
32"	\$261
48"	\$399
60"	\$494
64"	\$512
72"	\$601

Plastic laminate front (specify color on original order)

A130147827 27"	\$368
A130147832 32"	\$396
A130147848 48"	\$525
A130147860 60"	\$620
A130147864 64"	\$646
A130147872 72"	\$726

Plastic laminate back (specify color on original order)

A130147827B 27"	\$368
A130147832B 32"	\$396
A130147848B 48"	\$525
A130147860B 60"	\$620
A130147864B 64"	\$646
A130147872B 72"	\$726

Stainless steel back

A000-B4V-003N 27"	\$590
A000-B4V-003P 32"	\$646
A000-B4V-003R 48"	\$858
A000-B4V-003T 60"	\$1,082
A000-B4V-003U 64"	\$1,138
A000-B4V-003W 72"	\$1,245

Shelves

AS3978273 Additional shelf (48", 72")	\$87
AS3978274 Additional shelf (27")	\$87
AS3978275 Additional shelf (60")	\$87
AS3978276 Additional shelf (32", 64")	\$87

0420104 Door lock original order only; (not available on glass doors)

not field-installable; per section ----- \$320

Remote configuration (condensing unit by others) ----- Deduct \$557

4400EX THERM Exterior thermometer (door models only) ----- \$544

4400L IGH T Interior incandescent light ----- \$815

(Available on all stainless steel door models. Only available on 27" & 32" glass door models)

Tray slides

Unit ready for field mounting of tray slides by others
(requires stainless steel back option also) ----- \$427

4400L A M E N D (per side) ----- \$402

3 rail tray slide supplied by Delfield with unit ready for field installation
(requires stainless steel back option also)

27"	\$1,561
32"	\$1,615
48" (AS000-BFZ-0045)	\$1,755
60" (AS000-BFZ-0046)	\$1,831
64" (AS000-BFZ-0047)	\$2,484
72" (AS000-BFZ-0048)	\$2,640

Solid V tray slide supplied by Delfield with unit ready for field installation
(requires stainless steel back option also)

27"	\$1,305
32"	\$1,399
48" (AS000-BFZ-0049)	\$1,631
60" (AS000-BFZ-004A)	\$1,755
64" (AS000-BFZ-004E)	\$2,175
72" (AS000-BFZ-004F)	\$2,213

Drawers in place of doors per section

A000-B4Y-003M Set of two 24" ----- Add \$1,925 per door

A000-B4Y-003J Set of two 30" ----- Add \$1,925 per door

A000-B4Y-003H Set of two 32" ----- Add \$1,925 per door

Cutting board on rear in addition to front - 1/2" thick

(Requires stainless steel back option and flat lift off covers)

Size	Polyethylene	Composite
27"	\$326	\$544
32"	\$435	\$698
48"	\$604	\$1,099
60"	\$716	\$1,213
64"	\$715	\$1,305
72"	\$790	\$1,446

Pan covers

Flat lift off ----- \$0

Hinged flat (Salad top units only) ----- \$0

Hinged flat slide back

(Mega top units only, per pan opening)	4432PANHS 32"	\$191
	4448PANHS 48"	\$237
	4460PANHS 60"	\$271
	4464PANHS 64"	\$310
	4472PANHS 72"	\$348

Stainless steel overshelves

Single tier - Not available on 4427N-8 & 4427N-12M

27"	\$395
32"	\$428
48"	\$623
60"	\$732
64"	\$815
72"	\$901

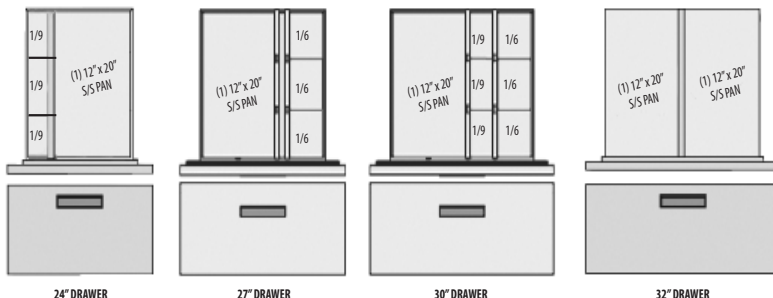
Double tier - Not available on 4427N-8 & 4427N-12M

27"	\$792
32"	\$858
48"	\$1,245
60"	\$1,464
64"	\$1,632
72"	\$1,802

Non-standard pan cutout locations ----- Add \$622

(see accessory sheet for possible locations)

Drawer configurations for 4400N series only.



24" DRAWER

27" DRAWER

30" DRAWER

32" DRAWER

PTBM AND PTL MODELS

Stainless steel back (per linear foot) -----	\$287
ECPB48 Partial stainless steel back for 18648PTB (Rail only) -----	\$192
ECPB60 Partial stainless steel back for 18660PTB (Rail only) -----	\$206
ECPB72 Partial stainless steel back for 18672PTB (Rail only) -----	\$221
ECPB91 Partial stainless steel back for 18691PTB (Rail only) -----	\$244
ECPB99 Partial stainless steel back for 18699PTB (Rail only) -----	\$254
ECPB114 Partial stainless steel back for 186114PTB (Rail only) -----	\$272
Laminate facing for units; per linear foot -----	\$139
(Laminate facing for rear of units requires stainless steel back)	
Cheese grates with removable catch pans (per linear foot) -----	\$554
Door/Drawer locks -----	\$366/lock
Composite cutting board (20" wide x 1/2" thick)	
48" -----	\$1,023
60" -----	\$1,199
72" -----	\$1,449
91" -----	\$1,785
99" -----	\$2,048
114" -----	\$2,349
Polyethylene cutting board (20" wide x 1/2" thick) Standard on PTL & PDL	
48" - 0422039M -----	\$512
60" - 0422040M -----	\$598
72" - 0422041M -----	\$723
91" - 0422042M -----	\$882
99" - 0420128M -----	\$1,024
114" - 0420249M -----	\$1,176
18" wide single tier overself	
48" -----	\$974
60" -----	\$1,222
72" -----	\$1,465
91" -----	\$1,857
99" -----	\$2,019
114" -----	\$2,334
Drawers 19", 2 high, hold one 12" x 20" x 6" deep pan	
per drawer (pans supplied by others) -----	\$2,548
Drawers 19", 3 high, hold one 12" x 20" x 4" deep pan	
per drawer (pans supplied by others) -----	\$3,288
Drawers 27", 2 high, hold two 12" x 20" x 6" deep pans	
per drawer (pans supplied by others) -----	\$2,785
Drawers 27", 3 high, hold two 12" x 20" x 4" deep pans	
per drawer (pans supplied by others) -----	\$3,422
Drawers 32", 2 high, hold two 12" x 20" x 6" deep pans	
per drawer (pans supplied by others) -----	\$2,695
Drawers 32", 3 high, hold two 12" x 20" x 4" deep pans	
per drawer (pans supplied by others) -----	\$3,422
Remote refrigeration Overall unit length remains the same.	
Delete 1/4, 1/3 and 1/2 horsepower system -----	CREDIT \$669
Delete 3/4 horsepower system -----	CREDIT \$669
TR9B tray rack - 24" size door or larger only	
(Base support style for 18" x 26" trays; 2" centers;) -----	\$356
Electrical-	
230 volt, 50 cycle electrical system	
(allow approximately 4 weeks lead time) -----	\$475
220/60/1 voltage package	
(transformers shipped loose, not installed at factory) -----	\$1,328

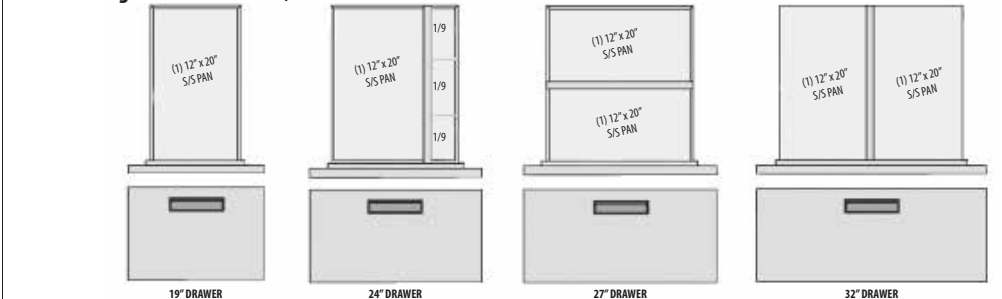
CTP-NB MODELS

Laminate facing for CTP models	
46" -----	\$447
60" -----	\$528
Electrical	
230 volt, 50 cycle electrical system	
(allow approx. 4 weeks lead time) -----	\$475

PDL MODELS

Stainless steel back	
-48" -----	\$1,141
-72" -----	\$1,712
Tray racks -----	\$356/door
Composite cutting board in lieu of standard	
-48" -----	\$693
-72" -----	\$1,040
1027A - 6" (15cm) casters, set of 4, w/brake -----	\$722
1027B - 6" (15cm) legs, set of 4 -----	\$483
Cheese grates with removable catch pans -----	\$554/ft
27" wide refrigerated drawers (2) high,	
holds 6" deep pans -----	\$2,785/section
Door/Drawer locks -----	\$366/lock
220V/50 cycle electrical system -----	\$475
Additional Shelves -----	\$200/ea
Remote refrigeration (overall unit length remains the same)	
18648PDL -----	CREDIT \$1,154
18672PDL -----	CREDIT \$1,465

Drawer configurations for PTBM, PDL and PTL series.



F26/F27 Series

Standard Low Profile Freezer Base
Equipment Stands

F28/F29 Series

Low Profile Refrigerated Base
Equipment Stands



F28/F29 SERIES - REFRIGERATOR BASE EQUIPMENT STANDS

F26/F27 SERIES - FREEZER BASE EQUIPMENT STANDS

Product Information

- Top is 18-gauge stainless steel, with integral full perimeter marine edge
- Standard stainless steel ends
- High density polyurethane foam insulation throughout unit
- Refrigerated/freezer base fronts are made of .095" thick ABS plastic backed by rigid polyurethane water blown injection molded frames (NO WOOD)
- Exterior drawer fronts are stainless steel with an Delrite ABS plastic liner
- Snap-in dart style vinyl magnetic gasket
- Drawer handles are recessed black plastic held in with a positive lock system
- 14-gauge leg rails run the entire length of the unit
- Self-contained refrigerators come standard on 300 pound casters with optional 6.12" adjustable full stainless steel legs and bullet feet
- Remote units are standard on legs
- 8' cord and plug supplied
- Base interior cabinet is cooled with mullion style coated blower coil(s) mounted between each door/drawer section for even air and temperature control
- Blower coil enclose refrigeration lines, evaporator coil, expansion valve and fans
- Interior refrigerated base cabinet section to maintain 36° to 40° meeting NSF7 requirements
- Digital thermometer
- Electric condensate evaporators are standard
- Optional 220V-50 cycle available
- Wall-mounted bracket to prevent tipping
- Full Extension Plus Drawer system is a complete drawer system. Drawer system is sized to hold 12" x 20" x 4" deep hotel pans (by others). The drawer system is all stainless steel construction for maximum durability
- F26/2700 base cabinet will maintain 0° to -5° temperatures at 100° ambient room temperature meeting NSF7 requirements
- When ordering, specify make, model and depth of cooking equipment sitting on the equipment stand
- Height of surface for setting equipment is 25.50"
- Self-contained freezers are standard with a defrost timer
- Environmentally friendly HFC-404A refrigerant
- Three year parts and labor warranty and an additional 2 year compressor parts warranty.



F2980
Shown with optional legs



FULL EXTENSION PLUS DRAWER SYSTEM!

10-year Warranty on Delfield's Full Extension Plus Drawer System Track!



Specifications and Prices

MODEL NUMBER	OVERALL			# OF DRAWERS	PAN CAP.	H.P.	AMP	VOLTS	NEMA PLUG	SHIP WEIGHT	FREIGHT CLASS	LIST PRICE
	L	D	H									
LOW-PROFILE REFRIGERATED BASE EQUIPMENT STANDS												
Self-Contained NOTE: Remove the "C" on the model number when ordering with legs. (Example - F2952).												
F2936C	36.25"	31"	26"	(2) 27"	3	1/5	3.8	115	5-15P	374	110	\$11,085
F2952C	52.25"	31"	26"	(2) 32"	4	1/5	8.0	115	5-15P	398	110	\$16,264
F2956C	56.25"	31"	26"	(2) 32"	4	1/5	8.0	115	5-15P	405	110	\$16,327
F2962C	62.25"	31"	26"	(2) 27" (2) 19"	6	1/5	8.0	115	5-15P	479	110	\$18,902
F2975C	75.25"	31"	26"	(2) 32" (2) 27"	8	1/4	10.0	115	5-15P	540	110	\$19,538
F2980C	80.25"	31"	26"	(4) 32"	8	1/4	10.0	115	5-15P	578	110	\$19,915
F2987C	87.25"	31"	26"	(4) 27" (2) 19"	10	1/4	10.0	115	5-15P	672	110	\$22,914
F2999C	99.25"	31"	26"	(6) 27"	12	1/4	10.0	115	5-15P	691	110	\$23,253
F29110C	110.25"	31"	26"	(6) 32"	12	1/4	10.0	115	5-15P	766	110	\$23,532
Remote												
F2852	52.25"	31"	26"	(2) 19" (2) 27"	4	N/A	3.0	115	N/A	278	110	\$13,716
F2856	56.25"	31"	26"	(2) 32"	4	N/A	3.0	115	N/A	299	110	\$13,775
F2862	62.25"	31"	26"	(2) 27" (2) 19"	6	N/A	3.0	115	N/A	331	110	\$16,353
F2875	75.25"	31"	26"	(2) 32" (2) 27"	8	N/A	3.0	115	N/A	401	110	\$16,792
F2880	80.25"	31"	26"	(4) 32"	8	N/A	3.0	115	N/A	428	110	\$17,169
F2887	87.25"	31"	26"	(4) 27" (2) 19"	10	N/A	6.0	115	N/A	466	110	\$20,479
F2899	99.25"	31"	26"	(6) 27"	12	N/A	6.0	115	N/A	530	110	\$20,811
F28110	110.25"	31"	26"	(6) 32"	12	N/A	6.0	115	N/A	588	110	\$21,091
LOW-PROFILE FREEZER BASE EQUIPMENT STANDS												
Self-contained												
F2660	60.25"	31"	26"	(2) 32"	4	1/2	11.0	115	5-15P	418	110	\$20,198
F2694	94.25"	31"	26"	(4) 32"	8	3/4	16.0	115	5-20P	505	110	\$24,467
Remote												
F2748	48.25"	31"	26"	(2) 32"	4	N/A	10.0	115	N/A	295	110	\$17,541
F2776	76.25"	31"	26"	(4) 32"	8	N/A	15.0	115	N/A	375	110	\$21,419

F26, 27, 28, 29 Series accessories and modifications can be found on page 50.

EQUIPMENT STAND ACCESSORIES

F26, F27, F28, F29 SERIES

505H	Stainless steel back -----	per linear inch \$228
108	Drawer locks (factory installed only; each) -----	\$366
122K	230 volt, 50 cycle electrical system -----	\$1,032
414	Mechanical housing left side -----	\$374

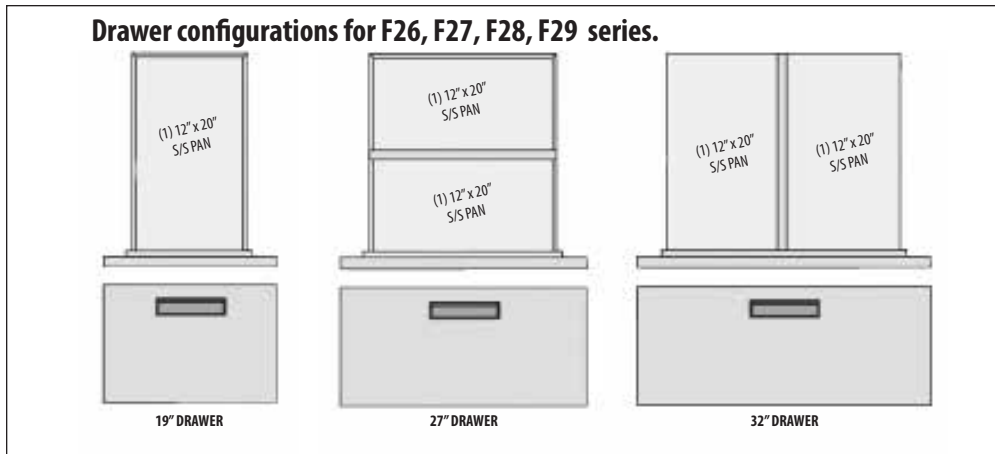
F26 Series only

To add 6" casters for self-contained low-profile equipment stand
add "-C" suffix to model number

1027A	Set of 4 casters (F26 Series) -----	\$722
1027C	Set of 6 casters (F26 Series) -----	\$1,087
1027H	4" casters in lieu of 6" (F29 Series) -----	\$237

Doors in lieu of drawers except 32"

104A	19" door, low profile -----	\$631
104C	27" door, low profile -----	\$668
906E	Plastic laminate end -----	\$587
505A	Plastic laminate back -----	per linear inch \$276
505F	Plastic laminate front -----	per linear inch \$168

Drawer configurations for F26, F27, F28, F29 series.

EHEI

Hot Food Tables



E-Chef® Hot Food Tables

EHEI-E-CHEF HOT FOOD TABLE



EHEI36C

Product Information

- Stainless steel top and sides
- Individual wells with infinite controls
- 8" polyethylene cutting board
- Drains, manifold and common gate valve
- Stainless steel plate shelf
- Stainless steel bottom shelf with 3" riser at rear
- Models on casters (C) standard with cord and plug
- Models on legs (L) must be hard wired in field
- One year parts and labor warranty

Specifications and Prices

MODEL	L	D	H	# OF WELLS	VOLTS	AMPS	NEMA PLUG	SHIP WEIGHT	FREIGHT CLASS	LIST PRICE
EHEI36L	36"	31.5"	36"	2	120	20.0	N/A	250	100	\$4,409
EHEI48L	48"	31.5"	36"	3	208/230	15.0/16.0	N/A	280	100	\$5,573
EHEI60L	60"	31.5"	36"	4	208/230	20.0/22.0	N/A	310	100	\$6,708
EHEI74L	74"	31.5"	36"	5	208/230	24.0/27.0	N/A	350	100	\$7,976
EHEI36C	36"	31.5"	36"	2	120	20.0	5-30P	250	100	\$4,629
EHEI48C	48"	31.5"	36"	3	208/230	15.0/16.0	6-20P	280	100	\$5,742
EHEI60C	60"	31.5"	36"	4	208/230	20.0/22.0	6-30P	310	100	\$6,965
EHEI74C	74"	31.5"	36"	5	208/230	24.0/27.0	6-50P	350	100	\$8,190

Accessories

ECSB36 - Chef side stainless steel back 36"	\$356
ECSB48 - Chef side stainless steel back 48"	\$453
ECSB60 - Chef side stainless steel back 60"	\$551
ECSB74 - Chef side stainless steel back 74"	\$663
Fill faucet	\$307
208V/60C or 230V/50C electrical (EHEI36L & EHEI36C only)	\$324
Cord and Plug (units on legs only)	\$665
Composite 8" deep cutting boards in lieu of standard polyethylene	
36"	\$287
48"	\$384
60"	\$480
74"	\$591

Additional Warranties Net Pricing

Two year parts and labor
contract -----\$571

DMER Series

Merchandisers

ASM Series

Drop-In Air Screen Merchandisers

F5 Series

Drop-In Display Cases

F15 Series

Servview Display Cases



DMER SERIES - GLASS DOOR MERCHANDISER



DMER7-G



DMER67-SLG

Product Information

- Blue top header sign standard
- Forced air evaporator for quick temperature pull down
- Attractive PVC frame
- Unit sits upon adjustable levelers
- Double paned Low-e glass door
- Heavy duty shelves (see spec for quantity)
- Built in door handle
- Robust body with 2-1/4" thick walls, injected with CFC-free polyurethane
- Exterior cabinet made of galvanized, prepainted steel, with baked polyester paint
- Listed to NSF-7 for the storage and/or display of packaged or bottled product
- Heavy duty condensing unit for R134a, located in front for easy-access maintenance
- Forced-air condenser made of copper and aluminum, resistant to rust and saline environments
- Reinforced 16-gauge steel base
- One year parts and labor warranty and an additional four year compressor

Specifications and Prices

MODEL NUMBER	L	D	H	STOR. CU. FT.	H.P	V/HZ/PH	AMPS	NEMA PLUG	SHIP WEIGHT	LIST PRICE
COUNTER TOP HINGED GLASS DOOR MERCHANDISER										
DMER3-G	19"	16.1"	34.3"	3	1/8	115/60/1	3.0	5-15P	119LBS	\$2,507
DMER7-G	21.3"	23"	37.8"	7	1/8	115/60/1	3.7	5-15P	151LBS	\$2,963
HINGED GLASS DOOR MERCHANDISER										
DMER12-G	25.6"	20.6"	62"	12	1/4	115/60/1	3.8	5-15P	215 LBS	\$3,827
DMER17-G	30"	23.8"	74"	17	1/4	115/60/1	3.6	5-15P	267 LBS	\$4,496
DMER26-G	30"	27.5"	78"	26	1/3	115/60/1	6.7	5-15P	310 LBS	\$5,385
HINGED GLASS DOOR MERCHANDISER										
DMER49-G	60"	27.5"	78"	49	1/2	115/60/1	11.5	5-15P	577 LBS	\$9,185
HINGED GLASS DOOR MERCHANDISER										
DMER65-G	78"	27.5"	78"	65	3/4	115/60/1	14.0	5-20P	720 LBS	\$11,020
SLIDING GLASS DOOR MERCHANDISER										
DMER33-SLG	39.5"	29.5"	78.3"	33	1/3	115/60/1	7.3	5-15P	425 LBS	\$8,075
DMER45-SLG	51"	29.5"	78.3"	45	1/2	115/60/1	10.7	5-15P	443 LBS	\$9,402
SLIDING GLASS DOOR MERCHANDISER										
DMER67-SLG	73.2"	29.5"	78.3"	67	3/4	115/60/1	16.0	5-20P	661 LBS	\$11,548

DMER Series accessories and modifications can be found on page 58.

DISPLAY CASES

Additional Warranties

Net Pricing

Two year parts and labor contract -----\$571

ASM SERIES - DROP-IN REFRIGERATED AIR SCREEN MERCHANDISER

Product Information

- All glass display area and top slim line fluorescent lighting showcases product
- Bottom shelf is a recessed pan, perfect for bottles or taller items
- Three 1" adjustable glass shelves with fluorescent lights standard
- Slide out condensing unit allows for easy serviceability
- R404A refrigerant
- Shelves can be positioned three ways: completely flat, slanted and full tilt
- Drain requires hard plumbing (unless condensate evaporator option is selected)
- Sliding rear doors make replenishment and loading easy
- Meets NSF7 Type 2 requirements which maintains 33°F to 41°F temperature in 80°F environment with 55% relative humidity
- Standard with two louvers, shipped loose, for proper airflow in base
- One year parts and labor standard warranty



ASM-48 shown with optional Shelley base

Specifications and Prices

MODEL NUMBER	L	D	H	CUTOUT DIMENSION	H.P	V/HZ/PH	AMPS	NEMA PLUG	SHIP WEIGHT	LIST PRICE
Drop-In Air Screen Merchandiser										
ASM-36	36.25"	26"	63.48"	35.00" x 25.38"	1/2	115V/60Hz/1Ph	10.8	5-15P	350lbs.	\$27,948
ASM-48	48.25"	26"	63.48"	47.00" x 25.38"	3/4	115V/60Hz/1Ph	12.8	5-20P	457lbs.	\$29,565
ASM-60	60.25"	26"	66.48"	59.00" x 25.38"	1	115/208-230V/60Hz/1Ph	12.8	14-20P	593lbs.	\$32,254

ASM Series accessories and modifications can be found on page 58.

DISPLAY CASES

Additional Warranties

Net Pricing	
One year parts and labor contract-----	\$305
Two year parts and labor contract -----	\$571
Five year compressor warranty	
1/2 H.P. -----	\$152
3/4 H.P. -----	\$158
1 H.P.-----	\$170

F5 SERIES - DROP IN REFRIGERATED DISPLAY CASES

DISPLAY CASES



F5MC72D

Product Information

- Display exterior sides are made of 18-gauge stainless steel
- ABS plastic interior sides with molded shelf supports
- (4) adjustable epoxy coated wire shelves
- On/off switch for the display section light(s)
- Top mount coil with multiple fans circulating the air throughout the cabinet
- Display section runs off a thermostat
- ABS plastic drip pan is placed below the coil with a clear drain hose for running the condensation to the lower base mechanical section
- Sliding and removable self-closing .50" thick argon filled, low-E, warm edge insert, thermopane glass doors with left and right vertical gasket
- High density polyurethane foam throughout unit
- Optional 220V-50 cycle
- "M" units have a single service display section with mirrored back. "S" units have a single service display section with a see-through back. "P" units have Pass-through display section with glass doors on both sides
- Environmentally friendly HFC-404A refrigerant
- One year parts and 90 day labor standard warranty. Additional warranties available, see below

Specifications and Prices

MODEL NUMBER	OVERALL			CAP. CU. FT.	SHLV. SQ. FT.	# OF SHLV.	H.P.	AMP	VOLTS	NEMA PLUG	SHIP WEIGHT	FREIGHT CLASS	LIST PRICE
	L	D	H										
24" DEEP SELF-CONTAINED DROP-IN REFRIGERATED DISPLAY CASE													
F5MC48N	48"	24"	57.5"	14.3	18.8	4	1/2	12.0	115	5-15P	415	110	\$17,295
F5SC48N	48"	24"	57.5"	14.3	20.8	4	1/2	12.0	115	5-15P	433	110	\$17,846
F5PC48N	48"	24"	57.5"	14.3	20.8	4	1/2	12.0	115	5-15P	530	110	\$17,846
F5MC72N	72"	24"	57.5"	22.2	29.2	4	3/4	16.0	115	5-20P	560	110	\$20,575
F5SC72N	72"	24"	57.5"	22.2	32.8	4	3/4	16.0	115	5-20P	595	110	\$21,686
F5PC72N	72"	24"	57.5"	22.2	32.8	4	3/4	16.0	115	5-20P	578	110	\$21,686
†Includes compressor housing													
24" DEEP REMOTE DROP-IN REFRIGERATED DISPLAY CASES													
F5MR48N	48"	24"	42"	14.3	18.8	4	N/A	4.0	115	N/A	390	100	\$15,339
F5SR48N	48"	24"	42"	14.3	20.8	4	N/A	4.0	115	N/A	408	100	\$15,901
F5PR48N	48"	24"	42"	14.3	20.8	4	N/A	4.0	115	N/A	398	100	\$15,901
F5MR72N	72"	24"	42"	22.2	29.2	4	N/A	4.0	115	N/A	535	110	\$18,622
F5SR72N	72"	24"	42"	22.2	32.8	4	N/A	4.0	115	N/A	570	110	\$19,743
F5PR72N	72"	24"	42"	22.2	32.8	4	N/A	4.0	115	N/A	553	110	\$19,742
30" DEEP SELF-CONTAINED DROP-IN REFRIGERATED DISPLAY CASES													
F5MC48D	48"	30"	57.5"	19.0	26.0	4	1/2	12.0	115	5-15P	590	110	\$19,557
F5SC48D	48"	30"	57.5"	19.0	28.2	4	1/2	12.0	115	5-15P	640	110	\$19,675
F5PC48D	48"	30"	57.5"	19.0	28.2	4	1/2	12.0	115	5-15P	609	110	\$19,675
F5MC72D	72"	30"	57.5"	29.4	40.5	4	3/4	16.0	115	5-20P	790	110	\$22,543
F5SC72D	72"	30"	57.5"	29.4	44.0	4	3/4	16.0	115	5-20P	818	110	\$23,649
F5PC72D	72"	30"	57.5"	29.4	44.0	4	3/4	16.0	115	5-20P	815	110	\$23,649
†Includes compressor housing													
30" DEEP REMOTE DROP-IN REFRIGERATED DISPLAY CASES													
F5MR48D	48"	30"	42"	19.0	26.0	4	N/A	4.0	115	N/A	485	110	\$16,930
F5SR48D	48"	30"	42"	19.0	28.2	4	N/A	4.0	115	N/A	540	110	\$17,485
F5PR48D	48"	30"	42"	19.0	28.2	4	N/A	4.0	115	N/A	497	110	\$17,485
F5MR72D	72"	30"	42"	29.4	40.5	4	N/A	4.0	115	N/A	644	110	\$20,037
F5SR72D	72"	30"	42"	29.4	44.0	4	N/A	4.0	115	N/A	680	110	\$21,131
F5PR72D	72"	30"	42"	29.4	44.0	4	N/A	4.0	115	N/A	652	110	\$21,131

F5 Series accessories and modifications can be found on page 58.

Additional Warranties

Net Pricing

One year parts and labor contract-----\$305

Two year parts and labor contract -----\$571

Five year compressor warranty
 1/2 H.P. -----\$152
 3/4 H.P. -----\$158

F15 SERIES - REFRIGERATED DISPLAY CASE WITH STORAGE

Product Information

DISPLAY CASE

- Display exterior sides are made of 18-gauge stainless steel
- ABS plastic interior sides with molded shelf supports
- (4) adjustable epoxy coated wire shelves
- On/off switch for the display section light(s)
- Top mount coil with multiple fans circulating the air throughout the cabinet
- Display section run off a thermostat
- ABS plastic drip pan is placed below the coil with a clear drain hose for running the condensation to the lower base mechanical section
- Sliding and removable self-closing .50" thick argon filled, low-E, warm edge insert, thermopane glass doors with left and right vertical gasket

BASE

- Standard heavy duty units have unfinished base ends, for finished end options, see page 56
- Base top is constructed of 16-gauge stainless steel
- High density polyurethane foam throughout unit
- Refrigerated base fronts are made of .095" thick ABS plastic backed by rigid polyurethane water blown injection molded frames (NOWOOD)
- Epoxy coated shelf for each door
- Exterior door fronts are stainless steel with ABS plastic liner

- Snap-in dart style vinyl magnetic gasket
- Door handles are recessed black plastic and held in with a positive lock system
- 14-gauge leg rails that run the entire length of the unit
- 6.12" adjustable full stainless steel legs and bullet feet
- Base interior cabinet is cooled with mullion style coated blower coil(s) mounted between each door/drawer section for even air and temperature control
- Blower coil encloses refrigeration lines, evaporator coil, expansion valve, thermostat and fans
- Interior refrigerated base cabinet and display section to maintain 36° to 41° meeting NSF requirements
- Optional 220V-50 cycle
- "M" units have a single service display section with mirrored back. "S" units have a single service display section with a see-through back. "P" units have Pass-through display section with glass doors on both sides
- Environmentally friendly HFC-404A refrigerant
- One year parts and 90 day labor standard warranty. Additional warranties available, see below



F15MC48N
Shown with optional finished ends

Specifications and Prices

MODEL NUMBER	OVERALL L	OVERALL D	OVERALL H	UPPER CU. FT.	SHLV. SQ. FT.	BASE CU. FT.	H.P.	AMP	VOLTS	NEMA PLUG	SHIP WEIGHT	FREIGHT CLASS	LIST PRICE
30" DEEP UPPER DISPLAY SECTION													
Self-contained													
F15MC48D	48"	31.5"	78"	19.0	26.0	8.7	3/4	16.0	115	5-20P	759	110	\$26,900
F15SC48D	48"	33.38"	78"	19.0	28.2	8.7	3/4	16.0	115	5-20P	786	110	\$30,297
F15PC48D	48"	33.38"	78"	19.0	28.2	8.7	3/4	16.0	115	5-20P	807	110	\$30,601
F15MC72D	72"	31.5"	78"	29.4	40.5	15.4	3/4	16.0	115	5-20P	1110	110	\$31,804
F15SC72D	72"	33.38"	78"	29.4	44.0	15.4	3/4	16.0	115	5-20P	1140	110	\$35,863
F15PC72D	72"	33.38"	78"	29.4	44.0	15.4	3/4	16.0	115	5-20P	1159	110	\$36,165
Remote													
F15MR48D	48"	31.5"	78"	19.0	26.0	12.2	N/A	4.0	115	N/A	708	110	\$23,961
F15SR48D	48"	33.38"	78"	19.0	28.2	12.2	N/A	4.0	115	N/A	728	110	\$25,611
F15PR48D	48"	33.38"	78"	19.0	28.2	12.2	N/A	4.0	115	N/A	749	110	\$25,914
F15MR72D	72"	31.5"	78"	29.4	40.5	19.4	N/A	4.0	115	N/A	961	110	\$27,729
F15SR72D	72"	33.38"	78"	29.4	44.0	19.4	N/A	4.0	115	N/A	986	110	\$31,640
F15PR72D	72"	33.38"	78"	29.4	44.0	19.4	N/A	4.0	115	N/A	980	110	\$31,945
24" DEEP UPPER DISPLAY SECTION													
Self-contained													
F15MC48N	48"	31.5"	78"	14.3	18.8	8.7	3/4	16.0	115	5-20P	748	110	\$25,165
F15SC48N	48"	33.38"	78"	14.3	20.8	8.7	3/4	16.0	115	5-20P	745	110	\$28,480
F15PC48N	48"	33.38"	78"	14.3	20.8	8.7	3/4	16.0	115	5-20P	787	110	\$28,781
F15MC72N	72"	31.5"	78"	22.2	29.2	15.4	3/4	16.0	115	5-20P	1080	110	\$29,981
F15SC72N	72"	33.38"	78"	22.2	32.8	15.4	3/4	16.0	115	5-20P	1108	110	\$34,042
F15PC72N	72"	33.38"	78"	22.2	32.8	15.4	3/4	16.0	115	5-20P	1129	110	\$34,346
Remote													
F15MR48N	48"	31.5"	78"	14.3	18.8	12.2	N/A	4.0	115	N/A	668	110	\$22,525
F15SR48N	48"	33.38"	78"	14.3	20.8	12.2	N/A	4.0	115	N/A	706	110	\$24,185
F15PR48N	48"	33.38"	78"	14.3	20.8	12.2	N/A	4.0	115	N/A	727	110	\$25,312
F15MR72N	72"	31.5"	78"	22.2	29.2	19.4	N/A	4.0	115	N/A	931	110	\$26,309
F15SR72N	72"	33.38"	78"	22.2	32.8	19.4	N/A	4.0	115	N/A	954	110	\$30,203
F15PR72N	72"	33.38"	78"	22.2	32.8	19.4	N/A	4.0	115	N/A	980	110	\$30,506

F15 Series accessories and modifications can be found on page 58.

Additional Warranties	
Net Pricing	
One year parts and labor contract-----	\$305
Two year parts and labor contract -----	\$571
Five year compressor warranty 3/4 H.P. -----	\$158

DISPLAY CASE ACCESSORIES

F5 SERIES

122K	230 volt, 50 cycle electrical system	\$1,032
307A	Extra 48" shelf (48" long units only; each)	\$277
307B	Extra 72" shelf (72" long units only; each)	\$349
303A	Mirrored interior on pass-through doors (48")	\$1,123
303B	Mirrored interior on pass-through doors (72")	\$1,349
301	Hinged doors in lieu of sliding doors	Contact Factory

F15 SERIES

307A	Extra 48" shelf (48" long units only; each)	\$277
307B	Extra 72" shelf (72" long units only; each)	\$349
303A	Mirrored interior on pass-through doors (48")	\$1,123
303B	Mirrored interior on pass-through doors (72")	\$1,349
122K	230 volt, 50 cycle electrical system	\$1,032
109	Condensate evaporator (2 required) remote units	\$278
906E	Plastic laminate end	\$587
505A	Plastic laminate back	per linear inch \$276
505F	Plastic laminate front	per linear inch \$168
818A	14-gauge top	per linear inch \$17
505H	Stainless steel back	per linear inch \$228
906A	Stainless steel end	each \$482

ASM SERIES

ASMNC-36 (not field-installable)	Night Security Cover	\$2,906
ASMNC-48 (not field-installable)	Night Security Cover	\$2,941
ASMNC-60 (not field-installable)	Night Security Cover	\$3,828
ASMCE-36 (not field-installable)	Condensate evaporator (Cord spec for ASM-36 w/ condensate evap: Nema 14-20P @ 115-208/230V-60C-1PH-10.8A)	\$816
ASMCE-48 (not field-installable)	Condensate evaporator (Cord spec for ASM-48 w/ condensate evap: Nema 14-20P @ 115-208/230V-60C-1PH-12.8A)	\$816
ASMCE-60 (not field-installable)	Condensate evaporator (Cord spec for ASM-60 w/ condensate evap: Nema 14-50P @ 115/208-230V-60C-1PH-26A)	\$1,102
ASM220V	220V/50Hz electrical system	\$1,017
ASML	Laminated sides & top	\$871
ASMR	Remote (specify refrigerant)	(CREDIT) \$1,889

DMER Series

OEMAS000-B17-0069	Wire Shelf Kit for DMER17-G	\$58
OEMAS000-B17-0070	Wire Shelf Kit for DMER12-G	\$58
OEMAS000-B17-0071	Wire Shelf Kit for DMER3-G	\$40
OEMAS000-B17-0072	Wire Shelf Kit for DMER7-G - UPPER	\$88
OEMAS000-B17-0073	Wire Shelf Kit for DMER7-G - LOWER	\$88
OEMAS000-B17-0074	Wire Shelf Kit for DMER26-G	\$100
OEMAS000-B17-0075	Wire Shelf Kit for DMER49-G - RH	\$114
OEMAS000-B17-0076	Wire Shelf Kit for DMER49-G - LH	\$114
OEMAS000-B17-0077	Wire Shelf Kit for DMER65-G - CENTER	\$91
OEMAS000-B17-0078	Wire Shelf Kit for DMER65-G - RH	\$91
OEMAS000-B17-0079	Wire Shelf Kit for DMER65-G - LH	\$84
OEMAS000-B17-0080	Wire Shelf Kit for DMER45-SLG	\$84
OEMAS000-B17-0081	Wire Shelf Kit for DMER33-SLG	\$84
OEMAS000-B17-0082	Wire Shelf Kit for DMER67-SLG	\$84

Concepts™

Serving Systems

FlexiShield®

Foodshields

Shelleybasic®

Value Serving Systems

Shelleysteel®


Stainless Steel Mobile Serving Systems

Shelleyglas®

Fiberglass Mobile Serving Systems

Shelleyspeed®

Speed Line Mobile Serving Systems



DCBU: CONCEPTS UTILITY SERVING COUNTERS

DC-H: CONCEPTS HEATED SERVING COUNTERS



DCBU-T66



DC-H4
shown with an
optional fill faucet

Product Information

DCBU UNITS ONLY

- Heavy duty stainless steel top
- Reinforced stainless steel front and rear removable panels
- Heavy duty base support structure
- Standard on 6" legs
- 36" work height

DC-H UNITS ONLY

- Flush mount die stamped stainless steel heated food well
- 1/2" stainless steel drains
- Heavy duty stainless steel top
- Reinforced stainless steel front and rear with removable panels

- Heavy duty base support structure
- Standard on 6" legs
- Must be hard wired in field
- 11.87" x 19.87" single hot food wells are manifolded together to one main gate valve
- Wet and dry operation
- Individual infinite temperature controls
- One year parts and labor standard warranty

Specifications - Contact factory for pricing.

MODEL NUMBER	DESCRIPTION	OVERALL			SHIP WEIGHT	FREIGHT CLASS
		L	D	H		
Utility counters - flat						
DCBU-38	Utility base, 38" length	38"	36"	36"	171 lbs.	100
DCBU-52	Utility base, 52" length	52"	36"	36"	234 lbs.	100
DCBU-66	Utility base, 66" length	66"	36"	36"	297 lbs.	100
DCBU-80	Utility base, 80" length	80"	36"	36"	360 lbs.	100
DCBU-94	Utility base, 94" length	94"	36"	36"	423 lbs.	100
DCBU-120	Utility base, 120" length	120"	36"	36"	540 lbs.	100
Utility counters - tiered						
DCBU-T38	Utility base, 38" length tiered	38"	36"	36"	171 lbs.	100
DCBU-T52	Utility base, 52" length tiered	52"	36"	36"	234 lbs.	100
DCBU-T66	Utility base, 66" length tiered	66"	36"	36"	297 lbs.	100
DCBU-T80	Utility base, 80" length tiered	80"	36"	36"	360 lbs.	100
DCBU-T94	Utility base, 94" length tiered	94"	36"	36"	423 lbs.	100
DCBU-T120	Utility base, 120" length tiered	120"	36"	36"	540 lbs.	100

MODEL NUMBER	DESCRIPTION	OVERALL			12"X20" PAN CAP.	WATTS	AMP	VOLTS/HERTZ/ PHASE	SHIP WEIGHT	FREIGHT CLASS
		L	D	H						
Heated counters										
DC-H2	Heated unit, two wells	38"	36"	36"	2	2000	16.6	115/60/1	228 lbs.	85
DC-H3	Heated unit, three wells	52"	36"	36"	3	3000/4000	15.0/16.0	208-230/60/1	312 lbs.	85
DC-H4	Heated unit, four wells	66"	36"	36"	4	4000/5000	20.0/22.0	208-230/60/1	396 lbs.	85
DC-H5	Heated unit, five wells	80"	36"	36"	5	5000/6000	24.0/27.0	208-230/60/1	480 lbs.	85
DC-H6	Heated unit, six wells	94"	36"	36"	6	6000/7200	29.0/32.0	208-230/60/1	564 lbs.	85

Concepts Series accessories and modifications can be found on page 71-72.

Additional Warranties
Net Pricing
Two year parts and labor
contract -----\$571

DC-IC: CONCEPTS ICE COOLED SERVING COUNTERS DC-MC: CONCEPTS MECHANICALLY COOLED SERVING COUNTERS

Product Information

DC-IC UNITS ONLY

- NSF-7 certified performance
- Integral V-stamp pan rest
- Heavy duty stainless steel top
- Reinforced stainless steel front and rear removable panels
- Heavy duty base support structure
- Standard on 6" legs
- 1" drain
- Removable perforated false bottom
- High density foamed in place environmentally friendly, Kyoto Protocol Compliant, Non ODP (Ozone Depletion Potential), Non GWP (Global Warming Potential) polyurethane Keeps energy costs low
- One year parts and labor standard warranty

DC-MC UNITS ONLY

- NSF-7 certified performance
- Heavy duty stainless steel top
- Reinforced stainless steel front and rear removable panels
- Heavy duty base support structure
- Standard on 6" legs
- Integral V-stamp pan rest
- 1" drain
- Must be fixed hard wired
- High density foamed in place environmentally friendly, Kyoto Protocol Compliant, Non ODP (Ozone Depletion Potential), Non GWP (Global Warming Potential) polyurethane keeps energy costs low
- Environmentally friendly HFC-134A refrigerant
- Thermostat for temperature control
- One year parts and labor standard warranty



DC-IC4



DC-MC4

Specifications - Contact factory for pricing.

MODEL NUMBER	DESCRIPTION	OVERALL			12"X20" PAN CAP.	SHIP WEIGHT	FREIGHT CLASS
		L	D	H			
Ice Cooled serving counters							
DC-IC2	Ice cooled unit, two wells	38"	36"	36"	2	209 lbs.	85
DC-IC3	Ice cooled unit, three wells	52"	36"	36"	3	286 lbs.	85
DC-IC4	Ice cooled unit, four wells	66"	36"	36"	4	363 lbs.	85
DC-IC5	Ice cooled unit, five wells	80"	36"	36"	5	440 lbs.	85
DC-IC6	Ice cooled unit, six wells	94"	36"	36"	6	517 lbs.	85

MODEL NUMBER	DESCRIPTION	OVERALL			12"X20" PAN CAP.	H.P.	AMP	BTU LOAD	VOLTS/HERTZ/ PHASE	SHIP WEIGHT	FREIGHT CLASS
		L	D	H							
Mechanically cooled counters											
DC-MC2	Mechanically cooled unit, two wells	38"	36"	36"	2	1/5	4.0	379	115/60/1	323 lbs.	85
DC-MC3	Mechanically cooled unit, three wells	52"	36"	36"	3	1/5	4.0	569	115/60/1	442 lbs.	85
DC-MC4	Mechanically cooled unit, four wells	66"	36"	36"	4	1/4	7.0	758	115/60/1	561 lbs.	85
DC-MC5	Mechanically cooled unit, five wells	80"	36"	36"	5	1/4	7.0	948	115/60/1	680 lbs.	85
DC-MC6	Mechanically cooled unit, six wells	94"	36"	36"	6	1/4	7.0	1138	115/60/1	799 lbs.	85

Concepts Series accessories and modifications can be found on page 71-72.

Additional Warranties	
Net Pricing	
Two year parts and labor contract	-----\$571
Five year compressor warranty	
1/5 H.P.	-----\$118
1/4 H.P.	-----\$118

DC-L: CONCEPTS LIQUITEC® SERVING COUNTERS

DC-FT: CONCEPTS FROST TOP SERVING COUNTERS



DC-L2



DC-FT4

Product Information

DC-L UNITS ONLY

- Heavy duty stainless steel top
- Reinforced stainless steel front and rear removable panels
- Heavy duty base support structure
- Standard on 6" legs
- Flush mounted pans
- Individual 0.5" stainless steel drains
- Thermostat for temperature control
- High density foamed in place environmentally friendly, Kyoto Protocol Compliant, Non ODP (Ozone Depletion Potential), Non GWP (Global Warming Potential) polyurethane keeps energy costs low
- Must be hard wired in field
- One year parts and labor standard warranty

DC-FT UNITS ONLY

- Heavy duty stainless steel top
- Reinforced stainless steel front and rear removable panels
- Heavy duty base support structure
- Standard on 6" legs
- 18-gauge stainless steel one piece construction and perimeter trough
- 0.5" stainless steel drain
- Must be hard wired in field
- One year parts and labor standard warranty

Specifications - Contact factory for pricing.

MODEL NUMBER	DESCRIPTION	OVERALL			12"X20" PAN CAP.	H.P.	AMP	BTU LOAD	VOLTS/HERTZ/ PHASE	SHIP WEIGHT	FREIGHT CLASS
		L	D	H							
LiquiTec® counters											
DC-L2	LiquiTec unit, two wells	38"	36"	36"	2	1/4	7.0	379	115/60/1	342 lbs.	100
DC-L3	LiquiTec unit, three wells	52"	36"	36"	3	1/4	7.0	569	115/60/1	468 lbs.	100
DC-L4	LiquiTec unit, four wells	66"	36"	36"	4	1/4	7.0	758	115/60/1	594 lbs.	100
DC-L5	LiquiTec unit, five wells	80"	36"	36"	5	1/4	7.0	948	115/60/1	720 lbs.	100
DC-L6	LiquiTec unit, six wells	94"	36"	36"	6	1/4	7.0	1138	115/60/1	846 lbs.	100

MODEL NUMBER	DESCRIPTION	OVERALL			H.P.	AMP	VOLTS/HERTZ/ PHASE	SHIP WEIGHT	FREIGHT CLASS
		L	D	H					
Frost Top counters									
DC-FT2	Frost top unit, 38" length	38"	36"	36"	1/4	7.0	115/60/1	399 lbs.	100
DC-FT3	Frost top unit, 52" length	52"	36"	36"	1/4	7.0	115/60/1	546 lbs.	100
DC-FT4	Frost top unit, 66" length	66"	36"	36"	1/4	7.0	115/60/1	693 lbs.	100
DC-FT5	Frost top unit, 80" length	80"	36"	36"	1/3	8.0	115/60/1	840 lbs.	100
DC-FT6	Frost top unit, 94" length	94"	36"	36"	1/3	8.0	115/60/1	987 lbs.	100

Concepts Series accessories and modifications can be found on page 71-72.

Additional Warranties

Net Pricing

Two year parts and labor contract ----- \$571

Five year compressor warranty

1/4 H.P. ----- \$118

1/3 H.P. ----- \$139

DCRU: CONCEPTS RADIAL UTILITY SERVING COUNTERS

DCRU-H: CONCEPTS RADIAL HEATED SERVING COUNTERS

Product Information

DCRU UTILITY UNITS ONLY

- Heavy duty stainless steel top
- Reinforced stainless steel front and rear removable panels
- Heavy duty base support structure
- Standard on 6" legs
- One year parts and labor standard warranty

DCRU-H UNITS ONLY

- Flush mount die stamped stainless steel heated food well
- 1/2" stainless steel drains
- Heavy duty stainless steel top

- Reinforced stainless steel front and rear removable panels
- Heavy duty base support structure
- Standard on 6" legs
- Must be fixed hard wired
- 11.87" x 19.87" single hot food wells are manifolded together to one main gate valve
- Wet and dry operation
- Individual infinite temperature controls
- One year parts and labor standard warranty



DCRU-OT



DCRU-H4



DCRU-H332



DCRU-T32

Specifications - Contact factory for pricing.

MODEL NUMBER	DESCRIPTION	OVERALL			SHIP WEIGHT	FREIGHT CLASS
		L	D	H		
Radial utility serving counters						
DCRU-0	Radial utility base, outside curve	103.3"	36"	36"	464	100
DCRU-I	Radial utility base inside curve	103.3"	36"	36"	464	100
DCRU-OT	Radial utility base, outside tiered curve	103.3"	36"	36"	464	100
DCRU-IT	Radial utility base, inside tiered curve	103.3"	36"	36"	464	100
DCRU-T25	Radial 25" base	58.4"	36"	36"	270	100
DCRU-T32	Radial 32" base	75.6"	36"	36"	345	100
DCRU-T40	Radial 40" base	92.4"	36"	36"	420	100
DCRUO-TT25	Radial 25" base, tiered outside	58.4"	36"	36"	270	100
DCRUO-TT32	Radial 32" base, tiered outside	75.6"	36"	36"	354	100
DCRUO-TT40	Radial 40" base, tiered outside	92.4"	36"	36"	420	100
DCRUI-TT25	Radial 25" base, tiered inside	58.4"	36"	36"	270	100
DCRUI-TT32	Radial 32" base, tiered inside	75.6"	36"	36"	345	100
DCRUI-TT40	Radial 40" base, tiered inside	92.4"	36"	36"	420	100

MODEL NUMBER	DESCRIPTION	OVERALL			12"X20" PAN CAP.	WATTS	AMP	VOLTS/HERTZ/ PHASE	SHIP WEIGHT	FREIGHT CLASS
		L	D	H						
Radial heated serving counters										
DCRU-H2	Radial heated unit, two wells	103.3"	36"	36"	2	2000	16.6	115/60/1	563 lbs.	85
DCRU-H3	Radial heated unit, three wells	103.3"	36"	36"	3	3000/4000	15.0/16.0	208-230/60/1	604 lbs.	85
DCRU-H4	Radial heated unit, four wells	103.3"	36"	36"	4	4000/5000	20.0/22.0	208-230/60/1	645 lbs.	85
DCRU-H5	Radial heated unit, five wells	103.3"	36"	36"	5	5000/6000	24.0/27.0	208-230/60/1	685 lbs.	85
DCRU-H225	Radius 2 pan hot unit, 25° angle	58.4"	36"	36"	2	2000	16.6	115/60/1	369lbs.	85
DCRU-H332	Radius 3 pan hot unit, 25° angle	75.6"	36"	36"	3	3000/4000	15.0/16.0	208-230/60/1	485lbs.	85
DCRU-H440	Radius 4 pan hot unit, 25° angle	92.4"	36"	36"	4	4000/5000	20.0/22.0	208-230/60/1	601lbs.	85

Concepts Series accessories and modifications can be found on page 71-72.

Additional Warranties
 Net Pricing
 Two year parts and labor contract ----- \$571

DCRU-IC: CONCEPTS RADIAL ICE COOLED SERVING COUNTERS

DCRU-MC: CONCEPTS RADIAL MECHANICALLY COOLED SERVING COUNTERS



DCRU-IC4



DCRU-MC4



DCRU-IC332



DCRU-MC440

Product Information

DCRU-IC UNITS ONLY

- Stainless steel pan clip
- Removable perforated false bottom

DCRU-MC UNITS ONLY

- Must be fixed hard wired
- Environmentally friendly HFC-134A refrigerant
- Thermostat for temperature control

All Units

- NSF-7 certified performance
- Heavy duty stainless steel top
- Reinforced stainless steel front and rear removable panels

- Heavy duty base support structure
- Standard on 6" legs
- Stainless steel pan clip
- 1" drain
- High density foamed in place environmentally friendly, Kyoto Protocol Compliant, Non ODP (Ozone Depletion Potential), Non GWP (Global Warming Potential) polyurethane keeps energy costs low
- One year parts and labor standard warranty

Specifications - Contact factory for pricing.

MODEL NUMBER	DESCRIPTION	OVERALL			12" X 20" PAN CAP.	SHIP WEIGHT	FREIGHT CLASS
		L	D	H			
Radial ice cooled serving counters							
DCRU-IC2	Radial ice cooled unit, 36" cold pan	103.3"	36"	36"	2	540 lbs.	85
DCRU-IC3	Radial ice cooled unit, 50" cold pan	103.3"	36"	36"	3	578 lbs.	85
DCRU-IC4	Radial ice cooled unit, 60" cold pan	103.3"	36"	36"	4	616 lbs.	85
DCRU-IC5	Radial ice cooled unit, 74" cold pan	103.3"	36"	36"	5	654 lbs.	85
DCRU-IC225	Radial ice cooled unit, 25° angle	58.4"	36"	36"	2	540 lbs.	85
DCRU-IC332	Radial ice cooled unit, 32° angle	75.6"	36"	36"	3	578 lbs.	85
DCRU-IC440	Radial ice cooled unit, 40° angle	92.4"	36"	36"	4	616 lbs.	85

MODEL NUMBER	DESCRIPTION	OVERALL			12" X 20" PAN CAP.	H.P.	AMP	BTU LOAD	VOLTS/HERTZ/ PHASE	SHIP WEIGHT	FREIGHT CLASS
		L	D	H							
Radial mechanically cooled serving counters											
DCRU-MC2	Radial mechanically cooled unit, 36" cold pan	103.3"	36"	36"	2	1/4	7.5	379	115/60/1	604 lbs.	85
DCRU-MC3	Radial mechanically cooled unit, 50" cold pan	103.3"	36"	36"	3	1/4	7.5	569	115/60/1	644 lbs.	85
DCRU-MC4	Radial mechanically cooled unit, 60" cold pan	103.3"	36"	36"	4	1/4	7.5	758	115/60/1	684 lbs.	85
DCRU-MC5	Radial mechanically cooled unit, 74" cold pan	103.3"	36"	36"	5	1/4	7.5	948	115/60/1	724 lbs.	85
DCRU-MC225	Radial mechanically cooled unit, 25° angle	58.4"	36"	36"	2	1/5	4.0	379	115/60/1	410 lbs.	85
DCRU-MC332	Radial mechanically cooled unit, 32° angle	75.6"	36"	36"	3	1/5	4.0	569	115/60/1	525 lbs.	85
DCRU-MC440	Radial mechanically cooled unit, 40° angle	92.4"	36"	36"	4	1/4	7.5	758	115/60/1	640 lbs.	85

Concepts Series accessories and modifications can be found on page 71-72.

Additional Warranties

Net Pricing

Two year parts and labor contract ----- \$571

Five year compressor warranty

1/5 H.P. ----- \$118

1/4 H.P. ----- \$118

DCRU-L: CONCEPTS LIQUITEC® SERVING COUNTERS

Product Information

- Heavy duty stainless steel top
- Reinforced stainless steel front and rear removable panels
- Heavy duty base support structure
- Standard on 6" legs
- Flush mounted pans
- Individual 0.5" stainless steel drains
- Thermostat for temperature control
- High density foamed in place environmentally friendly, Kyoto Protocol Compliant, Non ODP (Ozone Depletion Potential), Non GWP (Global Warming Potential) polyurethane keeps energy costs low
- Must be hard wired in field
- One year parts and labor standard warranty



DCRU-L3

Specifications - Contact factory for pricing.

MODEL NUMBER	DESCRIPTION	OVERALL			12"X20" PAN CAP.	H.P.	AMP	BTU LOAD	VOLTS/HERTZ/ PHASE	SHIP WEIGHT	FREIGHT CLASS
		L	D	H							
LiquiTec® counters											
DCRU-L1	Radial unit with LiquiTec, one pan	103.3"	36"	36"	1	1/4	7.5	292	115/60/1	633 lbs.	100
DCRU-L2	Radial unit with LiquiTec, two pans	103.3"	36"	36"	2	1/4	7.5	379	115/60/1	679 lbs.	100
DCRU-L3	Radial unit with LiquiTec, single pan and double pan	103.3"	36"	36"	1&2	1/4	7.5/7.5	292/379	115/60/1	848 lbs.	100
DCRU-L4	Radial unit with LiquiTec, two double pans	103.3"	36"	36"	2&2	1/4	7.5/7.5	379/379	115/60/1	897 lbs.	100

Concepts Series accessories and modifications can be found on page 71-72.

Additional Warranties	
Net Pricing	
Two year parts and labor contract	-----\$571
Five year compressor warranty 1/4 H.P.	-----\$118

DC-T: CONCEPTS TRANSITION SERVING COUNTERS

DCRU-T: CONCEPTS RADIAL TRANSITION SERVING COUNTERS



DC-TT45

Product Information

- Heavy duty stainless steel top
- Reinforced stainless steel front and rear removable panels
- Heavy duty base support structure
- Standard on 6" legs
- One year parts and labor standard warranty



DCRU-T90

Specifications - Contact factory for pricing.

MODEL NUMBER	DESCRIPTION	OVERALL			SHIP WEIGHT	FREIGHT CLASS
		L	D	H		
Transition counters						
DC-T22	22 degree transition piece	25.81"	36"	36"	86 lbs.	100
DC-T45	45 degree transition piece	38.64"	36"	36"	171 lbs.	100
DC-T90	90 degree transition piece	59.40"	36"	36"	315 lbs.	100
DC-TT45	45 degree transition piece, tiered	38.64"	36"	36"	171 lbs.	100
DC-TT90	90 degree transition piece, tiered	59.40"	36"	36"	315 lbs.	100
Radial transition counters						
DCRU-T12	Radial 12 degree transition piece	29.39"	36"	36"	220 lbs.	100
DCRU-T16	Radial 16 degree transition piece	38.15"	36"	36"	235 lbs.	100
DCRU-T20	Radial 20 degree transition piece	46.88"	36"	36"	255 lbs.	100
DCRU-T22	Radial 22 degree transition piece	18.92"	36"	36"	86 lbs.	100
DCRU-T45	Radial 45 degree transition piece	37.12"	36"	36"	171 lbs.	100
DCRU-T90	Radial 90 degree transition piece	68.59"	36"	36"	315 lbs.	100
DCRU-TT45	Radial 45 degree transition piece, tiered	37.12"	36"	36"	171 lbs.	100
DCRU-TT90	Radial 90 degree transition piece, tiered	68.59"	36"	36"	315 lbs.	100

Concepts Series accessories and modifications can be found on page 71-72.

Additional Warranties

Net Pricing
Two year parts and labor
contract ----- \$571

DCCS-SD: CONCEPTS SINGLE DRAWER CASH COUNTERS

DCCS-DD: CONCEPTS DUAL DRAWER CASH COUNTERS

Product Information

- Heavy duty stainless steel top
- Reinforced stainless steel front and rear removable panels
- Heavy duty base support structure
- Standard on 6" legs
- 2" grommet hole in top to allow cord access for cash registers
- Stainless steel locking cash drawer(s) standard
- 120V-15A duplex (GFCI) receptacle, Nema 5-15R 15.0A breaker
- One year parts and labor standard warranty



DCCS-SDW



DCCS-DDWR



DCCS-SDRWL



DCCS-DDRWR

Specifications - Contact factory for pricing.

MODEL NUMBER	DESCRIPTION	OVERALL			SHIP WEIGHT	FREIGHT CLASS
		L	D	H		
Single drawer cash counters						
DCCS-SD	Single drawer cashier station	45"	36"	36"	270 lbs.	100
DCCS-SDW	Single drawer cashier station with wing walls	45"	36"	36"	350 lbs.	100
DCCS-SDWL	Single drawer cashier station with wing wall left	45"	36"	36"	310 lbs.	100
DCCS-SDWR	Single drawer cashier station with wing wall right	45"	36"	36"	310 lbs.	100
DCCS-SDR	Single drawer radial cashier station, 48"	48"	36"	36"	310 lbs.	100
DCCS-SDRW	Single drawer radial cashier station with wing walls, 48"	48"	36"	36"	390 lbs.	100
DCCS-SDRWL	Single drawer radial cashier station with wing wall left, 48"	48"	36"	36"	350 lbs.	100
DCCS-SDRWR	Single drawer radial cashier station with wing wall right, 48"	48"	36"	36"	350 lbs.	100
Dual drawer cash counters						
DCCS-DD	Dual drawer cashier station	72"	36"	36"	540 lbs.	100
DCCS-DDW	Dual drawer cashier station with wing walls	72"	36"	36"	620 lbs.	100
DCCS-DDWL	Dual drawer cashier station with wing wall left	72"	36"	36"	580 lbs.	100
DCCS-DDWR	Dual drawer cashier station with wing wall right	72"	36"	36"	580 lbs.	100
DCCS-DDR	Dual drawer radial cashier station, 72"	72"	36"	36"	580 lbs.	100
DCCS-DDRW	Dual drawer radial cashier station with wing walls, 72"	72"	36"	36"	660 lbs.	100
DCCS-DDRWL	Dual drawer radial cashier station with wing wall left, 72"	72"	36"	36"	620 lbs.	100
DCCS-DDRWR	Dual drawer radial cashier station with wing wall right, 72"	72"	36"	36"	620 lbs.	100

Concepts Series accessories and modifications can be found on page 71-72.

CONCEPTS™ SERVING SYSTEMS

Additional Warranties
 Net Pricing
 Two year parts and labor contract ----- \$571

DC-TM: CONCEPTS TOWER END SERVING COUNTERS
DCDM: CONCEPTS DISPLAY MERCHANDISER COUNTERS
DCHS: CONCEPTS HANDSINK SERVING COUNTERS



DCT-38RI

Product Information

DC-TM

- Heavy duty stainless steel top
- Reinforced stainless steel front and rear removable panels
- Heavy duty base support structure
- Standard on 6" flanged feet, unit must be bolted to the floor
- 36" work height
- Laminated upper
- Removable interior stainless steel panels
- Standard with 5-20 GFCI outlet

DCDM

- Laminated ends, front, back
- Two removable laminated shelves
- Laminated shelves are adjustable and able to be slanted or flat
- Black poly shelf supports

DCHS

- Heavy duty stainless steel top
- Reinforced stainless steel front and rear removable panels
- Heavy duty base support structure
- Standard on 6" legs
- 36" work height
- Three sided removable stainless steel riser
- Deck mount faucet
- Finished stainless steel panels
- Soap dispenser
- On board water pump
- On board 2 1/2 gallon water heater
- (2) 5 gallon fresh water containers
- (2) 7 1/2 gallon waste water containers
- Cord and 5-15P plug
- 9" x 14" x 5" sink

All Units

- One year parts and labor standard warranty



DCDM-36

Shown with radial top, and bottom shelf

Specifications - Contact factory for pricing.

<i>Model Number</i>	<i>Description</i>	<i>L</i>	<i>D</i>	<i>H</i>	<i>Ship Weight</i>
Tower/End Modules					
DCTM-38RI	Roll in (operator side) tower module 38" length	38"	36"	83.62"	350
DCTM-66RI	Roll in (operator side) tower module 66" length	66"	36"	83.62"	608
DCTM-RI	Roll in (operator side) tower module	xx	36"	83.63"	10/inch
Display Merchandiser					
DCDM-24	Display Merchandiser, Full Front (Customer Self Service)	24"	20"	36"	150
DCDM-36	Display Merchandiser, Full Front (Customer Self Service)	36"	20"	36"	225
Handsink					
DCHS-DI	Drop In handsink module	38.13"	28"	22"	220
DCHS-51	Handsink module	51"	36"	36"	454

Concepts Series accessories and modifications can be found on page 71-72.



DCHS-51

Additional Warranties
 Net Pricing
 Two year parts and labor contract ----- \$571

DCBU: CONCEPTS RADIAL UTILITY COUNTERS DCBC: CONCEPTS RADIAL BEVERAGE COUNTERS

Product Information

- Heavy duty stainless steel top
- Reinforced stainless steel front and rear removable panels
- Heavy duty base support structure
- Standard on 6" legs
- 36" work height
- One year parts and labor standard warranty



DCBU-48R



DCBC-48R
Shown with optional urn trough

Specifications - Contact factory for pricing.

<i>Model Number</i>	<i>Description</i>	<i>L</i>	<i>D</i>	<i>H</i>	<i>Ship Weight</i>
Radial Front Utility Module					
DCBU-48R	Curved utility module, 48"L	48"	44"	36"	297lbs.
DCBU-72R	Curved utility module, 72"L	72"	44"	36"	360lbs.
DCBU-96R	Curved utility module, 96"L	96"	44"	36"	423lbs.
DCBU-120R	Curved utility module, 120"L	120"	44"	36"	540lbs.
Beverage Counter					
DCBC-48R	Beverage Bar, curved 48" L with hinged locking doors	48"	44"	36"	397lbs.
DCBC-72R	Beverage Bar, curved 72" L with hinged locking doors	72"	44"	36"	460lbs.
DCBC-96R	Beverage Bar, curved 96" L with hinged locking doors	96"	44"	36"	523lbs.
DCBC-120R	Beverage Bar, curved 120" L with hinged locking doors	120"	44"	36"	640lbs.
DCBC-XX	Linear Beverage Bar Module with hinged locking doors	xx	44"	36"	8/inch

Concepts Series accessories and modifications can be found on page 71-72.

CONCEPTS™ SERVING SYSTEMS

<p>Additional Warranties Net Pricing Two year parts and labor contract ----- \$571</p>

N8000-R: DROP-IN CURVED ICE COOLED COLD PAN

N8100-BR: DROP-IN CURVED MECHANICALLY COOLED COLD PAN

N8700-R: DROP-IN CURVED HEATED ELECTRIC FOOD WELLS



N8094-R



N8194-BR



N8794-R

Product Information

N8000-R UNITS ONLY

- NSF certified
- A stainless steel holding clip adjusts for pans
- Push-in perimeter gasket
- 1" drain standard
- High density foamed in place environmentally friendly, Kyoto Protocol Compliant, Non ODP (Ozone Depletion Potential), Non GWP (Global Warming Potential) polyurethane keeps energy costs low
- Removable perforated, false bottom
- One year parts and labor standard warranty

N8100-BR UNITS ONLY

- NSF-7 certified performance
- A stainless steel holding clip adjusts for pans
- High density foamed in place environmentally friendly, Kyoto Protocol Compliant, Non ODP (Ozone Depletion Potential), Non GWP (Global Warming Potential) polyurethane keeps energy costs low
- Push-in perimeter gasket
- Stainless steel louver provided
- Environmentally friendly HFC-134A refrigerant
- 1" drain standard
- Thermostat for temperature control
- One year parts and labor standard warranty

N8700-R UNITS ONLY

- Top is constructed of 18-gauge stainless steel
- Flush mounted die stamped drawn 12"x20" individual 20-gauge wells
- Wells depressed slightly into the top to hold condensation
- Standard 1/2" stainless steel drain(s)
- Non-marring press fit top gasket
- Must be hard wired in the field
- Wet and dry operation
- 11.87"x19.87" single hot food wells are manifolded together standard to one main gate valve
- Unit shall be insulated on all sides with 1" of fiberglass and bottom to have 2" of fiberfrax blanket insulation
- Individual infinite temperature controls standard wired to one main control panel with 4' of conduit and wire. Field install control panel at location
- Galvanized exterior body
- One year parts and labor standard warranty

Specifications and Prices

MODEL NUMBER	L	OVERALL D	H	12"x20" PAN CAP.	SHIP WEIGHT	FREIGHT CLASS	LIST PRICE
Ice cooled curved drop-in							
N8044-R	40.48"	26.05"	10.77"	2	100 lbs.	85	\$2,295
N8059-R	57.22"	26.05"	10.77"	3	118 lbs.	85	\$2,636
N8076-R	73.68"	26.05"	10.77"	4	145 lbs.	85	\$3,079
N8094-R	89.89"	26.05"	10.77"	5	164 lbs.	85	\$3,442

MODEL NUMBER	L	OVERALL D	H	12"x20" PAN CAP.	H.P.	AMP	BTU LOAD	VOLTS/HERTZ/ PHASE	NEMA PLUG	SHIP WEIGHT	FREIGHT CLASS	LIST PRICE
Mechanically cooled curved drop-in												
N8144-BR	40.48"	26.05"	10.77"	2	1/5	4.0	379	115/60/1	5-15P	161 lbs.	85	\$5,882
N8159-BR	57.22"	26.05"	10.77"	3	1/5	4.0	569	115/60/1	5-15P	184 lbs.	85	\$6,715
N8176-BR	73.68"	26.05"	10.77"	4	1/4	7.0	758	115/60/1	5-15P	233 lbs.	85	\$7,216
N8194-BR	89.89"	26.05"	10.77"	5	1/4	7.0	948	115/60/1	5-15P	243 lbs.	85	\$7,845

MODEL NUMBER	L	OVERALL D	H	12"x20" PAN CAP.	AMP	WATTS	VOLTS/HERTZ/ PHASE	SHIP WEIGHT	FREIGHT CLASS	LIST PRICE
Heated curved drop ins										
N8744-R	40.48"	26.05"	9.08"	2	16.6	2000	120/60/1	99 lbs.	85	\$3,657
N8759-R	57.22"	26.05"	9.08"	3	15.0/16.0	3000/4000	208-230/60/1	134 lbs.	85	\$5,180
N8776-R	73.68"	26.05"	9.08"	4	20.0/22.0	4000/4800	208-230/60/1	166 lbs.	85	\$6,735
N8794-R	89.80"	26.05"	9.08"	5	24.0/27.0	5000/6000	208-230/60/1	186 lbs.	85	\$8,287

Additional Warranties	
Net Pricing	
Two year parts and labor contract	----- \$571
Five year compressor warranty	
1/5 H.P.	----- \$118
1/4 H.P.	----- \$118

Contact factory for pricing.

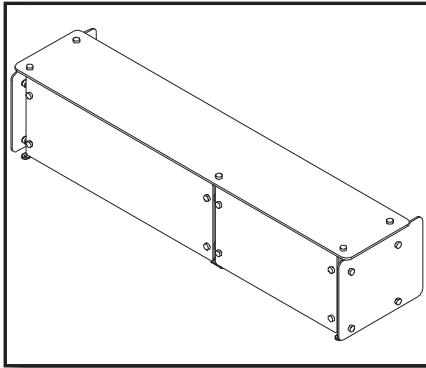
Accessory	Description
Trayslides	
DCTS-SV	Stainless Steel "V" Tray Slide
DCTS-3B	3-Bar S/S Tray Slide
DCTS-3BR	3-Bar radial S/S Tray Slide
DCTS-SS	Solid Surface Tray Slide
DCTS-SSR	Solid Surface Tray Slide, with s/s runners
DCTS-SSE	Solid Surface Extension as Tray Slide with s/s runners
DCTS-GT	Granite Top Extension as Tray Slide
DCTS-GTR	Granite Top Extension as Tray Slide, with s/s runners
DCTSF-3B-22	3 Bar 22 degree corner filler tray slide
DCTSF-3B-25	3 Bar 25 degree corner filler tray slide
DCTSF-3B-32	3 Bar 32 degree corner filler tray slide
DCTSF-3B-40	3 Bar 40 degree corner filler tray slide
DCTSF-3B-45	3 Bar 45 degree corner filler tray slide
DCTSF-3B-90	3 Bar 90 degree corner filler tray slide
DCTSF-SS-22	Solid Surface 22 degree corner filler tray slide
DCTSF-SS-25	Solid Surface 25 degree corner filler tray slide
DCTSF-SS-32	Solid Surface 32 degree corner filler tray slide
DCTSF-SS-40	Solid Surface 40 degree corner filler tray slide
DCTSF-SS-45	Solid Surface 45 degree corner filler tray slide
DCTSF-SS-90	Solid Surface 90 degree corner filler tray slide
Workshelves	
DCWS-10	10" stainless steel workshelf
DCWS-12	12" stainless steel workshelf
Base Finishes	
DCSE	S/S Finished End Panel
DCLE	Laminate End Panel
DCLF	Laminate Front Panel, Standard laminates (Wilsonart, Nevamar, Formica and Pionite)
DCLB	Laminate Back Panel, Standard laminates (Wilsonart, Nevamar, Formica and Pionite)
DCLFC	Laminate Front Panel, Custom laminates (any metallics, Chemetal)
DCLBC	Laminate Back Panel, Custom laminates (any metallics, Chemetal)
DCKP	S/S or Laminated kick plate
DCKPR	S/S or Laminated kick plate return
Top Materials	
DCTG	Granite Top Material
DCTH	Hanstone Top Material
DCTC	Corian Top Material
DCTA	Avonite Top Material
DCTD	Diamond Top Material
DCTM	Solid Surface Top Material - TBD

Accessory	Description
Top/Base Accessories	
DCC	Casters in lieu of Legs
DCTC	Top Cutouts
DCBS	Stainless steel backsplash
DCBSR	Stainless steel backsplash return
DCSSBS	Solid surface backsplash
DCSSBSR	Solid surface backsplash return
DCDP	Décor Panels
DCPGDP	Colored Plexiglas stand off décor panel
DCPGDPG	Plexiglas stand off décor panel with graphic
DCPLP	Plexiglas laminated stand off décor panel
DCBLP	LED light panel for Décor Panel
DCPSL26	Built-in plate shelf linear 26" (2-pan)
DCPSL42	Built-in plate shelf linear 42" (3-pan)
DCPSL56	Built-in plate shelf linear 56" (4-pan)
DCPSRO	Built-in plate shelf radial outside 42"
DCPSRI	Built-in plate shelf radial inside 32"
DCGS	Subtop in lieu of stainless steel top
DCLD	LED under nosing lighting
DCFF	Manual Fill Faucet
DCFH	2" Ferruled Hole
DCGH	3" Grommeted Hole
DCEO	115V/15A Outlet with 10amp Breaker
DCDO	Deck Mount Outlets
DCC	Casters in lieu of Legs
DCCO	Top Cutouts
DCBPA	100-200 amp panel box (cost of housing not included)
DCBPB	Circuit-non-ground fault (includes breaker, conduit, wire)
DCBPC	Circuit-ground fault
DCLRI	Linear Roll-In Section
Base Inserts/Doors	
DCOS-12	Openshelf Insert, 9" high
DCOS-18	Openshelf Insert, 9" high
DCOS-24	Openshelf Insert, 9" high
DCOS-36	Openshelf Insert, 9" high
DCOS-48	Openshelf Insert, 9" high
DCOS-H12	Openshelf Insert, 15" high
DCOS-H18	Openshelf Insert, 15" high
DCOS-H24	Openshelf Insert, 15" high
DCOS-H36	Openshelf Insert, 15" high
DCOS-H48	Openshelf Insert, 15" high
DCID	Inlay Access Door
DCSD-36	Sliding Door Insert
DCSD-48	Sliding Door Insert
DCDS-S18	Single Door Dry Storage Insert
DCDS-S24	Single Door Dry Storage Insert
DCDS-D36	Double Door Dry Storage Insert
DCDS-D48	Double Door Dry Storage Insert
DCMA-S	Single Mechanical Access Door
DCMA-D	Double Mechanical Access Doors
DCMA-L	Louvered Mechanical Access Door
DCRI	Refrigerated Base Insert
DCHI-S	Single Section Heated Base Insert
DCHI-D	Double Section Heated Base Insert
Heated Black Glass Shelf (HBGB)	
DCHB-24	24" Heated Black Glass Surface
DCHB-30	30" Heated Black Glass Surface
DCHB-36	36" Heated Black Glass Surface
DCHB-48	48" Heated Black Glass Surface
DCHB-60	60" Heated Black Glass Surface
DCHB-72	72" Heated Black Glass Surface

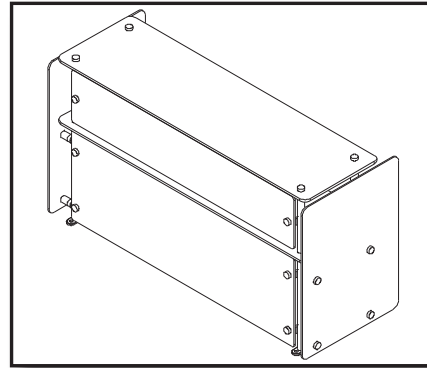
CONCEPTS™ ACCESSORIES AND MODIFICATIONS

Accessory	Description
Heated Stone surface (GRSSB)	
DCHS-24	24" Heated Stone surface
DCHS-30	30" Heated Stone surface
DCHS-36	36" Heated Stone surface
DCHS-48	48" Heated Stone surface
DCHS-60	60" Heated Stone surface
DCHS-72	72" Heated Stone surface
Colors Available: Gray Granite, Bermuda Sand, Night Sky, Sawgrass	
Tower Upper Structure options	
DCDEB	Dry erase board
DCSBG	Sintra board with graphics
DCFPMB	Non-Illuminated Flexcover panel menu board
DCMB	Non-Illuminated menu board
DCLCDB32	LCD Menu board - 32"
DCLCDB42	LCD Menu board - 42"
DCTL2	Directional lighting (track lighting w/ black gooseneck lights) - 2 lights
DCTL3	Directional lighting (track lighting w/ black gooseneck lights) - 3 lights
DCUSGP	Graphic package
DCUPO	Interior outlet options for roll-in units
Display Case Module	
DCDCGP	Graphic package
DCDCTGS	Tempered glass shelves in lieu of laminated shelves
DCDCRB	Radial front on bottom laminated shelf
DCDCRT	Radial top
DCDCWPS	White poly shelf supports
Hand Sink Module	
DCPTH	Paper towel holder - Bobrick Model B26212
Radial Front Utility Module & Beverage Counter	
DCBCTM-12	Beverage Bar, Tower Module Accessory
DCBS	Backsplash
DCBSRL	Backsplash Return left
DCBSRR	Backsplash Return right
DCT	Tower module
DCTRHD	Hinged door internal access to waste receptacle
DCTRC	Round top cutout with 16" x 11" x 20" tall waste receptacle
DCTRCB	Round cutout in base
DCCD	Cup dispenser
DCLO	Lid organizer
DCSO	Straw organizer
DCND	Napkin dispensers for standard napkin: full fold, 4-1/2" x 5" - 6-1/2"
DCSD	Soufflé cup dispensers - Dispense-Rite for 3/4 to 2-1/2 oz. portions
DCCP	Condiment pump
DCOU	Open shelf understorage
DCOUI	Open shelf understorage with intermediate shelf
DCLHD	Locking full height hinged door dry base fronts
DCDW	Dry storage well - 12" x 20" x 6-1/2" deep

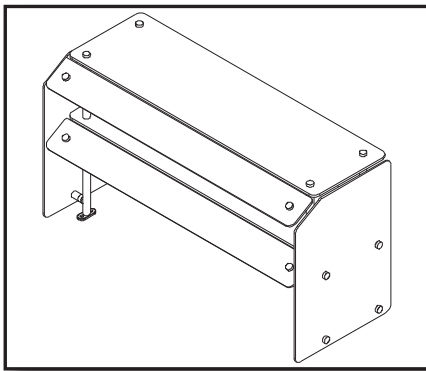
Accessory	Description
Cashier Counter Accessories	
DCCPU45	CPU housing - 45" L Base
DCCPU72	CPU housing - 72" L Base
DCFRS	s/s dia. foot rest with shelf
DCFR	s/s dia. foot rest without shelf
DCPOS	Pull out shelf in base
Signage/Overstructures	
DCOA-XX	Adjustable Height Overstructure with Vertical Signage Board with graphic
DCOF-XX	Fixed Height Overstructure with Vertical Signage Board with graphic
DCOW-XX	Wall Mount Overstructure with Vertical Signage Board with graphic
DCORF	Radial Fixed Height Overstructure with Vertical Radial Signage Board with graphic, Radial base
DCORA	Radial Adjustable Height Overstructure with Vertical Radial Signage Board with graphic, Radial base
DCORFT	Radial Fixed Height Overstructure with Vertical Radial Signage Board with graphic, 90° base
DCORAT	Radial Adjustable Height Overstructure with Vertical Radial Signage Board with graphic, 90° base
DCOCP	Custom Powdercoat for Overstructure
DCSDS	Dual Sided Signage
DCSAD	Signage Angled Down
DCSAU	Signage Angled Up
DCSPTF	Perforated Horizontal Top, Flat
DCSPTU	Perforated Horizontal Top, Arched Up
DCSPTD	Perforated Horizontal Top, Arched Down
DCSRT	Signage Removable with Thumbscrews
DCSP	Powdercoated Vertical Signage Board with graphic in lieu of standard
DCSPA	Perforated Powdercoated Aluminum Vertical Signage Backer (in lieu of Standard Signage Board and graphic)
DCSSR	Shaped Signage with Backer, Round with Laminate or Graphic
DCSSO	Shaped Signage with Backer, Oval with Laminate or Graphic
DCSST	Shaped Signage with Backer, Triangle with Laminate or Graphic
DCSSS	Shaped Signage with Backer, Square with Laminate or Graphic
DCCA-XX	Adjustable Height Canopy with Graphics
DCCF-XX	Fixed Height Canopy with Graphics
DCCW-XX	Wall Mount Canopy with Graphics
DCDL	Décor Heat Lamp
DCGL	Gooseneck Light



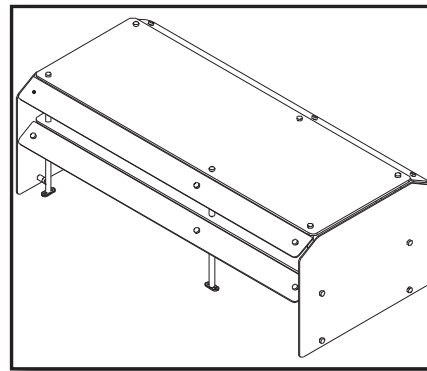
DCFSG Series
Single tier glass front protector



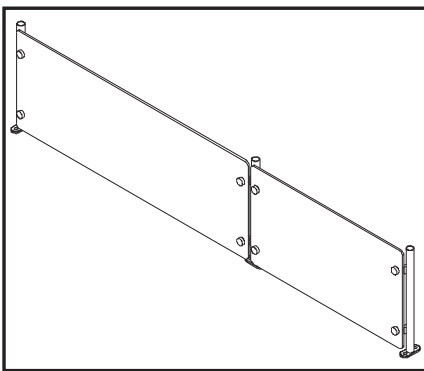
DCFSG2 Series
Double tier glass front protector



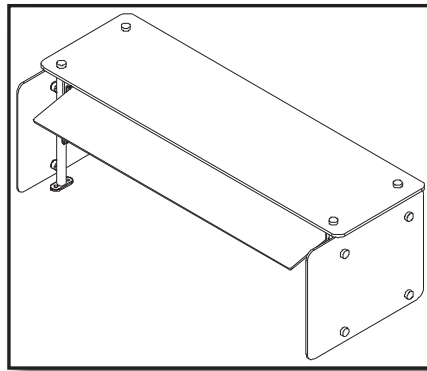
DCFSH Series
Double tier, with sneeze guard fronts



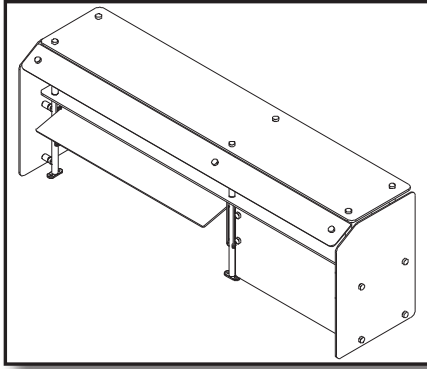
DCFSHD Series
Double service, double tier display with sneeze guard fronts



DCFSSS Series
Slicer Shield

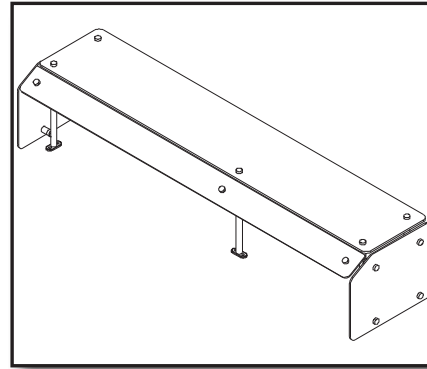


DCFSFS Series
Single tier, flexible food shield (pivots in three positions)



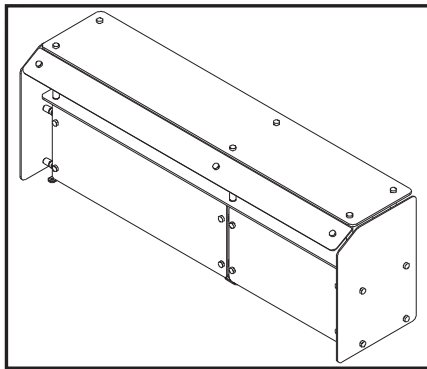
DCFSFS2 Series

Double tier flexible foodshield (pivots in three positions)



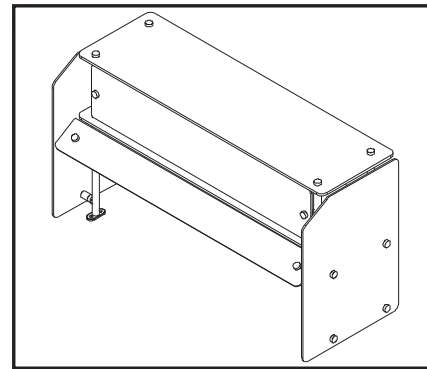
DCFSKS Series

Single tier, fixed food shield front, single service



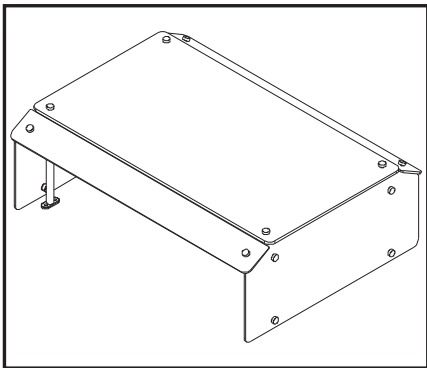
DCFSGH Series

Double tier display, bottom tier full glass front, second tier sneezeguard style



DCFSHG Series

Double tier display bottom tier sneezeguard style, second tier full glass front

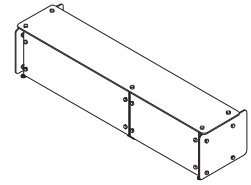


DCFSKD Series

Single tier, fixed food shield front, dual service

Product Information

- Mostly glass display allows you to see product from every angle
- Standard construction is 1" diameter stainless steel tubular legs. 1/4" tempered glass fronts and end glass. 3/8" tempered glass top shelf
- Comes fully assembled
- Standard bright chrome finish and black powdercoat
- End glass is standard on all food shields
- A complete line of accessories including stainless steel shelves, heat lamps and lighting
- All models meet NSF 2011 requirements.



DCFSG
Single tier glass front protector

Specifications and Prices

Model Number	Description	Per Linear Inch Pricing
DCFSG	Glass front food shield, single tier with glass shelf, single service	\$84
DCFSG2	Glass front food shield, double tier with two glass shelves, single service	\$168
DCFSSS	Glass front food shield, slicer shield style	\$65
DCFSH	Two tier display, sneeze guard, single service	\$130
DCFSHD	Two tier display with sneeze guard, dual service	\$188
DCFSFS	Flexible shield, converts to three positions	\$135
DCFSFS2	Flexible shield, converts to three positions, two tier	\$180
DCFSKS	Single tier display, fixed sneeze guard front, single service	\$77
DCFSKD	Single tier display, fixed sneeze guard front, dual service	\$83
DCFSGH	Double tier display, bottom tier full glass front, second tier sneeze guard	\$142
DCFSHG	Double tier display, bottom tier sneeze guard, second tier full glass front	\$142

Model Number	Description	L	W	H	List Price
Flexishield Display					
DCFSCR	Corner Flexishield, 24" 90 degree with radius front edge, single tier	24"	24"	16"	\$3,227
DCFSCRD	Corner Flexishield, 24" 90 degree with radius front edge, double tier	24"	24"	26"	\$6,452
DCFSOS-XX	Overshelf with radial front edge, single tier	xx	18"	16"	\$63
DCFSOS2-XX	Overshelf with radial front edge, double tier	xx	18"	26"	\$126

Accessory Options

Per Linear Inch

DCFSFL	Fluorescent light with on/off switch.....	\$26
DCFHL	Radiant heat lamp with switch	\$31
DCFSSL	Slim line heat lamps with on/off switch.....	\$31
DCFSSHELP	Stainless steel shelf	N/C
DCFSLED	LED light.....	\$27
DCFSHH	Narrow halogen heatlamp	\$31
DCFSHHL	Narrow halogen heatlamp with Xenon lights.....	\$42
DCFSL	Narrow Xenon Display lights	\$25

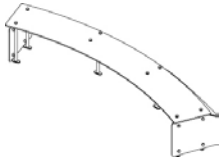
Black Powdercoating

DCFSBP-G	G Style food shield	\$19
DCFSBP-G2	G2 Style food shield	\$28
DCFSBP-SS	SS Style food shield.....	\$9
DCFSBP-H	H Style food shield	\$26
DCFSBP-HD	HD Style food shield.....	\$38
DCFSBP-FS	FS Style food shield.....	\$22
DCFSBP-FS2	FS2 Style food shield	\$34
DCFSBP-KD	KD Style food shield	\$23
DCFSBP-KS	KS Style food shield.....	\$17
DCFSBP-GH	GH Style food shield	\$28
DCFSBP-HG	HG Style food shield	\$28

DCFSR: RADIAL FLEXISHIELD® FOOD SHIELD



DCFSRIG-3



DCFSROKS-5

Product Information

- Mostly glass display allows you to see product from every angle
- 1" stainless steel legs
- Meets 2011 NSF requirements
- Flange mounted foot makes installation easy
- Comes fully assembled from factory
- Standard end glass
- One year parts and labor standard warranty

Specifications and Prices

MODEL NUMBER	DESCRIPTION	OVERALL			SHIP WEIGHT	FREIGHT CLASS	LIST PRICE
		L	D	H			
Radial FlexiShield foodshields							
DCFSRIG-2	Radial food shield, full glass front, inside, single service, 2 pan	38.47"	18"	16"	Contact factory	Contact factory	\$6,246
DCFSRIG-3	Radial food shield, full glass front, inside, single service, 3 pan	53.43"	18"	16"	Contact factory	Contact factory	\$7,306
DCFSRIG-4	Radial food shield, full glass front, inside, single service, 4 pan	68.17"	18"	16"	Contact factory	Contact factory	\$8,364
DCFSRIG-5	Radial food shield, full glass front, inside single service 5 pan	82.61"	18"	16"	Contact factory	Contact factory	\$8,364
DCFSROG-2	Radial food shield, full glass front, outside, single service, 2 pan	43.09"	18"	16"	Contact factory	Contact factory	\$6,418
DCFSROG-3	Radial food shield, full glass front, outside, single service, 3 pan	59.85"	18"	16"	Contact factory	Contact factory	\$7,474
DCFSROG-4	Radial food shield, full glass front, outside, single service, 4 pan	76.35"	18"	16"	Contact factory	Contact factory	\$8,531
DCFSROG-5	Radial food shield, full glass front, outside single service 5 pan	92.53"	18"	16"	Contact factory	Contact factory	\$9,585
DCFSRIKS-2	Radial food shield, sneeze guard front, inside, single service, 2 pan	38.47"	18"	14.75"	Contact factory	Contact factory	\$6,075
DCFSRIKS-3	Radial food shield, sneeze guard front, inside, single service, 3 pan	53.43"	18"	14.75"	Contact factory	Contact factory	\$7,214
DCFSRIKS-4	Radial food shield, sneeze guard front, inside, single service, 4 pan	68.17"	18"	14.75"	Contact factory	Contact factory	\$8,354
DCFSRIKS-5	Radial food shield, sneeze guard front, inside single service 5 pan	82.61"	18"	14.75"	Contact factory	Contact factory	\$9,493
DCFSROKS-2	Radial food shield, sneeze guard front, outside, single service, 2 pan	43.09"	18"	14.75"	Contact factory	Contact factory	\$6,177
DCFSROKS-3	Radial food shield, sneeze guard front, outside, single service, 3 pan	59.85"	18"	14.75"	Contact factory	Contact factory	\$7,314
DCFSROKS-4	Radial food shield, sneeze guard front, outside, single service, 4 pan	76.35"	18"	14.75"	Contact factory	Contact factory	\$8,451
DCFSROKS-5	Radial food shield, sneeze guard front, outside single service 5 pan	92.53"	18"	14.75"	Contact factory	Contact factory	\$9,587
DCFSRKD-2	Radial food shield, sneeze guard front, dual service, 2 pan	43.09"	35.50"	15"	Contact factory	Contact factory	\$8,525
DCFSRKD-3	Radial food shield, sneeze guard front, dual service, 3 pan	59.85"	35.50"	15"	Contact factory	Contact factory	\$10,167
DCFSRKD-4	Radial food shield, sneeze guard front, dual service, 4 pan	76.35"	35.50"	15"	Contact factory	Contact factory	\$11,832
DCFSRKD-5	Radial food shield, sneeze guard front, dual service 5 pan	92.53"	35.50"	15"	Contact factory	Contact factory	\$13,517

Flexishield® Powdercoat

Black Powdercoat

DCFSBP-RIG-2 RIG-2 style radial food shield.....	\$791	DCFSBP-RIKS-4 RIKS-4 style radial food shield.....	\$1,298
DCFSBP-RIG-3 RIG-3 style radial food shield.....	\$1,175	DCFSBP-RIKS-5 RIKS-5 style radial food shield.....	\$1,584
DCFSBP-RIG-4 RIG-4 style radial food shield.....	\$1,378	DCFSBP-ROKS-2 ROKS-2 style radial food shield.....	\$743
DCFSBP-RIG-5 RIG-5 style radial food shield.....	\$1,689	DCFSBP-ROKS-3 ROKS-3 style radial food shield.....	\$1,106
DCFSBP-ROG-2 ROG-2 style radial food shield.....	\$791	DCFSBP-ROKS-4 ROKS-4 style radial food shield.....	\$1,298
DCFSBP-ROG-3 ROG-3 style radial food shield.....	\$1,175	DCFSBP-ROKS-5 ROKS-5 style radial food shield.....	\$1,584
DCFSBP-ROG-4 ROG-4 style radial food shield.....	\$1,378	DCFSBP-RKD-2 RKD-2 style radial food shield.....	\$977
DCFSBP-ROG-5 ROG-5 style radial food shield.....	\$1,681	DCFSBP-RKD-3 RKD-3 style radial food shield.....	\$1,453
DCFSBP-RIKS-2 RIKS-2 style radial food shield.....	\$743	DCFSBP-RKD-4 RKD-4 style radial food shield.....	\$1,702
DCFSBP-RIKS-3 RIKS-3 style radial food shield.....	\$1,106	DCFSBP-RKD-5 RKD-5 style radial food shield.....	\$2,079

SE-H/SES-H SERIES - HEATED SERVING COUNTERS

SE-C/SES-C SERIES - COLD PAN SERVING COUNTERS

Shelleybasic®
by Delfield

Product Information

- SE-H and SES-H Series counters are standard with 12" x 20" x 6" deep stainless steel heated food wells, cord and plug, and 5" diameter swivel, locking casters. (Note: when lights are used over the hot wells, incandescent lights will be used due to heat.)
- 16 gauge stainless steel tops.
- SE-H and SES-H models are standard with Delfield's exclusive Delrite™ ABS or reversible laminated modesty panels in front and ends of unit.
- Black laminate backs each modesty panel.
- Units are standard with drain and gate valve.
- All electrical connections are 60 hertz, single phase. Electrical accessories may change listed amperage and plug
- SES-H models are 30" high overall
- SE-H models are 36" high overall
- One year parts and 90 day labor standard warranty. Additional warranties available, see below



SE-H3
Shown with optional
ABS panels

Specifications - Contact factory for pricing.

MODEL NUMBER	DESCRIPTION	OVERALL			AMP	VOLTS	WATTS	NEMA PLUG	SHIP WEIGHT	FREIGHT CLASS
		L	D	H						
SHELLEYBASIC HEATED COUNTERS										
SE-H2	2 food wells	39"	29"	36"	10.0/11.0	120/208-230	2000/2400	14-20P	215	100
SE-H3	3 food wells	50"	29"	36"	15.0/16.0	120/208-230	3000/3600	14-20P	265	100
SE-H4	4 food wells	64"	29"	36"	20.0/22.0	120/208-230	4000/4800	14-30P	320	100
SE-H5	5 food wells	78"	29"	36"	24.0/27.0	120/208-230	5000/6000	14-50P	410	100
SE-H6	6 food wells	92"	29"	36"	29.0/32.0	120/208-230	6000/7000	14-50P	500	100

Add S for 30" high models. (Example SES-H)

Shelleybasic accessories and modifications can be found on pages 82-85.

Product Information

- SE-C and SES-C Series counters are standard with 9" deep stainless steel Bloomington style cold pan (recessed 2", accommodates 6" deep pans), condensing unit, drain with valve, cord and plug and 5" swivel, locking casters
- 16 gauge stainless steel tops.
- SE-C and SES-C are open on the operator's side, furnished with a full bottom stainless steel shelf.
- SE-C and SES-C models are standard with Delfield's exclusive Delrite™ ABS or reversible laminated modesty panels in front and ends of unit.
- Black laminate backs each modesty panel.
- Electrical accessories may change listed amperage and plug
- SES-C models are 30" high overall
- SE-C models are 36" high overall
- One year parts and 90 day labor standard warranty. Additional warranties available, see below.



SE-C3
Shown with ABS side
panels, melamine
front and optional
trayslide

Specifications - Contact factory for pricing.

MODEL NUMBER	12 X 20 X 4 PANS HELD	OVERALL			H.P.	AMP	VOLTS	NEMA PLUG	SHIP WEIGHT	FREIGHT CLASS
		L	D	H						
SHELLEYBASIC REFRIGERATED COLD PAN SERVING COUNTERS										
SE-C2	2	39"	29"	36"	1/5	4.0	115	5-15P	340	100
SE-C3	3	50"	29"	36"	1/5	4.0	115	5-15P	415	100
SE-C4	4	64"	29"	36"	1/4	7.0	115	5-15P	490	100
SE-C5	5	78"	29"	36"	1/4	7.0	115	5-15P	565	100
SE-C6	6	92"	29"	36"	1/3	8.0	115	5-15P	640	100

Add S for 30" high models. (Example SES-C)

Shelleybasic accessories and modifications can be found on pages 82-85.

Additional Warranties	
Net Pricing	
One year parts and labor contract-----	\$305
Two year parts and labor contract-----	\$571
Five year compressor warranty	
1/5 H.P. -----	\$118
1/4 H.P. -----	\$118
1/3 H.P. -----	\$139

SHELLEYBASIC® SERVING LINES

SE-HC/SES-HC SERIES - HOT/COLD COMBINATION SERVING COUNTERS

SE-I/SES-I SERIES - ICE COOLED SERVING COUNTERS

Shelleybasic®
by Delfield



SE-HC3

Shown with option SE-KS single service buffet shield

Product Information

- SE-HC and SES-HC Series counters are standard with single 8" deep stainless steel food tank (which can be switched from heated to chilled operation with the flip of a switch), condensing unit, drain with valve, cord and plug, and 5" swivel, locking casters
- 16 gauge stainless steel tops.
- SE-HC and SES-HC units are open on the operator's side, furnished with a full bottom stainless steel shelf
- SE-HC and SES-HC models are standard with Delfield's exclusive Delrite™ ABS or laminated modesty panels in front and ends of unit
- Black laminate backs each modesty panel.
- Electrical accessories may change listed amperage and plug
- SES-H models are 30" high overall
- SE-H models are 36" high overall
- One year parts and 90 day labor standard warranty. Additional warranties available, see below
- Adapter bars are provided as standard

Choose from Laminate or Delfield's exclusive Delrite™ ABS panels. ABS panels are available in black & light blue. Contact Delfield for a color chart or visit www.delfield.com.

Specifications - Contact factory for pricing.

MODEL NUMBER	12 X 20 PANS HELD	OVERALL			H.P.	AMP	VOLTS	NEMA PLUG	SHIP WEIGHT	FREIGHT CLASS
		L	D	H						
SHELLEYBASIC HOT/COLD SELF-CONTAINED COMBINATION COUNTERS										
SE-HC2	2	39"	29"	36"	1/4	25.0	120	5-50P	350	100
SE-HC3	3	50"	29"	36"	1/4	21.0	120/208-230	14-30P	425	100
SE-HC4	4	64"	29"	36"	1/4	21.0	120/208-230	14-30P	500	100
SE-HC5	5	78"	29"	36"	1/4	43.0	120/208-230	14-60P	575	100
SE-HC6	6	92"	29"	36"	1/3	43.0	120/208-230	14-60P	650	100

Add 5 for 30" high models. (Example SES-HC)

Shelleybasic accessories and modifications can be found on pages 82-85.

Product Information

- SE-I and SES-I Series counters are standard with stainless steel ice pan, perforated false bottom, drain with valve and 5" swivel, locking casters
- 16 gauge stainless steel tops.
- SE-I and SES-I are open on the operator's side, furnished with a full bottom stainless steel shelf
- SE-I and SES-I models are standard with Delfield's exclusive Delrite™ ABS or laminated melamine panels in front and ends of unit
- Black laminate backs each modesty panel.
- SES-I models are 30" high overall
- SE-I models are 36" high overall
- One year parts and 90 day labor standard warranty. Additional warranties available, see below

Specifications - Contact factory for pricing.

MODEL NUMBER	12 X 20 PANS HELD	OVERALL			SHIP WEIGHT	FREIGHT CLASS
		L	D	H		
SHELLEYBASIC ICE COOLED SERVING COUNTERS						
SE-I2	2	39"	29"	36"	200	100
SE-I3	3	50"	29"	36"	245	100
SE-I4	4	64"	29"	36"	280	100
SE-I5	5	78"	29"	36"	330	100
SE-I6	6	92"	29"	36"	380	100

Add 5 for 30" high models. (Example SES-I)

Shelleybasic accessories and modifications can be found on pages 82-85.

Additional Warranties

Net Pricing

One year parts and labor contract-----\$305

Two year parts and labor contract -----\$571

Five year compressor warranty
1/4 H.P. -----\$118
1/3 H.P. -----\$139

SE-F/SES-F SERIES - FROST TOP SERVING COUNTERS

SE-U/SES-U SERIES - UTILITY COUNTERS

Shelleybasic[®]
by Delfield



SE-F2
Shown with optional
fold-down tray slide
(SE-A)

Product Information

- SE-F and SES-F Series counters are standard with stainless steel frost top, condensing units, cord and plug and 5" diameter swivel, locking casters
- 16 gauge stainless steel tops.
- All electrical connections are 60 hertz, single phase
- SE-F and SES-F units open on the operator's side, furnished with a full bottom stainless steel shelf
- SE-F and SES-F models are standard with Delfield's exclusive Delrite™ ABS or laminated modesty panels in front and ends of unit
- Black laminate backs each modesty panel.
- SES-F models are 30" high overall
- SE-F models are 36" high overall
- One year parts and 90 day labor standard warranty. Additional warranties available, see below.

Specifications - Contact factory for pricing.

MODEL NUMBER	Description	OVERALL			AMP	H.P.	VOLTS	NEMA PLUG	SHIP WEIGHT	FREIGHT CLASS
		L	D	H						
SHELLEYBASIC FROST TOP SERVING COUNTERS										
SE-F2	frost top	39"	29"	36"	7.5	1/4	115	5-15P	370	100
SE-F3	frost top	50"	29"	36"	7.5	1/4	115	5-15P	445	100
SE-F4	frost top	64"	29"	36"	7.5	1/4	115	5-15P	530	100
SE-F5	frost top	78"	29"	36"	7.5	1/4	115	5-15P	600	100
SE-F6	frost top	92"	29"	36"	8	1/3	115	5-15P	670	100

Add S for 30" high models. (Example SES-F)

Shelleybasic accessories and modifications can be found on pages 82-85.

Choose from Laminate or Delfield's exclusive Delrite™ ABS panels. ABS panels are available in black & light blue. Contact Delfield for a color chart or visit www.delfield.com.

Product Information

- SE-U and SES-U Series counters are standard with stainless steel flat top and 5" swivel, locking casters
- 16 gauge stainless steel tops.
- SE-U and SES-U are open on the operator's side, furnished with a full bottom stainless steel shelf
- SE-U and SES-U models are standard with Delfield's exclusive Delrite™ ABS or laminated modesty panels in front and ends of unit
- Black laminate backs each modesty panel.
- SES-U models are 30" high overall
- SE-U models are 36" high overall
- Optional urn troughs may be added to unit to provide a beverage counter
- One year parts and 90 day labor standard warranty. Additional warranties available, see below.



SE-U3

Specifications - Contact factory for pricing.

MODEL NUMBER	DESCRIPTION	OVERALL			SHIP WEIGHT	FREIGHT CLASS
		L	D	H		
SHELLEYBASIC UTILITY COUNTERS						
SE-U2	utility, flat counter	39"	29"	36"	150	100
SE-U3	utility, flat counter	50"	29"	36"	170	100
SE-U4	utility, flat counter	64"	29"	36"	200	100
SE-U5	utility, flat counter	78"	29"	36"	230	100
SE-U6	utility, flat counter	92"	29"	36"	280	100

Add S for 30" high models. (Example SES-U)

Shelleybasic accessories and modifications can be found on pages 82-85.

Additional Warranties

Net Pricing

One year parts and labor contract-----\$305

Two year parts and labor contract -----\$571

Five year compressor warranty

1/4 H.P. -----\$118

1/3 H.P. -----\$139

SHELLEYBASIC[®] SERVING LINES

SE-CS SERIES - CASHIER STANDS

SE-TS SERIES - TRAY STANDS

Shelleybasic®
by Delfield



SE-CS

Product Information

SE-CS Series

- Locking stainless steel cash drawer, stainless steel shelf and 5" diameter swivel, locking casters
- 3" grommet hole supplied in top rear for electrical cords
- 16 gauge stainless steel top, welded, ground and polished into one integral unit
- SE-CS models are standard with Delfield's exclusive Delrite™ ABS or laminated modesty panels in front and ends of unit
- Black laminate backs each modesty panel.
- SES-CS models are 30" high overall
- SE-CS models are 36" high overall

SE-TS Series

- Locking casters, stainless steel top and tray platform. Silverware cutouts and cylinders are optional
- 16 gauge stainless steel top, welded, ground and polished into one integral unit
- SES-TS models are 30" high overall
- SE-TS models are 36" high overall
- One year parts and 90 day labor standard warranty. Additional warranties available, see below

Choose from laminate or Delfield's exclusive Delrite™ ABS panels. ABS panels are available in black & light blue. Contact Delfield for a color chart or visit www.delfield.com.

Specifications - Contact factory for pricing.

MODEL NUMBER	DESCRIPTION	OVERALL			SHIP WEIGHT	FREIGHT CLASS
		L	D	H		
SHELLEYBASIC CASHIER STAND						
SE-CS	cashier stand	29"	29"	36"	170	100

SHELLEYBASIC TRAY STAND						
SE-TS	tray stand	29"	29"	36"	140	100

Add S for 30" high models. (Example SES-CS)

Shelleybasic accessories and modifications can be found on pages 82-85.



SE-TS

Additional Warranties	
Net Pricing	
One year parts and labor contract-----	\$305
Two year parts and labor contract -----	\$571

SE-ICE SERIES - ICE CREAM COUNTERS

SE SERIES - CORNER UNITS

Shelleybasic[®]
by Delfield



SE-ICE1

Product Information

- SE-ICE Series counters are standard with condensing unit, cord and plug, 5" diameter swivel, locking casters and drain
- 16 gauge stainless steel top, welded, ground and polished into one integral unit
- Electrical connections are 60 hertz, single phase.
- SE-ICE models are 30" high overall
- SE-ICE models are 36" high overall
- SE-ICE models are standard with Delfield exclusive Delrite™ ABS or laminated modesty panels in front and ends of unit
- Black laminate backs each modesty panel.
- One year parts and 90 day labor standard warranty. Additional warranties available, see below

Specifications - Contact factory for pricing.

MODEL NUMBER	DESCRIPTION	OVERALL			AMPS	HP	VOLTS	NEMA PLUG	SHIP WEIGHT	FREIGHT CLASS
		L	D	H						
SHELLEYBASIC ICE CREAM COUNTERS - 0° F STORAGE ONLY										
SE-ICE1	84 CUPS	39"	29"	36"	5.3	1/4	115	5-15P	460	100
SE-ICE2	224 CUPS	50"	29"	36"	5.3	1/4	115	5-15P	505	100

Add 5 for 30" high models. (Example SES-ICE1)

Capacity on 30" high models: SES-ICE1 = 84 and SES-ICE2 = 224

Shelleybasic accessories and modifications can be found on pages 82-85.

Choose from Laminate or Delfield's exclusive Delrite™ ABS panels. ABS panels are available in black & light blue. Contact Delfield for a color chart or visit www.delfield.com.

Product Information

- SE Series corner units are standard with stainless steel flat top and 5" diameter swivel, locking casters
- 16 gauge stainless steel top
- SE-S models are standard with Delfield exclusive Delrite™ ABS or laminated modesty panels in front and ends of unit
- Black laminate backs each modesty panel.
- SES models are 30" high overall
- SE models are 36" overall
- One year parts and 90 day labor standard warranty. Additional warranties available, see below



SE-39

Specifications - Contact factory for pricing.

MODEL NUMBER	DESCRIPTION	OVERALL			SHIP WEIGHT	FREIGHT CLASS
		L	D	H		
CORNER UNITS						
SE-29	corner units	29"	29"	36"	110	100
SE-39	corner units	39"	29"	36"	160	100

Add 5 for 30" models. (Example SES-29)

Shelleybasic accessories and modifications can be found on pages 82-85.

Additional Warranties
Net Pricing
One year parts and labor contract-----\$305

Two year parts and labor contract -----\$571

Five year compressor warranty
1/4 H.P. -----\$118

SHELLEYBASIC[®] SERVING LINES

SHELLEYBASIC EQUIPMENT ACCESSORIES

SEE PAGES 84-86 FOR ACCESSORIES AND MODIFICATIONS PRICING.



SE-A. 10" stainless steel fold-down tray slide



SE-D. 8" polyethylene fold-down cutting board



SE-E. 8" stainless steel fold-down work shelf



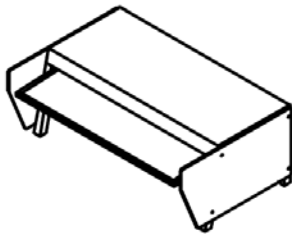
SE-U. 14" x 29" stainless steel end drop shelf



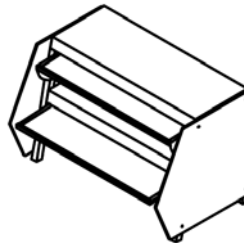
Lidlock



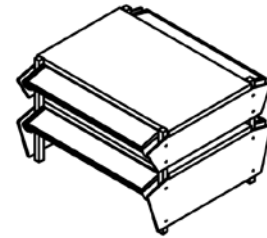
SE-SL. Sliding doors.



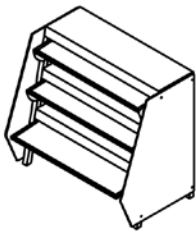
G. Glass front counter protector



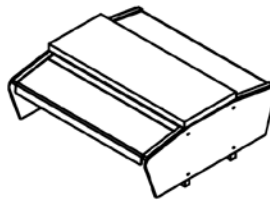
H. Two-tier display w/glass shelves and sneeze guards



HD. Double service two-tier display with glass shelves and sneeze guards



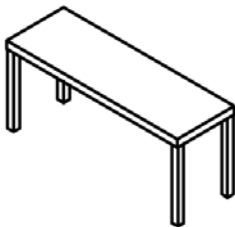
I. Three-tier display w/glass shelves and sneeze guards



KD. Double service flip-up sneeze guard shown with optional powder coating



KS. Single service flip-up sneeze guard shown with optional powder coating



J. 12" stainless steel overshef, 18-gauge

SHELLEYBASIC® SERVING LINES

SHELLEYBASIC ACCESSORIES AND MODIFICATIONS

Contact factory for pricing.

SE-H/SES-H Accessories

SE-A	10" Stainless steel fold-down tray slide
SE-D	8" Polyethylene fold-down cutting board
SE-E	8" Stainless steel fold-down work shelf
SE-F	Alignment pin (2 per unit)
SE-J	12" Stainless steel overshelf
SE-J2	Two tier 12" stainless steel overshelf
SE-LI	Light fixture (per tier)
SE-M	Radiant heat lamp with on/off switch
SE-Q	115/115A outlet
SE-U	14" x 29" Stainless steel end drop shelf
SE-V	Adjustable stainless steel leg
SE-SL	Sliding doors

SE-C/SES-C Accessories

SE-A	10" Stainless steel fold-down tray slide
SE-D	8" Polyethylene fold-down cutting board
SE-E	8" Stainless steel fold-down work shelf
SE-F	Alignment pin (2 per unit)
SE-J	12" Stainless steel overshelf
SE-J2	Two tier 12" stainless steel overshelf
SE-LI	Light fixture (per tier)
SE-M	Radiant heat lamp with on/off switch
SE-Q	115/115A outlet
SE-U	14" x 29" Stainless steel end drop shelf
SE-V	Adjustable stainless steel leg

SE-HC/SES-HC Accessories

SE-A	10" Stainless steel fold-down tray slide
SE-D	8" Polyethylene fold-down cutting board
SE-E	8" Stainless steel fold-down work shelf
SE-F	Alignment pin (2 per unit)
SE-J	12" Stainless steel overshelf
SE-J2	Two tier 12" stainless steel overshelf
SE-LI	Light fixture (per tier)
SE-M	Radiant heat lamp with on/off switch
SE-Q	115/115A outlet
SE-U	14" x 29" Stainless steel end drop shelf
SE-V	Adjustable stainless steel leg

SHELLEYBASIC ACCESSORIES AND MODIFICATIONS

Contact factory for pricing.

SE-I/SES-I Accessories

SE-A	10" Stainless steel fold-down tray slide
SE-D	8" Polyethylene fold-down cutting board
SE-E	8" Stainless steel fold-down work shelf
SE-F	Alignment pin (2 per unit)
SE-J	12" Stainless steel overshelf
SE-J2	Two tier 12" stainless steel overshelf
SE-LI	Light fixture (per tier)
SE-M	Radiant heat lamp with on/off switch
SE-Q	115/115A outlet
SE-U	14" x 29" Stainless steel end drop shelf
SE-V	Adjustable stainless steel leg
SE-SL	Sliding doors

SE-F/SES-F Accessories

SE-A	10" Stainless steel fold-down tray slide
SE-D	8" Polyethylene fold-down cutting board
SE-E	8" Stainless steel fold-down work shelf
SE-F	Alignment pin (2 per unit)
SE-J	12" Stainless steel overshelf
SE-J2	Two tier 12" stainless steel overshelf
SE-LI	Light fixture (per tier)
SE-M	Radiant heat lamp with on/off switch
SE-Q	115/115A outlet
SE-U	14" x 29" Stainless steel end drop shelf
SE-V	Adjustable stainless steel leg

SE-U/SES-U Accessories

SE-A	10" Stainless steel fold-down tray slide
SE-D	8" Polyethylene fold-down cutting board
SE-E	8" Stainless steel fold-down work shelf
SE-F	Alignment pin (2 per unit)
SE-FE	Ferruled hole – 1" diameter
SE-J	12" Stainless steel overshelf
SE-J2	Two tier 12" stainless steel overshelf
SE-LI	Light fixture (per tier)
SE-M	Radiant heat lamp with on/off switch
SE-Q	115/115A outlet
SE-U	14" x 29" Stainless steel end drop shelf
SE-URN	Urn Trough
SE-V	Adjustable stainless steel leg
SE-SL	Sliding doors

SHELLEYBASIC ACCESSORIES AND MODIFICATIONS

Contact factory for pricing.

SE-CS/SE-TS ACCESSORIES

SE-A	10" Stainless steel fold-down tray slide
SE-D	8" Polyethylene fold-down cutting board
SE-E	8" Stainless steel fold-down work shelf
SE-F	Alignment pin (2 per unit)
SE-Q	115/115A outlet
SE-U	14" x 29" Stainless steel end drop shelf
SE-V	Adjustable stainless steel leg
SE-SL	Sliding doors
SE-FE	Ferruled hole – 1" diameter
SE-SW8	8 Silverware holders

SE-ICE Accessories

SE-A	10" Stainless steel fold-down tray slide
SE-D	8" Polyethylene fold-down cutting board
SE-E	8" Stainless steel fold-down work shelf
SE-F	Alignment pin (2 per unit)
SE-Q	115/115A outlet
SE-U	14" x 29" Stainless steel end drop shelf
SE-V	Adjustable stainless steel leg

SE Accessories

SE-A	10" Stainless steel fold-down tray slide
SE-D	8" Polyethylene fold-down cutting board
SE-E	8" Stainless steel fold-down work shelf
SE-F	Alignment pin (2 per unit)
SE-FE	Ferruled hole – 1" diameter
SE-Q	115/115A outlet
SE-U	14" x 29" Stainless steel end drop shelf
SE-V	Adjustable stainless steel leg
SE-SL	Sliding doors
SE-PSS20	20-gauge stainless steel panels

Shelleybasic Counter Protectors

G	Glass front counter protector
H	Two-tier display w/glass shelves & sneeze guard
HD	Double service two-tier display with sneeze guard
I	Three-tier display w/glass shelves & sneeze guard
J	12" stainless steel overshef, 18-gauge
KD	Double service flip-up sneeze guard
KS	Single service flip-up sneeze guard
SE-LF	Fluorescent lights

SG32C 3" adjustable height caster, 3" adjustable (set of 4)

SG36 Shelley Correctional Package

SH SERIES - MOBILE HEATED SERVING COUNTERS

Shelleysteel[®]
by Delfield



SH-3-NU

Shown with the following options:
G—glass front counter protector
A—12" stainless steel V
fold-down tray slide



SH-4-NU

Shown with the following options:
KS—glass front counter protector
A—12" stainless steel V
fold-down tray slide

Product Information

- 14-gauge stainless steel top
- 18-gauge stainless steel exterior body
- 14-gauge galvanized bottom
- SH units have heated under storage compartment, provided with removable pan slides. SH-NU units have enclosed bases with no under storage
- A maximum 10' long cord and plug are supplied standard
- Electrical connections are 60 hertz, single phase. Three-phase design is available for an additional charge. Electrical accessories may change listed amperage and plug
- Top has two to six electrically heated, recessed die stamped stainless steel hot food warmers. Each warmer accommodates one 12" x 20" x 6" pan
- All exterior panels reinforced with overlapping corners, welded in place
- All body cutouts reinforced with 14-gauge channel supports
- Choose from an almost unlimited selection of laminate colors and textures to add color to any room
- All units are standard on 5" polyurethane swivel locking casters for easy cleaning
- Easy to use stainless steel interlock system is standard on base and tray slides
- Easily modified with a complete array of standard accessories
- Counter heights available from 28" to 36" in 2" increments
- Add eye catching decal packages or bright canopies to create a distinctive look!
- Features new easy access panel for quick replacement of heating element.
- One year parts and 90 day labor standard warranty. Additional warranties available, see below

Specifications - Contact factory for pricing.

MODEL NUMBER	DESCRIPTION	OVERALL			AMP	VOLTS	WATTS	NEMA PLUG	SHIP WEIGHT	FREIGHT CLASS
		L	D	H						
SHELLEYSSTEEL HEATED SERVING COUNTERS										
With heated understorage										
SH-2	2 food wells	36"	30"	36"	15.0	120/208-230	2900/3300	14-20P	380	100
SH-3	3 food wells	50"	30"	36"	20.0	120/208-230	3900/4500	14-30P	460	100
SH-4	4 food wells	60"	30"	36"	26.0	120/208-230	4900/5700	14-50P	550	100
SH-5	5 food wells	74"	30"	36"	31.0	120/208-230	5900/6900	14-50P	660	100
SH-6	6 food wells	96"	30"	36"	37.0	120/208-230	6900/7900	14-50P	720	100
Without understorage										
SH-2-NU	2 food wells	36"	30"	36"	11.0	120/208-230	2000/2400	14-20P	225	100
SH-3-NU	3 food wells	50"	30"	36"	16.0	120/208-230	3000/3600	14-20P	275	100
SH-4-NU	4 food wells	60"	30"	36"	22.0	120/208-230	4000/4800	14-30P	330	100
SH-5-NU	5 food wells	74"	30"	36"	28.0	120/208-230	5000/6000	14-50P	420	100
SH-6-NU	6 food wells	96"	30"	36"	33.0	120/208-230	6000/7000	14-50P	510	100

Shelleysteel accessories and modifications can be found on pages 104-113.

Additional Warranties

Net Pricing

One year parts and labor
contract-----\$305

Two year parts and labor
contract-----\$571

SCSC-B SERIES - MOBILE REFRIGERATED COLD PAN SERVING COUNTERS

SCSC-EF SERIES - LIQUITEC REFRIGERATED COLD PAN

Shelleysteel®
by Delfield

Product Information

- 14-gauge stainless steel top
- 18-gauge stainless steel exterior body
- 14-gauge galvanized bottom
- On/off switch mounted to exterior of unit
- A maximum 10' long cord and plug are supplied standard
- All exterior panels reinforced with overlapping corners, welded in place
- All body cutouts reinforced with 14-gauge channel supports
- Choose from an almost unlimited selection of laminate colors and textures to add color to any room
- Electrical connections are 60 hertz, single phase. Electrical accessories may change listed amperage and plug
- All units are standard on 5" polyurethane swivel locking casters for easy cleaning
- Easy to use stainless steel interlock system is standard on base and tray slides
- Easily modified with a complete array of standard accessories
- Add eye catching decal packages or bright canopies to create a distinctive look!
- Counter heights available from 28" to 36" in 2" increments
- Environmentally friendly HFC-404A refrigerant
- One year parts and 90 day labor standard warranty. Additional warranties available, see below

SCSC-B

- SCSC-B Series counters are standard with 7" deep refrigerated cold pan. Cold pans are fully insulated with foamed in place polyurethane insulation
- Pans recessed 2" from top edge of counter
- SCSC-B models are standard with enclosed base
- Cold pans are standard with drain with valve
- Adapter bars will be furnished at no additional charge if requested on original order only. Pans are supplied by others
- Optional open shelf and dry door inserts can be added to all models and lengths. Refrigerated insert can be added to 60", 74", or 96" long units

SCSC-EF

- The LiquiTec cold pan has two – six die stamped openings with depressed edges, each well, holding one 12" x 20" pan (pans supplied by others)
- Eutectic fluid completely surrounds each cold pan providing the maximum-- five sided cooling
- All SCSC-EF models meet NSF 7 with pans completely flush with counter
- Cold pan is fully insulated with foamed in place polyurethane insulation



SCSC-74-B
pans by others



SCSC-60-EF
Shown with optional laminate, canopy, custom counter protector and extended base



Patented LiquiTec® Technology brings food and pans completely flush!

Specifications - Contact factory for pricing.

MODEL NUMBER	COLD PAN SIZE	DIMENSIONS			AMP	H.P.	VOLTS	NEMA PLUG	SHIP WEIGHT	FREIGHT CLASS
		L	D	H						
SHELLEYSTEEL REFRIGERATED COLD PAN SERVING COUNTERS										
SCSC-36-B	26" X 21.62"	36"	30"	36"	7.0	1/4	115	5-15P	350	100
SCSC-50-B	39" X 21.62"	50"	30"	36"	7.0	1/4	115	5-15P	425	100
SCSC-60-B	52" X 21.62"	60"	30"	36"	7.0	1/4	115	5-15P	500	100
SCSC-74-B	65" X 21.62"	74"	30"	36"	7.0	1/4	115	5-15P	575	110
SCSC-96-B	78" X 21.62"	96"	30"	36"	7.0	1/4	115	5-15P	650	110

SHELLEYSTEEL LIQUITEC COLD PAN SERVING COUNTER WITH PATENTED LiquiTec® TECHNOLOGY

SCSC-36-EF	2 pan cap	36"	30"	36"	7.0	1/4	115	5-15P	380	100
SCSC-50-EF	3 pan cap	50"	30"	36"	7.0	1/4	115	5-15P	455	100
SCSC-60-EF	4 pan cap	60"	30"	36"	7.0	1/4	115	5-15P	530	100
SCSC-74-EF	5 pan cap	74"	30"	36"	7.0	1/4	115	5-15P	615	100
SCSC-96-EF	6 pan cap	96"	30"	36"	7.0	1/4	115	5-15P	680	100

Shelleysteel accessories and modifications can be found on pages 104-113.

Additional Warranties Net Pricing

One year parts and labor contract-----\$305

Two year parts and labor contract -----\$571

Five year compressor warranty
1/4 H.P. -----\$118

SHCR-B SERIES - HOT/COLD COMBINATION COUNTERS

SHC SERIES- ICE COOLED HOT/COLD COMBINATION COUNTERS

Shelleysteel®
by Delfield



SH2CR-60-B

Shown with the following options:

A. 12" stainless steel V fold down

E. 10" wide stainless steel folddown work shelf

KS. single service flip up sneeze guard
U. End shelf

Product Information

- Save space by having both hot and cold in one convenient location
- 14-gauge stainless steel top
- 18-gauge stainless steel exterior body
- 14-gauge galvanized bottom
- All SHCR-B models are standard with enclosed bases
- Top has one to four electrically heated, recessed die-stamped stainless steel hot food warmers. Each warmer accommodates a 12" x 20" x 6" pan (pans supplied by others)
- Note: When lights with heat lamps are used over hot wells, incandescent light fixtures will be used due to heat.
- A maximum 10' long cord and plug are supplied standard
- Electrical connections are 60 hertz, single phase. Three-phase design is available for an additional charge. Electrical accessories may change listed amperage and plug
- All exterior panels reinforced with overlapping corners, welded in place
- All body cutouts reinforced with 14-gauge channel supports
- Choose from an almost unlimited selection of laminate colors and textures to add color to any room
- All units are standard on 5" polyurethane swivel locking casters for easy cleaning
- Easy to use stainless steel interlock system is standard on base and tray slides
- Easily modified with a complete array of standard accessories
- Counter heights available from 28" to 36" in 2" increments
- Add eye catching decal packages or bright canopies to create a distinctive look!
- One year parts and 90 day labor standard warranty. Additional warranties available, see below

SHCR-B ONLY

- The refrigerated cold pan is 7" deep constructed of stainless steel. Cold pan is equipped with a 1" drain with valve
 - Meets NSF requirements with 3" recessed pans
 - Environmentally friendly HFC-404A refrigerant
- #### SHC ONLY
- Insulated ice pan is 7" deep and constructed of 22-gauge stainless steel. Perforated false bottom, and drain with valve is standard

Specifications - Contact factory for pricing.

MODEL NUMBER	HOT WELLS	COLD PAN SIZE	DIMENSIONS			AMP	H.P.	VOLTS	WATTS	NEMA PLUG	SHIP WEIGHT	FREIGHT CLASS
			L	D	H							
SHELLEYSSTEEL SELF-CONTAINED HOT AND COLD COMBINATION COUNTERS												
SHCR-50-B	1	26" X 21.62"	50"	30"	36"	16.0	1/4	120	1000	5-20P	475	100
SHCR-60-B	1	39" X 21.62"	60"	30"	36"	16.0	1/4	120	1000	5-20P	575	100
SH2CR-62-B	2	26" X 21.62"	62"	30"	36"	18.0	1/4	120/208-230	2000/2400	14-30P	575	100
SHCR-74-B	1	52" X 21.62"	74"	30"	36"	16.0	1/4	120	1000	5-20P	688	100
SH2CR-74-B	2	39" X 21.62"	74"	30"	36"	18.0	1/4	120/208-230	2000/2400	14-30P	690	100
SHCR-96-B	1	65" X 21.62"	96"	30"	36"	16.0	1/4	120	1000	5-20P	730	100
SH2CR-96-B	2	52" X 21.62"	96"	30"	36"	18.0	1/4	120/208-230	2000/2400	14-30P	740	100
SH3CR-96-B	3	39" X 21.62"	96"	30"	36"	23.0	1/4	120/208-230	3000/3600	14-30P	750	100
SH4CR-96-B	4	26" X 21.62"	96"	30"	36"	29.0	1/4	120/208-230	4000/4800	14-50P	760	100

Shelleysteel accessories and modifications can be found on pages 104-113.

For LiquiTec® option, see accessory pages.

Specifications - Contact factory for pricing.

MODEL NUMBER	HOT WELLS	COLD PAN SIZE	OVERALL			AMP	H.P.	VOLTS	MAX WATTS	NEMA PLUG	SHIP WEIGHT	FREIGHT CLASS
			L	D	H							
SHELLEYSSTEEL ICE-COOLED HOT AND COLD COMBINATION COUNTERS												
SHC-50-NU	1	26" X 21.62"	50"	30"	36"	9.0	—	120	1000	5-15P	300	100
SHC-60-NU	1	39" X 21.62"	60"	30"	36"	9.0	—	120	1000	5-15P	350	100
SH2C-62-NU	2	26" X 21.62"	62"	30"	36"	11.0	—	120/208-230	2000/2400	14-20P	350	100
SHC-74-NU	1	52" X 21.62"	74"	30"	36"	9.0	—	120	1000	5-15P	400	100
SH2C-74-NU	2	26" X 21.62"	74"	30"	36"	11.0	—	120/208-230	2000/2400	14-20P	410	100
SH3C-74-NU	3	26" X 21.62"	74"	30"	36"	16.0	—	120/208-230	3000/3600	14-20P	420	100
SHC-96-NU	1	65" X 21.62"	96"	30"	36"	9.0	—	120	1000	5-15P	425	100
SH2C-96-NU	2	52" X 21.62"	96"	30"	36"	11.0	—	120/208-230	2000/2400	14-20P	430	100
SH3C-96-NU	3	39" X 21.62"	96"	30"	36"	16.0	—	120/208-230	3000/3600	14-20P	450	100
SH4C-96-NU	4	26" X 21.62"	96"	30"	36"	22.0	—	120/208-230	4000/4800	14-30P	460	100

Shelleysteel accessories and modifications can be found on pages 104-113.

Additional Warranties

Net Pricing

One year parts and labor contract-----\$305

Two year parts and labor contract -----\$571

Five year compressor warranty
1/4 H.P. -----\$118

SCFT-NU SERIES - FROST TOP SERVING COUNTERS

Shelleysteel®
by Delfield

Product Information

- 14-gauge stainless steel top
- 18-gauge stainless steel exterior body
- 14-gauge galvanized bottom
- Frost top is 18-gauge stainless steel, one piece construction; perimeter drain with valve located at bottom of unit standard
- 18" x 26" sheet pan can rest on frost top
- On/off switch located on exterior of unit
- SCFT units are standard with enclosed base
- Meets NSF requirements
- Environmentally friendly R404A refrigerant
- A maximum 10' long cord and plug are supplied standard
- Electrical connections are 60 hertz, single phase. Electrical accessories may change listed amperage and plug
- All exterior panels reinforced with overlapping corners, welded in place
- All body cutouts reinforced with 14-gauge channel supports
- All units are standard on 5" polyurethane swivel locking casters for easy cleaning
- Easy to use stainless steel interlock system is standard on base and tray slides
- Easily modified with a complete array of standard accessories
- Counter heights available from 28" to 36" in 2" increments
- Choose from an almost unlimited selection of laminate colors and textures to add color to any room
- Add eye catching decal packages or bright canopies to create a distinctive look!
- Environmentally friendly HFC-404A refrigerant
- One year parts and 90 day labor standard warranty. Additional warranties available, see below



SCFT-74-NU



Add eye catching decal packages or bright canopies to create a distinctive look!

Specifications - Contact factory for pricing.

MODEL NUMBER	DESCRIPTION	OVERALL			AMP	H.P.	VOLTS	NEMA PLUG	SHIP WEIGHT	FREIGHT CLASS
		L	D	H						
SHELLEYSSTEEL FROST TOP SERVING COUNTERS										
Without understorage										
SCFT-36-NU	frost top	36"	30"	36"	7.0	1/4	115	5-15P	380	100
SCFT-50-NU	frost top	50"	30"	36"	7.0	1/4	115	5-15P	455	100
SCFT-60-NU	frost top	60"	30"	36"	7.0	1/4	115	5-15P	540	100
SCFT-74-NU	frost top	74"	30"	36"	7.0	1/3	115	5-15P	610	110
SCFT-96-NU	frost top	96"	30"	36"	7.0	1/3	115	5-15P	680	110

Shelleysteel accessories and modifications can be found on pages 104-113.

Additional Warranties Net Pricing

One year parts and labor contract-----\$305

Two year parts and labor contract -----\$571

Five year compressor warranty
1/4 H.P. -----\$118
1/3 H.P. -----\$139

SHELLEYSSTEEL® SERVING LINES

SCI SERIES - ICE PAN SERVING COUNTERS

Shelleysteel®
by Delfield



SCI-60-NU

Shown with the following options:
C. 10" wide three-bar fold down tray slide
H. Two tier display with glass shelves and sneeze guards

Product Information

- 14-gauge stainless steel top
- 18-gauge stainless steel exterior body
- 14-gauge galvanized bottom
- Best for use where electricity is not available
- Insulated ice pan is 7" deep and is standard with the following: perforated false bottom, drain with valve
- SCI units are standard with dry hinged door storage compartment, while SCI-NU units have enclosed bases with no under storage
- Meets NSF requirements
- All exterior panels reinforced with overlapping corners, welded in place
- All body cutouts reinforced with 14-gauge channel supports
- All units are standard on 5" polyurethane swivel locking casters for easy cleaning
- Easy to use stainless steel interlock system is standard on base and tray slides
- Easily modified with a complete array of standard accessories
- Choose from an almost unlimited selection of laminate colors and textures to add color to any room
- Add eye catching decal packages or bright canopies to create a distinctive look!
- One year parts and 90 day labor standard warranty. Additional warranties available, see below

Specifications - Contact factory for pricing.

MODEL NUMBER	ICE PAN SIZE	OVERALL			SHIP WEIGHT	FREIGHT CLASS
		L	D	H		
SHELLEYSSTEEL ICE PAN SERVING COUNTERS						
With dry understorage						
SCI-36	26" x 21.62"	36"	30"	36"	240	110
SCI-50	39" x 21.62"	50"	30"	36"	285	110
SCI-60	52" x 21.62"	60"	30"	36"	320	110
SCI-74	65" x 21.62"	74"	30"	36"	360	110
SCI-96	78" x 21.62"	96"	30"	36"	400	110
Without understorage						
SCI-36-NU	26" x 21.62"	36"	30"	36"	200	110
SCI-50-NU	39" x 21.62"	50"	30"	36"	245	110
SCI-60-NU	52" x 21.62"	60"	30"	36"	280	110
SCI-74-NU	65" x 21.62"	74"	30"	36"	330	110
SCI-96-NU	78" x 21.62"	96"	30"	36"	380	110

Shelleysteel accessories and modifications can be found on pages 104-113.

Additional Warranties Net Pricing

One year parts and labor
contract-----\$305

Two year parts and labor
contract-----\$571

SCU SERIES - BEVERAGE COUNTERS

Shelleysteel[®]
by Delfield



SCU-50-NU
Shown with optional legs

Product Information

- 14-gauge stainless steel top
- 18-gauge stainless steel exterior body
- 14-gauge galvanized bottom
- Reinforced top includes a stainless steel drain trough with removable stainless steel anti-splash drip gate. (Trough is standard on customer side, available on operator side if specified.)
- Drain trough has a 1" drain plumbed to a drain valve located at the bottom of the unit
- SCU models are standard with dry hinged door storage compartment
- Meets NSF requirements
- All exterior panels reinforced with overlapping corners, welded in place
- All body cutouts reinforced with 14-gauge channel supports
- All units are standard on 5" polyurethane swivel locking casters for easy cleaning
- Easy to use stainless steel interlock system is standard on base and tray slides
- Easily modified with a complete array of standard accessories
- Choose from an almost unlimited selection of laminate colors and textures to add color to any room
- Add eye catching decal packages or bright canopies to create a distinctive look!
- One year parts and 90 day labor standard warranty. Additional warranties available, see below

Specifications - Contact factory for pricing.

MODEL NUMBER	DESCRIPTION	L	OVERALL D	H	SHIP WEIGHT	FREIGHT CLASS
SHELLEYSSTEEL BEVERAGE COUNTERS						
With dry understorage						
SCU-36	24" urn trough	36"	30"	36"	200	125
SCU-50	36" urn trough	50"	30"	36"	230	125
SCU-60	48" urn trough	60"	30"	36"	270	125
SCU-74	60" urn trough	74"	30"	36"	300	125
SCU-96	82" urn trough	96"	30"	36"	340	125
Without understorage						
SCU-36-NU	24" urn trough	36"	30"	36"	170	125
SCU-50-NU	36" urn trough	50"	30"	36"	190	125
SCU-60-NU	48" urn trough	60"	30"	36"	230	125
SCU-74-NU	60" urn trough	74"	30"	36"	260	125
SCU-96-NU	82" urn trough	96"	30"	36"	300	125

Shelleysteel accessories and modifications can be found on pages 104-113.

Additional Warranties	
Net Pricing	
One year parts and labor contract-----	\$305
Two year parts and labor contract-----	\$571

SC SERIES - ALL PURPOSE COUNTERS

Shelleysteel®
by Delfield



SC-50-NU

Shown with the following options:

- A. 12" stainless steel V fold down tray slide
- G. Glass front counter protector
- P. Open understorage with shelf

Product Information

- 14-gauge stainless steel top
- 18-gauge stainless steel exterior body
- 14-gauge galvanized bottom
- Flat 14-gauge stainless steel top
- SC models are standard with dry hinged door storage compartment
- Meets NSF requirements
- All exterior panels reinforced with overlapping corners, welded in place
- All body cutouts reinforced with 14-gauge channel supports
- All units are standard on 5" polyurethane swivel locking casters for easy cleaning
- Easy to use stainless steel interlock system is standard on base and tray slides
- Easily modified with a complete array of standard accessories
- Choose from an almost unlimited selection of laminate colors and textures to add color to any room
- Add eye catching decal packages or bright canopies to create a distinctive look!
- One year parts and 90 day labor standard warranty. Additional warranties available, see below

Specifications - Contact factory for pricing.

MODEL NUMBER	DESCRIPTION	OVERALL			SHIP WEIGHT	FREIGHT CLASS
		L	D	H		
SHELLEYSTEEL ALL PURPOSE COUNTERS						
With dry understorage						
SC-28	dry storage	28"	30"	36"	165	125
SC-36	dry storage	36"	30"	36"	185	125
SC-50	dry storage	50"	30"	36"	205	125
SC-60	dry storage	60"	30"	36"	240	125
SC-74	dry storage	74"	30"	36"	270	125
SC-96	dry storage	96"	30"	36"	310	125
Without understorage						
SC-28-NU	enclosed base	28"	30"	36"	120	125
SC-36-NU	enclosed base	36"	30"	36"	160	125
SC-50-NU	enclosed base	50"	30"	36"	180	125
SC-60-NU	enclosed base	60"	30"	36"	210	125
SC-74-NU	enclosed base	74"	30"	36"	240	125
SC-96-NU	enclosed base	96"	30"	36"	280	125

Shelleysteel accessories and modifications can be found on pages 104-113.



SC-60-NU



SHELLEYSTEEL® SERVING LINES

Additional Warranties

Net Pricing

One year parts and labor contract-----\$305

Two year parts and labor contract-----\$571

SCM SERIES - SHELLYSTEEL MILK COUNTERS

SCF SERIES- SHELLYSTEEL ICE CREAM COUNTERS

SCFM SERIES - SHELLYSTEEL MILK AND ICE CREAM COUNTERS

Shelleysteel[®]
by Delfield

Product Information

- 18-gauge stainless steel exterior body
- 14-gauge galvanized bottom
- 14-gauge stainless steel top
- Top has one; two, three or four die stamped openings and is provided with hinged stainless steel removable lids
- Watertight inner liner has radius corners for easy cleaning
- Equipped with a drain plumbed to a drain valve
- Refrigerated compartment is equipped with automatic self-leveling, field adjustable elevators. Divider trays are supplied
- 60 hertz, single phase electrical standard
- 10' cord and plug standard
- Meets NSF requirements
- All exterior panels reinforced with overlapping corners, welded in place
- All body cutouts reinforced with 14-gauge channel supports
- All units are standard on 5" polyurethane swivel locking casters for easy cleaning
- Easy to use stainless steel interlock system is standard on base and tray slides
- Easily modified with a complete array of standard accessories
- Choose from an almost unlimited selection of laminate colors and textures to add color to any room
- One year parts and 90 day labor standard warranty. Additional warranties available, see below



SCM-50

SCM SERIES ONLY

- Milk capacities are based on half pint, 2.75" x 2.75" gable top cartons

- HFC-134A refrigerant is standard

SCF SERIES ONLY

- Ice cream capacities are based on 3" diameter, three ounce cups

- HFC-404A refrigerant is standard

SCFM SERIES ONLY

- Milk capacities are based on half pint, 2.75" x 2.75" gable top cartons

- HFC-134A refrigerant is standard

Specifications - Contact factory for pricing.

MODEL NUMBER	LID(S)	CAPACITY	L	D	H	AMP	H.P.	VOLTS	NEMA PLUG	SHIP WEIGHT	FREIGHT CLASS
SHELLYSTEEL MILK COUNTERS—40°F STORAGE ONLY											
SCM-36	1	126 cartons	36"	30"	36"	5.0	1/4	115	5-15P	400	92.5
SCM-50	2	252 cartons	50"	30"	36"	5.0	1/4	115	5-15P	450	92.5
SCM-60	3	378 cartons	60"	30"	36"	5.0	1/4	115	5-15P	500	92.5
SCM-74	4	504 cartons	74"	30"	36"	5.0	1/4	115	5-15P	550	92.5
SHELLYSTEEL ICE CREAM COUNTERS—0°F STORAGE ONLY											
SCF-36	1	210 cups	36"	30"	36"	7.1	1/4	115	5-15P	475	92.5
SCF-50	2	420 cups	50"	30"	36"	7.1	1/4	115	5-15P	525	92.5
SCF-60	3	630 cups	60"	30"	36"	8.0	1/3	115	5-15P	575	92.5
SCF-74	4	840 cups	74"	30"	36"	8.0	1/3	115	5-15P	625	92.5
SHELLYSTEEL MILK AND ICE CREAM COUNTERS—40°F AND 0°F STORAGE ONLY											
SCFM-50	2	126 cartons or 210 cups	50"	30"	36"	7.1	1/4	115	5-15P	500	92.5
SCFM-74	4	252 cartons or 420 cups	74"	30"	36"	8.0	1/3	115	5-15P	590	92.5

Shelleysteel accessories and modifications can be found on pages 104-113.

Additional Warranties

Net Pricing

One year parts and labor contract-----\$305

Two year parts and labor contract -----\$571

Five year compressor warranty
1/4 H.P. -----\$118
1/3 H.P. -----\$139

SCS SERIES - CASHIER'S COUNTER
SCTRI SERIES - TRIANGLE CORNER COUNTER
SRB SERIES - CARVING COUNTER
SCTS SERIES - TRAY STANDS
SWT SERIES - WORK TABLES

Shelleysteel®
by Delfield



SCS-30

Shown with the following options:
 A. 12" stainless steel V fold down tray slide
 Q. outlet with breaker



SCTS-28

Shown with the following option:
 SW. silverware cutouts with stainless steel silverware holder

Product Information

- 18-gauge stainless steel exterior body
- 14-gauge galvanized bottom
- 14-gauge stainless steel top
- Meets NSF requirements
- All exterior panels reinforced with overlapping corners, welded in place
- All body cutouts reinforced with 14-gauge channel supports
- All units are standard on 5" polyurethane swivel locking casters for easy cleaning
- Easy to use stainless steel interlock system is standard on base and tray slides
- Easily modified with a complete array of standard accessories
- Choose from an almost unlimited selection of laminate colors and textures to add color to any room
- One year parts and 90 day labor standard warranty. Additional warranties available, see below

SCS SERIES ONLY

- A 3" grommet hole is located at the rear of the top to allow cord access for cash registers
- Stainless steel locking cash drawer standard
- Stainless steel under shelf can serve as foot rest or storage

SRB SERIES ONLY

- SRB counters are standard with stainless steel removable carving tray, heated au jus well, non-adjustable infrared heat lamp, dry under storage compartment with hinged doors
- 10' cord and plug are standard
- 50 Hertz, single phase electrical standard
- SRB models are standard with dry hinged door storage compartment with shelf
- Electrical accessories may change listed amperage and plug

SCTS SERIES ONLY

- Silverware cutouts and cylinders are optional

Specifications - Contact factory for pricing.

MODEL NUMBER	DESCRIPTION	L	D	H	AMP	VOLTS	NEMA PLUG	SHIP WEIGHT	FREIGHT CLASS
SHELLEYSSTEEL CASHIER'S COUNTERS									
SCS-30	cashier's counter	30"	30"	36"	N/A	N/A	N/A	180	100
SCS-36	cashier's counter	30"	36"	36"	N/A	N/A	N/A	210	100
SCS-50	cashier's counter	30"	50"	36"	N/A	N/A	N/A	270	100
SHELLEYSSTEEL TRIANGLE CORNER UNIT									
SC-TRI	corner unit, enclosed base	40"	30"	36"	N/A	N/A	N/A	160	100
SC-TRIOS	corner unit, open shelf	40"	30"	36"	N/A	N/A	N/A	160	100
SHELLEYSSTEEL CARVING COUNTERS									
SRB	carving counter	28"	30"	36"	5.0	120	5-15P	180	100
SHELLEYSSTEEL TRAY STANDS									
SCTS-28	tray stand	30"	28"	36"	N/A	N/A	N/A	150	125
SCTS-36	tray stand	30"	36"	36"	N/A	N/A	N/A	192	125
SHELLEYSSTEEL WORK TABLES									
SWT-36	work table	36"	30"	36"	N/A	N/A	N/A	100	125
SWT-48	work table	48"	30"	36"	N/A	N/A	N/A	158	125
SWT-60	work table	60"	30"	36"	N/A	N/A	N/A	200	125
SWT-74	work table	74"	30"	36"	N/A	N/A	N/A	230	125

Shelleysteel accessories and modifications can be found on pages 104-113.

Additional Warranties	
Net Pricing	
One year parts and labor contract-----	\$305
Two year parts and labor contract-----	\$571

KH SERIES - MOBILE HEATED SERVING COUNTERS

Shelleyglas[®]
by Delfield

Product Information

- One piece, molded fiberglass pylon (base), fully rounded corners, permanent color
- All corners and center sides reinforced with galvanized bracing, laminated into the fiberglass
- Full NSF and UL Certification
- Fire Code rating on fiberglass, laminate, canopy materials
- 14-gauge tops
- All units are standard on 5" polyurethane swivel locking casters for easy cleaning
- Caster mounting plates laminated into base
- Easy to use stainless steel interlock system is standard on base and tray slides
- Enclosed bases for vermin control
- A maximum 10' long cord and plug are supplied standard
- KH units have heated under storage compartment, provided with removable pan slides. KH-NU units have enclosed bases with no under storage
- Electrical connections are 60 hertz, single phase. Three-phase design is available for an additional charge. Electrical accessories may change listed amperage and plug
- Top has two to six electrically heated, recessed die stamped stainless steel hot food warmers. Each warmer accommodates one 12" x 20" x 6" pan
- All body cutouts reinforced with 14-gauge channel supports
- Easily modified with a complete array of standard accessories
- Counter heights available from 28" to 36" in 2" increments
- Choose from 25 standard fiberglass colors, custom colors are also available
- Add eye catching decal packages or bright canopies to create a distinctive look!
- Features new easy access panel for quick replacement of heating element.
- Contact Delfield for a Shelleyglas color chart or visit www.delfield.com
- One year parts and 90 day labor standard warranty. Additional warranties available, see below



KH-4-NU
Shown with the following option:
G. glass front counter protector
P. open shelf understorage



KH-5-NU
Shown with the following options:
KS. single service sneeze guard
A. 12" stainless steel V fold-down tray slide
V. 6" Adjustable bullet feet

Specifications - Contact factory for pricing.

MODEL NUMBER	DESCRIPTION	OVERALL			AMP	VOLTS	MAX WATTS	NEMA PLUG	SHIP WEIGHT	FREIGHT CLASS
		L	D	H						
SHELLEYGLAS HEATED SERVING COUNTERS										
With heated understorage										
KH-2	2 food wells	36"	30"	36"	15.0	120/208-230	2900/3300	14-20P	380	100
KH-3	3 food wells	50"	30"	36"	20.0	120/208-230	3900/4500	14-30P	460	100
KH-4	4 food wells	60"	30"	36"	26.0	120/208-230	4900/5700	14-50P	550	100
KH-5	5 food wells	74"	30"	36"	31.0	120/208-230	5900/6900	14-50P	660	100
KH-6	6 food wells	96"	30"	36"	37.0	120/208-230	6900/7900	14-50P	720	100
Without understorage										
KH-2-NU	2 food wells	36"	30"	36"	11.0	120/208-230	2000/2400	14-20P	225	100
KH-3-NU	3 food wells	50"	30"	36"	16.0	120/208-230	3000/3600	14-20P	275	100
KH-4-NU	4 food wells	60"	30"	36"	22.0	120/208-230	4000/4800	14-30P	330	100
KH-5-NU	5 food wells	74"	30"	36"	28.0	120/208-230	5000/6000	14-50P	420	100
KH-6-NU	6 food wells	96"	30"	36"	33.0	120/208-230	6000/7000	14-50P	510	100

Shelleyglas accessories and modifications can be found on pages 104-113.



Add eye catching decal packages or bright canopies to create a distinctive look!

Additional Warranties	
Net Pricing	
One year parts and labor contract-----	\$305
Two year parts and labor contract-----	\$571

KCSC-B SERIES - MOBILE REFRIGERATED COLD PAN SERVING COUNTERS

KCSC-EF SERIES - LIQUITEC REFRIGERATED COLD PAN

Shelleyglas®
by Delfield



KCSC-50-B

Shown with the following options:
HD. double-service two-tier display
A. 12" stainless steel V fold down tray slide
V. 6" adjustable bullet feet



Add eye catching decal packages or bright canopies to create a distinctive look!



Patented LiquiTec® Technology brings food and pans completely flush!



Product Information

- One piece, molded fiberglass pylon (base), fully rounded corners, permanent color
 - All corners and center sides reinforced with galvanized bracing, laminated into the fiberglass
 - Full NSF and UL Certification
 - Fire Code rating on fiberglass, laminate, canopy materials
 - 14-gauge tops
 - All units are standard on 5" polyurethane swivel locking casters for easy cleaning
 - Caster mounting plates laminated into base
 - Easy to use stainless steel interlock system is standard on base and tray slides
 - Enclosed bases for vermin control
 - A maximum 10' long cord and plug are supplied standard
 - Uses environmentally friendly R404A refrigerant
 - Easy to use stainless steel interlock system is standard on base and tray slides
 - Easily modified with a complete array of standard accessories
 - Electrical connections are 60 hertz, single phase. Electrical accessories may change listed amperage and plug
 - Counter heights available from 28" to 36" in 2" increments
 - Unit has on/off switch mounted on the exterior
 - Add eye catching decal packages or bright canopies to create a distinctive look!
 - Contact Delfield for a Shelleyglas color chart or visit www.delfield.com
- One year parts and 90 day labor standard warranty. Additional warranties available, see below
 - All body cutouts reinforced with 14-gauge channel supports
- KCSC-B SERIES ONLY**
- KCSC-B Series counters are standard with 7" deep refrigerated cold pan. Cold pans are fully insulated with foamed in place polyurethane insulation
 - Pans recessed 2" from top edge of counter
 - Cold pans are standard with drain with valve
 - Adapter bars will be furnished at no additional charge if requested on original order only. Pans are supplied by others
 - Optional open shelf and dry door inserts can be added to all models and lengths. Refrigerated insert can be added to 60", 74", or 96" long units
- KCSC-EF SERIES ONLY**
- The LiquiTec cold pan has two – six die stamped openings with depressed edges in each well, holding one 12" x 20" pan (pans supplied by others)
 - Eutectic fluid completely surrounds each cold pan providing the maximum-- five sided cooling
 - All KCSC-EF models meet NSF 7 with pans completely flush with counter
 - Cold pan is fully insulated with foamed in place polyurethane insulation

Specifications - Contact factory for pricing.

MODEL NUMBER	COLD PAN SIZE	DIMENSIONS			AMP	H.P.	VOLTS	NEMA PLUG	SHIP WEIGHT	FREIGHT CLASS
		L	D	H						
SHELLEYGLAS REFRIGERATED COLD PAN SERVING COUNTERS										
KCSC-36-B	26" x 21.62"	36"	30"	36"	7.0	1/4	115	5-15P	350	100
KCSC-50-B	39" x 21.62"	50"	30"	36"	7.0	1/4	115	5-15P	425	100
KCSC-60-B	52" x 21.62"	60"	30"	36"	7.0	1/4	115	5-15P	500	100
KCSC-74-B	65" x 21.62"	74"	30"	36"	7.0	1/4	115	5-15P	575	110
KCSC-96-B	78" x 21.62"	96"	30"	36"	7.0	1/4	115	5-15P	650	110
SHELLEYGLAS WITH PATENTED LiquiTec® TECHNOLOGY										
KCSC-36-EF	2 pan cap	36"	30"	36"	7.0	1/4	115	5-15P	380	100
KCSC-50-EF	3 pan cap	50"	30"	36"	7.0	1/4	115	5-15P	455	100
KCSC-60-EF	4 pan cap	60"	30"	36"	7.0	1/4	115	5-15P	530	100
KCSC-74-EF	5 pan cap	74"	30"	36"	7.0	1/4	115	5-15P	615	100
KCSC-96-EF	6 pan cap	96"	30"	36"	7.0	1/4	115	5-15P	680	100

Shelleyglas accessories and modifications can be found on pages 104-113.

Additional Warranties	
Net Pricing	
One year parts and labor contract-----	\$305
Two year parts and labor contract -----	\$571
Five year compressor warranty 1/4 H.P. -----	\$118

KHCR-B SERIES - HOT/COLD COMBINATION COUNTERS

KHC-NU SERIES - ICE COOLED HOT/COLD COMBINATION COUNTERS

Shelleyglas®
by Delfield

Product Information

- Save space by having both hot and cold in one convenient location
- One piece, molded fiberglass pylon (base), fully rounded corners, permanent color
- All corners and center sides reinforced with galvanized bracing, laminated into the fiberglass
- Full NSF and UL Certification
- Fire Code rating on fiberglass, laminate, canopy materials
- 14-gauge tops
- All units are standard on 5" polyurethane swivel locking casters for easy cleaning
- Caster mounting plates laminated into base
- Easy to use stainless steel interlock system is standard on base and tray slides
- A maximum 10' long cord and plug are supplied standard
- All KHCR-B and KHC models are standard with enclosed bases
- Top has one to four electrically heated, recessed die-stamped stainless steel hot food warmers. Each warmer accommodates a 12" x 20" x 6" pan (pans supplied by others)
- Note: When lights with heat lamps are used over hot wells, incandescent light fixtures will be used due to heat
- Electrical connections are 60 hertz, single phase. Three-phase design is available for an additional charge. Electrical accessories may change listed amperage and plug
- All body cutouts reinforced with 14-gauge channel supports
- Easily modified with a complete array of standard accessories
- Counter heights available from 28" to 36" in 2" increments
- Add eye catching decal packages or bright canopies to create a distinctive look!
- Contact Delfield for a Shelleyglas color chart or visit www.delfield.com
- One year parts and 90 day labor standard warranty. Additional warranties available, see below



KHCR-50B
Shown with the following options:
A. 12" stainless steel V fold down tray slide
V. 6" adjustable bullet feet



KHCR2-96-B
Shown with the following option:
KD. double service flip up sneeze guard



KHC-60-NU
Shown with the following option:
A. 12" stainless steel V fold down tray slide
HD. double service two tier display
V. 6" adjustable bullet feet

KHCR-B ONLY

- The refrigerated cold pan is 7" deep constructed of stainless steel. Cold pan is equipped with a 1" drain with valve
- Meets NSF requirements with pans recessed 3"
- Environmentally friendly HFC-404A refrigerant

KHC-NU ONLY

- Insulated ice pan is 7" deep and constructed of 22-gauge stainless steel. Perforated false bottom, and drain with valve is standard

Specifications - Contact factory for pricing.

MODEL NUMBER	HOT WELLS	COLD PAN SIZE	DIMENSIONS			AMP	H.P.	VOLTS	NEMA PLUG	SHIP WEIGHT	FREIGHT CLASS
			L	D	H						
SHELLEYGLAS SELF-CONTAINED HOT AND COLD COMBINATION COUNTERS											
KHCR-50-B	1	26" X 21.62"	50"	30"	36"	16.0	1/4	120	5-20P	475	100
KHCR-60-B	1	26" X 21.62"	60"	30"	36"	16.0	1/4	120	5-20P	575	100
KHCR-74-B	1	39" X 21.62"	74"	30"	36"	16.0	1/4	120	5-20P	688	100
KH2CR-74-B	2	26" X 21.62"	74"	30"	36"	18.0	1/4	120/208-230	14-30P	690	100
KHCR-96-B	1	65" X 21.62"	96"	30"	36"	16.0	1/4	120	5-20P	730	100
KH2CR-96-B	2	52" X 21.62"	96"	30"	36"	18.0	1/4	120/208-230	14-30P	740	100
KH3CR-96-B	3	39" X 21.62"	96"	30"	36"	23.0	1/4	120/208-230	14-30P	750	100
KH4CR-96-B	4	26" X 21.62"	96"	30"	36"	29.0	1/4	120/208-230	14-50P	760	100

Shelleysteel accessories and modifications can be found on pages 104-113.

Specifications - Contact factory for pricing.

MODEL NUMBER	HOT WELLS	COLD PAN SIZE	OVERALL			H.P.	AMP	VOLTS	NEMA PLUG	SHIP WEIGHT	FREIGHT CLASS
			L	D	H						
SHELLEYGLAS ICE-COOLED HOT AND COLD COMBINATION COUNTERS											
KHC-50-NU	1	26" X 21.62"	50"	30"	36"	—	9.0	120	5-15P	300	100
KHC-60-NU	1	26" X 21.62"	60"	30"	36"	—	9.0	120	5-15P	350	100
KHC-74-NU	1	52" X 21.62"	74"	30"	36"	—	9.0	120	5-15P	400	100
KH2C-74-NU	2	26" X 21.62"	74"	30"	36"	—	11.0	120/208-230	14-20P	410	100
KHC-96-NU	1	65" X 21.62"	96"	30"	36"	—	9.0	120	5-15P	425	100
KH2C-96-NU	2	52" X 21.62"	96"	30"	36"	—	11.0	120/208-230	14-20P	430	100
KH3C-96-NU	3	39" X 21.62"	96"	30"	36"	—	16.0	120/208-230	14-20P	450	100
KH4C-96-NU	4	26" X 21.62"	96"	30"	36"	—	22.0	120/208-230	14-30P	460	100

Shelleyglas accessories and modifications can be found on pages 104-113.

Additional Warranties	
Net Pricing	
One year parts and labor contract-----	\$305
Two year parts and labor contract -----	\$571
Five year compressor warranty 1/4 H.P. -----	\$118

KCFT-NU SERIES - FROST TOP SERVING COUNTERS

Shelleyglas®
by Delfield



KCFT-60-NU

Product Information

- One piece, molded fiberglass pylon (base), fully rounded corners, permanent color
- All corners and center sides reinforced with galvanized bracing, laminated into the fiberglass
- Full NSF and UL Certification
- Fire Code rating on fiberglass, laminate, canopy materials
- 14-gauge tops
- All units are standard on 5" polyurethane swivel locking casters for easy cleaning
- Caster mounting plates laminated into base
- Easy to use stainless steel interlock system is standard on base and tray slides
- Enclosed bases for vermin control
- A maximum 10' long cord and plug are supplied standard
- Frost top is 18-gauge stainless steel, one piece construction; perimeter drain with valve located at bottom of unit standard
- 18"x 26" sheet pan can rest on frost top
- On/off switch located on exterior of unit
- Electrical connections are 60 hertz, single phase. Electrical accessories may change listed amperage and plug
- All body cutouts reinforced with 14-gauge channel supports
- Easily modified with a complete array of standard accessories
- Counter heights available from 28" to 36"
- Add eye catching decal packages or bright canopies to create a distinctive look!
- Environmentally friendly R404A refrigerant
- Contact Delfield for a Shelleyglas color chart or visit www.delfield.com
- One year parts and 90 day labor standard warranty. Additional warranties available, see below

Specifications - Contact factory for pricing.

MODEL NUMBER	DESCRIPTION	OVERALL			AMP	H.P.	VOLTS	NEMA PLUG	SHIP WEIGHT	FREIGHT CLASS
		L	D	H						
SHELLEYGLAS FROST TOP SERVING COUNTERS										
Without understorage										
KCFT-36-NU	frost top	36"	30"	36"	7.0	1/4	115	5-15P	380	100
KCFT-50-NU	frost top	50"	30"	36"	7.0	1/4	115	5-15P	455	100
KCFT-60-NU	frost top	60"	30"	36"	7.0	1/4	115	5-15P	540	100
KCFT-74-NU	frost top	74"	30"	36"	7.0	1/4	115	5-15P	610	110
KCFT-96-NU	frost top	96"	30"	36"	7.0	1/4	115	5-15P	680	110

Shelleyglas accessories and modifications can be found on pages 104-113.

Additional Warranties

Net Pricing

One year parts and labor contract-----\$305

Two year parts and labor contract -----\$571

Five year compressor warranty
1/4 H.P. -----\$118

KCI SERIES - ICE PAN SERVING COUNTERS

Shelleyglas[®]
by Delfield

Product Information

- Best for use where electricity is not available
- One piece, molded fiberglass pylon (base), fully rounded corners, permanent color
- All corners and center sides reinforced with galvanized bracing, laminated into the fiberglass
- Full NSF and UL Certification
- Fire Code rating on fiberglass, laminate, canopy materials
- 14-gauge tops
- All units are standard on 5" polyurethane swivel locking casters for easy cleaning
- Caster mounting plates laminated into base
- Easy to use stainless steel interlock system is standard on base and tray slides
- Insulated ice pan is 7" deep and is standard with the following: perforated false bottom, drain with valve and casters
- KCI units are standard with dry hinged door storage compartment, while KCI-NU units have enclosed bases with no understorage
- All body cutouts reinforced with 14-gauge channel supports
- Easily modified with a complete array of standard accessories
- Add eye catching decal packages or bright canopies to create a distinctive look!
- Contact Delfield for a Shelleyglas color chart or visit www.delfield.com
- One year parts and 90 day labor standard warranty. Additional warranties available, see below



KCI-50-NU
Shown with the following options:
E. fold down workshelf
H. two tier display
P. open understorage with shelf

Specifications - Contact factory for pricing.

MODEL NUMBER	ICE PAN SIZE	DIMENSIONS			SHIP WEIGHT	FREIGHT CLASS
		L	D	H		
SHELLEYGLAS ICE PAN SERVING COUNTERS						
With dry understorage						
KCI-36	26" x 21.62"	36"	30"	36"	240	110
KCI-50	39" x 21.62"	50"	30"	36"	285	110
KCI-60	52" x 21.62"	60"	30"	36"	320	110
KCI-74	65" x 21.62"	74"	30"	36"	360	110
KCI-96	78" x 21.62"	96"	30"	36"	400	110
Without understorage						
KCI-36-NU	26" x 21.62"	36"	30"	36"	200	110
KCI-50-NU	39" x 21.62"	50"	30"	36"	245	110
KCI-60-NU	52" x 21.62"	60"	30"	36"	280	110
KCI-74-NU	65" x 21.62"	74"	30"	36"	330	110
KCI-96-NU	78" x 21.62"	96"	30"	36"	380	110

Shelleyglas accessories and modifications can be found on pages 104-113.

Additional Warranties	
Net Pricing	
One year parts and labor contract-----	\$305
Two year parts and labor contract-----	\$571

KCU SERIES - BEVERAGE COUNTERS

Shelleyglas®
by Delfield



KCU-36-NU
Shown with the following option:
A. 12" stainless steel V fold down tray slide

Product Information

- One piece, molded fiberglass pylon (base), fully rounded corners, permanent color
- All corners and center sides reinforced with galvanized bracing, laminated into the fiberglass
- Full NSF and UL Certification
- Fire Code rating on fiberglass, laminate, canopy materials
- 14-gauge tops
- All units are standard on 5" polyurethane swivel locking casters for easy cleaning
- Caster mounting plates laminated into base
- A maximum 10' long cord and plug are supplied standard
- Reinforced top includes a stainless steel drain trough with removable stainless steel anti-splash drip gate. (Trough is standard on customer side, available on operator side if specified.)
- KCU models are standard with dry hinged door storage compartment
- All body cutouts reinforced with 14-gauge channel supports
- Easy to use stainless steel interlock system is standard on base and tray slides
- Easily modified with a complete array of standard accessories
- Add eye catching decal packages or bright canopies to create a distinctive look!
- Contact Delfield for a Shelleyglas color chart or visit www.delfield.com
- One year parts and 90 day labor standard warranty. Additional warranties available, see below

Specifications - Contact factory for pricing.

MODEL NUMBER	DESCRIPTION	L	D	H	SHIP WEIGHT	FREIGHT CLASS
SHELLEYGLAS BEVERAGE COUNTERS						
With dry understorage						
KCU-36	24" urn trough	36"	30"	36"	200	125
KCU-50	36" urn trough	50"	30"	36"	230	125
KCU-60	48" urn trough	60"	30"	36"	270	125
KCU-74	60" urn trough	74"	30"	36"	300	125
KCU-96	82" urn trough	96"	30"	36"	340	125
Without understorage						
KCU-36-NU	24" urn trough	36"	30"	36"	170	125
KCU-50-NU	36" urn trough	50"	30"	36"	190	125
KCU-60-NU	48" urn trough	60"	30"	36"	230	125
KCU-74-NU	60" urn trough	74"	30"	36"	260	125
KCU-96-NU	82" urn trough	96"	30"	36"	300	125

Shelleyglas accessories and modifications can be found on pages 104-113.

Additional Warranties
Net Pricing
One year parts and labor contract-----\$305

Two year parts and labor contract -----\$571

KC SERIES - ALL PURPOSE COUNTERS

Shelleyglas[®]
by Delfield

Product Information

- One piece, molded fiberglass pylon (base), fully rounded corners, permanent color
- All corners and center sides reinforced with galvanized bracing, laminated into the fiberglass
- Full NSF and UL Certification
- Fire Code rating on fiberglass, laminate, canopy materials
- All units are standard on 5" polyurethane swivel locking casters for easy cleaning
- Caster mounting plates laminated into base
- Enclosed bases for vermin control
- Flat 14-gauge stainless steel top
- KC models are standard with dry hinged door storage compartment
- Easy to use stainless steel interlock system is standard on base and tray slides
- Easily modified with a complete array of standard accessories
- Add eye catching decal packages or bright canopies to create a distinctive look!
- Contact Delfield for a Shelleyglas color chart or visit www.delfield.com
- One year parts and 90 day labor standard warranty. Additional warranties available, see below



KC-28-NU
Shown with the following options:
C. tubular fold down trayslide
P. open understorage with shelf



KC-50-NU
Shown with the following options:
A. 12" stainless steel V fold down tray slide
G. glass front counter protector



KC-74-NU
Shown with optional canopy, sandwich slide and trayslide

Specifications - Contact factory for pricing.

MODEL NUMBER	DESCRIPTION	L	D	H	SHIP WEIGHT	FREIGHT CLASS
SHELLEYGLAS ALL PURPOSE COUNTERS						
With dry understorage						
KC-28	dry storage	28"	30"	36"	165	125
KC-36	dry storage	36"	30"	36"	185	125
KC-50	dry storage	50"	30"	36"	205	125
KC-60	dry storage	60"	30"	36"	240	125
KC-74	dry storage	74"	30"	36"	270	125
KC-96	dry storage	96"	30"	36"	310	125
Without understorage						
KC-28-NU	enclosed base	28"	30"	36"	120	125
KC-36-NU	enclosed base	36"	30"	36"	160	125
KC-50-NU	enclosed base	50"	30"	36"	180	125
KC-60-NU	enclosed base	60"	30"	36"	210	125
KC-74-NU	enclosed base	74"	30"	36"	240	125
KC-96-NU	enclosed base	96"	30"	36"	280	125

Shelleyglas accessories and modifications can be found on pages 104-113.

Additional Warranties	
Net Pricing	
One year parts and labor contract-----	\$305
Two year parts and labor contract -----	\$571

KCM SERIES - MILK COUNTERS

KCF SERIES - ICE CREAM COUNTERS

KCFM SERIES - MILK AND ICE CREAM COUNTERS

Shelleyglas®
by Delfield



KCM-50

Shown with the following option:
C. tubular fold down tray slide



KCFM-50

Product Information

- One piece, molded fiberglass pylon (base), fully rounded corners, permanent color
- All corners and center sides reinforced with galvanized bracing, laminated into the fiberglass
- Full NSF and UL Certification
- Fire Code rating on fiberglass, laminate, canopy materials
- 14-gauge tops
- All units are standard on 5" polyurethane swivel locking casters for easy cleaning
- Caster mounting plates laminated into base
- Easy to use stainless steel interlock system is standard on base and tray slides
- Enclosed bases for vermin control
- A maximum 10' long cord and plug are supplied standard
- Top has one; two, three or four die stamped openings and is provided with hinged stainless steel removable lids
- Watertight inner liner has radius corners for easy cleaning
- Equipped with a drain plumbed to a drain valve
- Refrigerated compartment is equipped with automatic self-leveling, field adjustable elevators. Divider trays are supplied
- Milk capacities are based on half pint, 2.75" x 2.75" gable top cartons
- 60 hertz, single phase electrical standard
- All body cutouts reinforced with 14-gauge channel supports
- Easy to use interlock system is standard on base and tray slides
- Easily modified with a complete array of standard accessories
- Add eye catching decal packages to create a distinctive look!
- Contact Delfield for a Shelleyglas color chart or visit www.delfield.com
- One year parts and 90 day labor standard warranty. Additional warranties available, see below

KCM SERIES ONLY

- HFC-134A refrigerant is standard

KCF SERIES ONLY

- Environmentally friendly R404A refrigerant

KCFM SERIES ONLY

- HFC-134A refrigerant is standard

Specifications - Contact factory for pricing.

MODEL NUMBER	LID(S)	DESCRIPTION	L	D	H	AMP	H.P.	VOLTS	NEMA PLUG	SHIP WEIGHT	FREIGHT CLASS
SHELLEYGLAS MILK COUNTERS—40°F STORAGE ONLY											
KCM-36	1	126 cartons	36"	30"	36"	5.0	1/4	115	5-15P	400	92.5
KCM-50	2	252 cartons	50"	30"	36"	5.0	1/4	115	5-15P	450	92.5
KCM-60	3	378 cartons	60"	30"	36"	5.0	1/4	115	5-15P	500	92.5
KCM-74	4	504 cartons	74"	30"	36"	5.0	1/4	115	5-15P	550	92.5
SHELLEYGLAS ICE CREAM COUNTERS—0°F STORAGE ONLY											
KCF-36	1	210 cups	36"	30"	36"	7.1	1/4	115	5-15P	475	92.5
KCF-50	2	420 cups	50"	30"	36"	7.1	1/4	115	5-15P	525	92.5
KCF-60	3	630 cups	60"	30"	36"	8.0	1/3	115	5-15P	575	92.5
KCF-74	4	840 cups	74"	30"	36"	8.0	1/3	115	5-15P	625	92.5
SHELLEYGLAS MILK AND ICE CREAM COUNTERS—40°F AND 0°F STORAGE ONLY											
KCFM-50	2	126 cartons or 210 cup	50"	30"	36"	7.1	1/4	115	5-15P	500	92.5
KCFM-74	4	252 cartons or 420 cups	74"	30"	36"	8.0	1/3	115	5-15P	590	92.5

Shelleyglas accessories and modifications can be found on pages 104-113.

Additional Warranties
Net Pricing

One year parts and labor contract-----\$305

Two year parts and labor contract -----\$571

Five year compressor warranty

1/4 H.P. -----\$118

1/3 H.P. -----\$139

KCS SERIES - CASHIER'S COUNTERS

KRB SERIES - CARVING COUNTERS

KCTS SERIES - TRAY STANDS

PWT SERIES - WORK TABLES

Product Information

- One piece, molded fiberglass pylon (base), fully rounded corners, permanent color
- All corners and center sides reinforced with galvanized bracing, laminated into the fiberglass
- 14-gauge tops
- Full NSF and UL Certification
- Fire Code rating on fiberglass, laminate, canopy materials
- All units are standard on 5" polyurethane swivel locking casters for easy cleaning
- Caster mounting plates laminated into base
- Easy to use stainless steel interlock system is standard on base and tray slides
- Easily modified with a complete array of standard accessories
- All body cutouts reinforced with 14-gauge channel supports
- Contact Delfield for a Shelleyglas color chart or visit www.delfield.com
- One year parts and 90 day labor standard warranty. Additional warranties available, see below

KCS SERIES ONLY

- A 3" grommet hole is located at the rear of the top to allow cord access for cash registers
- Stainless steel locking cash drawer standard
- Stainless steel under shelf can serve as foot rest or storage

- All body cutouts reinforced with 14-gauge channel supports
- Add eye catching decal packages or bright canopies to create a distinctive look!

KRB SERIES ONLY

- Enclosed bases for vermin control
- A maximum 10' long cord and plug are supplied standard
- KRB counters are standard with stainless steel removable carving tray, heated au jus well, non-adjustable infrared heat lamp, dry under storage compartment with hinged doors
- 10' cord and plug are standard
- KRB models are standard with dry hinged door storage compartment with shelf
- Electrical accessories may change listed amperage and plug

KCTS SERIES ONLY

- All units are standard on 5" diameter swivel casters for easy cleaning and mobility
- Caster mounting plates laminated into base
- Easy to use interlock system is standard on base and tray slides
- 14-gauge stainless steel top and tray step down
- Silverware cutouts and cylinders are optional

Shelleyglas®
by Delfield



KCS-36
Shown with the following option:
(2) E. 10" stainless steel fold-down work shelves (being used as tray slides)



KRB
Shown with the following options:
F. line-up interlock device
A. 12" stainless steel V fold-down tray slide



PWT-60

Specifications - Contact factory for pricing.

MODEL NUMBER	DESCRIPTION	L	D	H	AMP	VOLTS	NEMA PLUG	SHIP WEIGHT	FREIGHT CLASS
SHELLEYGLAS CASHIER'S COUNTERS									
KCS-30	cashier's counter	30"	30"	36"	N/A	N/A	N/A	180	100
KCS-36	cashier's counter	30"	36"	36"	N/A	N/A	N/A	210	100
KCS-50	cashier's counter	30"	50"	36"	N/A	N/A	N/A	270	100
SHELLEYGLAS CARVING COUNTERS									
KRB	carving counter	28"	30"	36"	5.0	120	5-15P	180	100
SHELLEYGLAS TRAY STANDS									
KCTS-28	tray stand	30"	28"	36"	N/A	N/A	N/A	150	125
KCTS-36	tray stand	30"	36"	36"	N/A	N/A	N/A	192	125
SHELLEYGLAS WORK TABLES									
PWT-36	work table	36"	30"	36"	N/A	N/A	N/A	100	125
PWT-48	work table	48"	30"	36"	N/A	N/A	N/A	158	125
PWT-60	work table	60"	30"	36"	N/A	N/A	N/A	200	125
PWT-74	work table	74"	30"	36"	N/A	N/A	N/A	230	125

Shelleyglas accessories and modifications can be found on pages 104-113.

Additional Warranties

Net Pricing
One year parts and labor contract-----\$305


Two year parts and labor contract -----\$571

SHELLESTEEL/SHELLEYGLAS EQUIPMENT ACCESSORIES

Contact factory for pricing.



A. 12" stainless steel V fold-down tray slide



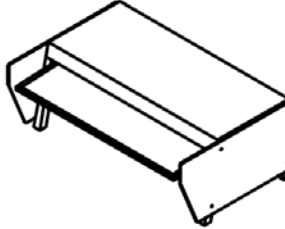
C. 10" three-bar tubular fold-down tray slide



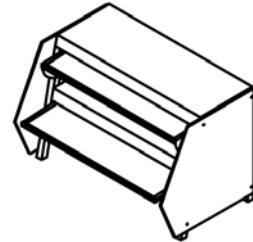
D. 10" composite fold-down cutting board



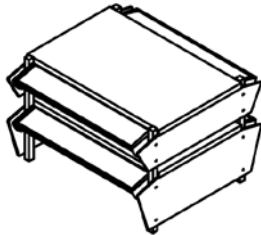
E. 10" stainless steel fold-down work shelf



G. Glass front counter protector



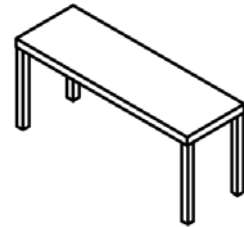
H. Two-tier display w/glass shelves and sneeze guards



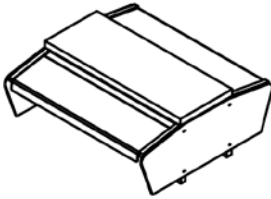
HD. Double service two-tier display with glass shelves and sneeze guards



I. Three-tier display w/glass shelves and sneeze guards



J. 12" stainless steel overshef, 18-gauge



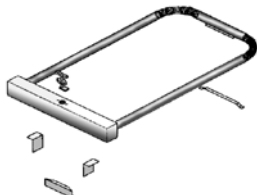
KD. Double service flip-up sneeze guard shown with optional powder coating



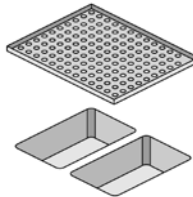
KS. Single service flip-up sneeze guard shown with optional powder coating



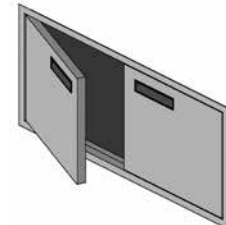
P. Open shelf understorage



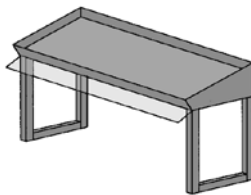
S. Lid locking device



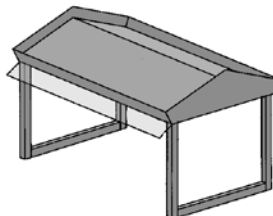
SG16. Pizza pan insert



SG9A. Single mechanical access door to interior
SG9B. Double mechanical access doors to interior - shown



SG22A. Slanted overshef



SG22B. Double slanted overshef

Accessory and modifications on pages 105-113.

KH/SH - HEATED SERVING COUNTERS

- A.** 12" stainless steel V fold-down tray slide (old style)
- B.** 12" stainless steel V style, 14-gauge fold-down tray slide
- C.** 10" three-bar tubular fold-down tray slide
- D.** 10" composite fold-down cutting board
- E.** 10" stainless steel fold-down work shelf
- F.** Line-up interlock device
- FD.** Fiberglass door panel insert (KH only)
- G.** Glass front counter protector
- J.** 12" stainless steel overshef, 18-gauge
- J2.** 12" stainless steel overshef — two tier
- KD.** Double service flip-up sneeze guard
- KS.** Single service flip-up sneeze guard
- L.** Incandescent light fixture*
- M.** Radiant heat lamp w/ on-off switch (fits G, J, KS, KD)*
- MB.** Bullet-style heat lamp*
- P.** Open understorage with shelf (KH-NU & SH-NU only)
- Q.** 115/15A outlet with 10A breaker*
- QQ.** Drains from food wells, plumbed to common valve
- ST.** Stainless steel trim strip
- U.** 14" x 30" stainless steel end drop shelf
- UU.** Molded fiberglass trim strip (KH only) each
- V.** Adjustable stainless steel bullet feet
Laminate exterior base finish (SH units only)
- W.** Three phase electrical system
Omit one hot food well (credit)

* Inclusion of these options will alter the electrical specifications of unit.

KCSC/SCSC - REFRIGERATED COLD PAN SERVING COUNTERS

- A.** 12" stainless steel V fold-down tray slide (old style)
- B.** 12" stainless steel V style, 14-gauge fold-down tray slide
- C.** 10" three-bar tubular fold-down tray slide
- D.** 10" composite fold-down cutting board
- E.** 10" stainless steel fold-down work shelf
- F.** Line-up interlock device
- FD.** Fiberglass door panel insert (KCSC only)
- G.** Glass front counter protector
- H.** Two-tier display w/glass shelves & sneeze guard
- HD.** Double service two-tier display with sneeze guard
- I.** Three-tier display w/glass shelves & sneeze guard
- J.** 12" stainless steel overshef, 18-gauge
- J2.** 12" stainless steel overshef — two tier
- KD.** Double service flip-up sneeze guard
- KS.** Single service flip-up sneeze guard
- L.** Incandescent light fixture*
- PR.** Open understorage with shelf
- Q.** 115/15A outlet with 10A breaker*
- ST.** Stainless steel trim strip
- U.** 14" x 30" stainless steel end drop shelf
- UU.** Molded fiberglass trim strip (KCSC only) each
- V.** Adjustable stainless steel bullet feet
Laminate exterior base finish (SCSC units only)
Decrease depth of cold pan 1.38" - 5"
Increase depth of cold pan 7" - 12"

these options will alter the electrical specifications of unit.

SHELLEYSSTEEL/SHELLEYGLAS EQUIPMENT ACCESSORIES

Contact factory for pricing.

KHC, KHCR/SHC & SHCR - HOT & COLD COMBINATION COUNTERS

- A. 12" stainless steel V fold-down tray slide (old style)
- B. 12" stainless steel V style, 14-gauge fold-down tray slide
- C. 10" three-bar tubular fold-down tray slide
- D. 10" composite fold-down cutting board
- E. 10" stainless steel fold-down work shelf
- F. Line-up interlock device
- G. Glass front counter protector
- H. Two-tier display w/glass shelves & sneeze guard
- HD. Double service two-tier display with sneeze guard
- I. Three-tier display w/glass shelves & sneeze guard
- J. 12" stainless steel overshef, 18-gauge
- J2. 12" stainless steel overshef — two tier
- KD. Double service flip-up sneeze guard
- KS. Single service flip-up sneeze guard
- L. Incandescent light fixture*
- M. Radiant heat lamp w/ on-off switch (fits G, J, KS, KD)*
- MB. Bullet-style heat lamp*
- PR. Open understorage with shelf
- Q. 115/15A outlet with 10A breaker*
- QQ. Drains from food wells, plumbed to common valve
- ST. Stainless steel trim strip
- U. 14" x 30" stainless steel end drop shelf
- UU. Molded fiberglass trim strip (KCSR only) each
- V. Adjustable stainless steel bullet feet
- Laminate exterior base finish (SHCR units only)

* Inclusion of these options will alter the electrical specifications of unit.

KCFT/SCFT - FROST TOP SERVING COUNTERS

- A. 12" stainless steel V fold-down tray slide (old style)
- B. 12" stainless steel V style, 14-gauge fold-down tray slide
- C. 10" three-bar tubular fold-down tray slide
- D. 10" composite fold-down cutting board
- E. 10" stainless steel fold-down work shelf
- F. Line-up interlock device
- FD. Fiberglass door panel insert (KCFT only)
- G. Glass front counter protector
- H. Two-tier display w/glass shelves & sneeze guard
- HD. Double service two-tier display with sneeze guard
- I. Three-tier display w/glass shelves & sneeze guard
- J. 12" stainless steel overshef, 18-gauge
- J2. 12" stainless steel overshef — two tier
- KD. Double service flip-up sneeze guard
- KS. Single service flip-up sneeze guard
- L. Incandescent light fixture*
- PR. Open understorage with shelf
- PS. Pan slides (in refrigerated understorage only)
- Q. 115/15A outlet with 10A breaker*
- ST. Stainless steel trim strip
- U. 14" x 30" stainless steel end drop shelf
- UU. Molded fiberglass trim strip (KCFT only) each
- V. Adjustable stainless steel bullet feet
- Laminate exterior base finish (SCFT units only)

* Inclusion of these options will alter the electrical specifications of unit.

KCI/SCI - ICE PAN SERVING COUNTERS

- A.** 12" stainless steel V fold-down tray slide (old style)
- B.** 12" stainless steel V style, 14-gauge fold-down tray slide
- C.** 10" three-bar tubular fold-down tray slide
- D.** 10" composite fold-down cutting board
- E.** 10" stainless steel fold-down work shelf
- F.** Line-up interlock device
- FD.** Fiberglass door panel insert (KCI only)
- G.** Glass front counter protector
- H.** Two-tier display w/glass shelves & sneeze guard
- HD.** Double service two-tier display with sneeze guard
- I.** Three-tier display w/glass shelves & sneeze guard
- J.** 12" stainless steel overshef, 18-gauge
- J2.** 12" stainless steel overshef — two tier
- KD.** Double service flip-up sneeze guard
- KS.** Single service flip-up sneeze guard
- L.** Incandescent light fixture*
- P.** Open understorage with shelf
- ST.** Stainless steel trim strip
- U.** 14" x 30" stainless steel end drop shelf
- UU.** Molded fiberglass trim strip
- V.** Adjustable stainless steel bullet feet
Modify depth of cold pan (1.38" to 5")
Increase depth of cold pan 7" - 12" any length up to 96"
Laminate exterior base finish (SCI-NU units only)

* Inclusion of these options will alter the electrical specifications of unit.

KCU/SCU - BEVERAGE COUNTERS

- A.** 12" stainless steel V fold-down tray slide (old style)
- B.** 12" stainless steel V style, 14-gauge fold-down tray slide
- C.** 10" three-bar tubular fold-down tray slide
- D.** 10" composite fold-down cutting board
- E.** 10" stainless steel fold-down work shelf
- F.** Line-up interlock device
- FD.** Fiberglass door panel insert (KCu only)
- FF.** Extra drain trough for dual service
- P.** Open understorage with shelf (KCU-NU & SCU-NU units only)
- Q.** 115/15A outlet with 10A breaker*
- ST.** Stainless steel trim strip
- U.** 14" x 30" stainless steel end drop shelf
- UU.** Molded fiberglass trim strip (KCFT only) each
- V.** Adjustable stainless steel bullet feet
Laminate exterior base finish (SCU units only)

* Inclusion of these options will alter the electrical specifications of unit.

SHELLEYSSTEEL/SHELLEYGLAS EQUIPMENT ACCESSORIES

Contact factory for pricing.

KC/SC - ALL PURPOSE COUNTERS

- A.** 12" stainless steel V fold-down tray slide (old style)
- B.** 12" stainless steel V style, 14-gauge fold-down tray slide
- C.** 10" three-bar tubular fold-down tray slide
- D.** 10" composite fold-down cutting board
- E.** 10" stainless steel fold-down work shelf
- F.** Line-up interlock device
- FD.** Fiberglass door panel insert (KC only)
- G.** Glass front counter protector
- H.** Two-tier display w/glass shelves & sneeze guard
- HD.** Double service two-tier display with sneeze guard
- I.** Three-tier display w/glass shelves & sneeze guard
- J.** 12" stainless steel overshef, 18-gauge
- J2.** 12" stainless steel overshef — two tier
- KD.** Double service flip-up sneeze guard
- KS.** Single service flip-up sneeze guard
- L.** Incandescent light fixture*
- M.** Radiant heat lamp w/ on-off switch (fits G, J, KS, KD)*
- MB.** Bullet-style heat lamp*
- P.** Open understorage with shelf (KC & SC units only)
- Q.** 115/15A outlet with 10A breaker*
- ST.** Stainless steel trim strip
- U.** 14" x 30" stainless steel end drop shelf
- UU.** Molded fiberglass trim strip (KC only) each
- V.** Adjustable stainless steel bullet feet
Laminate exterior base finish (SC units only)

*Inclusion of these options will alter the electrical specifications of unit.

KCM, KCF, KCFM/SCM, SCF & SCFM - MILK & ICE CREAM COUNTERS

- A.** 12" stainless steel V fold-down tray slide (old style)
- B.** 12" stainless steel V style, 14-gauge fold-down tray slide
- C.** 10" three-bar tubular fold-down tray slide
- D.** 10" composite fold-down cutting board
- E.** 10" stainless steel fold-down work shelf
- F.** Line-up interlock device
- R.** 4" high chrome-plated wire baskets (per three)
6 baskets (KCF-36 & SCF-36 only)
12 baskets (KCM-50, KCFM-50, SCM-50 & SCFM-50 only)
12 baskets (KCF-50 & SCF-50 only)
18 baskets (KCFM-60 & SCFM-60 only)
24 baskets (KCM-74, KCFM-74, SCM-74 & SCFM-74)
- S.** Lid locking device, with "T" handle
Stainless steel trim strip
- U.** 14" x 30" stainless steel end drop shelf
- UU.** Molded fiberglass trim strip (KC only) each
- V.** Adjustable stainless steel bullet feet
Laminate exterior base finish (SCM, SCF & SCFM units only)
Additional stainless steel divider tray (each)

PWT/SWT - SERVING COUNTERS

- D.** 10" composite fold-down cutting board
- E.** 10" stainless steel fold-down work shelf
- EE.** Stainless steel locking utility drawer
- F.** Line-up interlock device
- J.** 12" stainless steel overshef, 18-gauge
- O.** Stainless steel undershef, 16-gauge
- ST.** Stainless steel trim strip
- SW6.** (6) Silverware cutouts w/plastic bins
- SW8.** (8) Silverware cutouts w/plastic bins
- SW10.** (10) Silverware cutouts w/plastic bins
- U.** 14" x 30" stainless steel end drop shelf
- UU.** Molded fiberglass trim strip each
- V.** Adjustable stainless steel bullet feet

KCS/SCS, KRB/SRB & KCTS/SCTS - UTILITY EQUIPMENT

- A.** 12" stainless steel V fold-down tray slide
- B.** 12" stainless steel V style, 14-gauge fold-down tray slide
- C.** 10" three-bar tubular fold-down tray slide
- D.** 10" composite fold-down cutting board
- E.** 10" stainless steel fold-down work shelf
- F.** Line-up interlock device
- FD.** Fiberglass door panel insert (KRB only)
- PAN3.** (3) 1/3 x 6" deep pans
- Q.** 115/15A outlet with 10A breaker*
- ST.** Stainless steel trim strip
- SW6.** (6) Silverware cutouts w/plastic bins
- SW8.** (8) Silverware cutouts w/plastic bins
- SW8-PI.** (8) Silverware cutouts w/ plastic bins and (1) 1/3 x 6" deep pan
- SW10.** (10) Silverware cutouts w/stainless steel bins
- T.** Heated storage with stainless steel center wire shelf (KRB/SRB only)
- U.** 14" x 30" stainless steel end drop shelf
- UU.** Molded fiberglass trim strip each
- V.** Adjustable stainless steel bullet feet

* Inclusion of these options will alter the electrical specifications of unit.

SHELLESTEEL/SHELLEYGLAS EQUIPMENT ACCESSORIES

Special Modifications (available on all equipment except where noted)

Contact factory for pricing.

Accessory	Description
SG1	Backsplash A. 2" x 4" backsplash return on end B. 2" x 4" high backsplash (per foot; 3' minimum)
SG2	Custom Fiberglass Color (Shelleyglas only) sample required Add to standard unit price; specify color on original order (per job)
SG2PS	Custom Polystone Fiberglass Color (Shelleyglas only) Add to standard unit price; specify color on original order (per unit)
SG3	Deck Mounted Outlets
SG5	Dry Storage Compartments A. Single door B. Double door C. Sliding door on base (36" & 50") D. Sliding door on base (74" & 96") E. Intermediate Shelf, Adjustable (60" max shelf length)
SG6	Fan Assist Package (Refrigerated cold pans)
SG7	Ferruled Holes B. 1" diameter (each) C. 2" diameter (each) D. 3" diameter (each)
SG8	Heated Interior Sections A. Single door with pan slides 15.62" long B. Single door with pan slides 28.62" long
SG9	Mechanical Access Doors to Interior A. Single door B. Double door C. Single louver door
SG10	Highlight Finish top edge of unit each unit, per linear inch (36" minimum)
SG11	Modify Standard Height Modify height of unit to height 28", 30", 32", 34" & 36" (only)
SG12	Modify Standard Length (Shelleyglas only) Add pricing off chart on next page to standard base pricing. Price includes a top extension - SEE CHART ON NEXT PAGE
SG14	Modify Standard Top Depth A. 1" to 6" B. 7" to 12"
SG15	Paper Cup Dispenser Specify cup manufacturer and rim diameter
SG16	Pizza Pan Insert
SG17	Powder Coating A. G Style counter protector B. H Style counter protector C. HD Style counter protector D. I Style counter protector E. KD Style sneeze guard F. KS Style sneeze guard G. Shelley canopy

SHELLEYSSTEEL/SHELLEYGLAS EQUIPMENT ACCESSORIES

SG12 Standard length modification chart (for Shelleyglas only)

Contact factory for pricing.

MODEL NUMBERS	OVERALL LENGTH
STANDARD 28"	
SG12-28-1	29
SG12-28-2	30
SG12-28-3	31
SG12-28-4	32
SG12-28-5	33
SG12-28-6	34
SG12-28-7	35
STANDARD 36"	
SG12-36-1	37
SG12-36-2	38
SG12-36-3	39
SG12-36-4	40
SG12-36-5	41
SG12-36-6	42
SG12-36-7	43
SG12-36-8	44
SG12-36-9	45
SG12-36-10	46
SG12-36-11	47
SG12-36-12	48
SG12-36-13	49
STANDARD 50"	
SG12-50-1	51
SG12-50-2	52
SG12-50-3	53
SG12-50-4	54
SG12-50-5	55
SG12-50-6	56
SG12-50-7	57
SG12-50-8	58
SG12-50-9	59
STANDARD 60"	
SG12-60-1	61
SG12-60-2	62
SG12-60-3	63
SG12-60-4	64
SG12-60-5	65

MODEL NUMBERS	OVERALL LENGTH
SG12-60-6	65
SG12-60-7	66
SG12-60-8	67
SG12-60-9	68
SG12-60-10	69
SG12-60-11	70
SG12-60-12	71
SG12-60-13	72
STANDARD 74"	
SG12-74-1	75
SG12-74-2	76
SG12-74-3	77
SG12-74-4	78
SG12-74-5	79
SG12-74-6	80
SG12-74-7	81
SG12-74-8	82
SG12-74-9	83
SG12-74-10	84
SG12-74-11	85
SG12-74-12	86
SG12-74-13	87
SG12-74-14	88
SG12-74-15	89
SG12-74-16	90
SG12-74-17	91
SG12-74-18	92
SG12-74-19	93
SG12-74-20	94
SG12-74-21	95
STANDARD 96"	
SG12-96-1	97
SG12-96-2	98
SG12-96-3	99
SG12-96-4	100
SG12-96-5	101
SG12-96-6	102
SG12-96-7	103

MODEL NUMBERS	OVERALL LENGTH
SG12-96-8	104
SG12-96-9	105
SG12-96-10	106
SG12-96-11	107
SG12-96-12	108
SG12-96-13	109
SG12-96-14	110
SG12-96-15	111
SG12-96-16	112
SG12-96-17	113
SG12-96-18	114
SG12-96-19	115
SG12-96-20	116
SG12-96-21	117
SG12-96-22	118
SG12-96-23	119
SG12-96-24	120
SG12-96-125	121
SG12-96-26	122
SG12-96-27	123
SG12-96-28	124
SG12-96-29	125
SG12-96-30	126
SG12-96-31	127
SG12-96-32	128
SG12-96-33	129
SG12-96-34	130
SG12-96-35	131
SG12-96-36	132
SG12-96-37	133
SG12-96-38	134
SG12-96-39	135
SG12-96-40	136
SG12-96-41	137

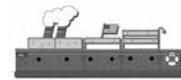
SHELLEYSSTEEL/SHELLEYGLAS SERVING LINE ACCESSORIES

SHELLESTEEL/SHELLEYGLAS EQUIPMENT ACCESSORIES

Special Modifications (available on all equipment except where noted)

Contact factory for pricing.

Accessory	Description
SG17H	Powder Coat Louver Each
SG18	Push/Pull Handles Stainless steel
SG19	Heated Tops
	A. 17.12" x 25.12" recessed 1"
	B. 20.12" x 26.26" recessed 1"
	C. 25.12" x 35.25" recessed 1"
	D. 17.12" x 25.12" flat heated
	E. 20.12" x 26.26" flat heated
	F. 25.12" x 35.25" flat heated
SG20	Refrigerated Understorage Only fits in 60" or longer units, single door
	A. With 1/4 h.p. condensing unit
	B. Without condensing unit when added to self-contained KCSC or SCSC models
SG21	A. Soup Wells 10.5" diameter, with control panel
	B. Soup Wells 8.5" diameter, with control panel
SG22	Slanted Overshelves
	A. Single (per foot; 3' minimum)
	B. Double (per foot; 3' minimum)
SG23	Toe Plates Stainless steel (3' minimum)
SG23B	Extended Sides (3' minimum)
SG24	Tray Slides 12" wide laminated fold-down style (per foot; add to tray slide price)
SG24B	Tray Slides Extend 12" Stainless steel V fold down tray slide (per inch, add to tray slide price)
SG24C	Tray Slides Extend 10" three bar tubular fold down tray slide (per inch, add to tray slide price)
SG25	Canopy and accessories
	A. Dome style
	B. Peak style
	C. Bus style
	D. Stationary frame
	E. Adjustable (tube in tube) frame
	F. 3" letters
	G. 2" or 3" stripe on canopy
SG26	Bus theme, includes, wheels, lights, windshield wipers, striping, license plate, fenders and doors only (does not include canopy, trim strips, lettering or over structure).
	A. Single side only
	B. Dual sided bus
SG27	Boat theme, includes smoke stack with smoke, bow piece, flag, anchor, bell, and name plate (does not include waves, trim stripes or portholes).
	A. Basic package single/dual
	B. Portholes
	C. Wave kick plates
SG28	Train/Circus Train theme, includes smoke stack, engine wheels with piston, cow catcher, cab over shelf, bell, and headlight (does not include wheels for following cars, circus animals, canopy, lettering).
	A. Single side only
	B. Dual side train engine
	C. Circus animals
	D. Balloons, set of three in cluster
	E. Set of two wheels per side for following cars
SG29	Rocket theme, includes nose cone, graphics, and tail wing (does not include trim strips).
	A. Single side only
	B. Dual sided rocket
SG30	Standoff Decor Panel, 18"x18" Shelleyglas/Shelleysteel
SG31	Standoff Decor Panel, Flexible size Shelleyglas/Shelleysteel/Concepts
SG32	Shelley Wing Wall
SG32A	Tempered Glass in Lieu of Standard, Single Tier



SHELLESTEEL/SHELLEYGLAS EQUIPMENT ACCESSORIES

Special Modifications (available on all equipment except where noted)

Contact factory for pricing.

Accessory	Description
SG32B	Tempered Glass in Lieu of Standard, Double Tier
SG32C	3" adjustable height caster, 3" adjustable (set of 4)
SG33	Recessed Wells for 18" x 26" Sheet Pan
	A. Shelleyglass 36"
	B. Shelleyglass 50"
	C. Shelleyglass 62"
	D. Shelleyglass 76"
	E. Shelleyglass 96"
	F. Shelleysteel 36"
	G. Shelleysteel 50"
	H. Shelleysteel 62"
	I. Shelleysteel 76"
	J. Shelleysteel 96"
SG34A	Cash Drawer Insert
SG34B	Cash Counter Tubular Foot Rest
SG36	Shelley Correctional Package
TE	Top extensions (added to base as flat top area)
TE option should only be used for standard length units. Please contact the factory for custom length pricing.	
	TE8. 8" extension
	TE10. 10" extension
	TE14. 14" extension
	TE22. 22" extension
	TE24. 24" extension
	TE32. 32" extension
	TE36. 36" extension
	TE38. 38" extension
ESP	Energy savings power hot food well
LH	Narrow Halogen Heatlamp, 18" Minimum length
LHX	Narrow Halogen Heatlamp with Xenon Lights, 18" Minimum length
LX	Narrow Xenon Display Lights, 18" Minimum length
Spacer Options	
The spacer option (wainscot) includes top, interlocks and legs.	
Please specify fiberglass, stainless steel or laminate when ordering.	
	KSPC. Fiberglass spacer
	SSPC. Stainless steel spacer
	LSPC. Laminate spacer
Power Pole Options	
	PP21-30. 120/208 volt, 3-phase, 30 amp pole
	PP14-50. Locking 120/208 volt, single-phase, 50 amp pole

SPH SERIES - MOBILE HEATED SPEED LINE MODULES

Shelleyspeed[®]
by Delfield



SPH-50

Product Information

- 14-gauge stainless steel top standard
- 9' long cord and plug are supplied standard
- 18-gauge stainless steel exterior standard
- Electrical: 120 volt, 60 cycle, single phase
- Removable sliding lids (two per unit) standard
- Standard on 5" diameter polyurethane locking swivel casters
- Stainless steel fully retractable interlock provided as standard
- Basket rack system is standard
- A wide selection of laminate colors available at no additional charge
- Laminate selection has 18-gauge galvanized base, 16-gauge covered corner supports to protect laminate
- Stay cool surface: Top is designed to stay below 90°, making it safe to touch
- Fin style element maintains even heating temperatures throughout the interior of the cabinet
- Meets NSF2, NSF4, UL and CEC standards
- One year parts and 90 day labor standard warranty. Additional warranties available, see below

Specifications - Contact factory for pricing.

MODEL NUMBER	OVERALL			BASKET CAPACITY	STORAGE CAPACITY (CU. FT.)	AMP	VOLTS	WATTS	SHIP WEIGHT	FREIGHT CLASS
	L	D	H							
SHELLEYSPEED™ HEATED MODULE										
SPH-40	40"	30"	34"	12(13.25"x20.5"x2.5") 6(13.25"x20.5"x4.75")	4.73	17.0	120	1800	370	100
SPH-50	50"	30"	34"	18(13.25"x20.5"x2.5") 9(13.25"x20.5"x4.75")	7.06	17.0	120	1800	525	100
SPH-64	64"	30"	34"	24(13.25"x20.5"x2.5") 12(13.25"x20.5"x4.75")	9.33	17.0	120	1800	550	100
SHELLEYSPEED™ HEATED MODULE - ELEMENTARY HEIGHT										
SPH-40E	40"	30"	30"	8(13.25"x20.5"x2.5") 4(13.25"x20.5"x4.75")	3.37	17.0	120	1800	370	100
SPH-50E	50"	30"	30"	12(13.25"x20.5"x2.5") 6(13.25"x20.5"x4.75")	5.03	17.0	120	1800	525	100
SPH-64E	64"	30"	30"	16(13.25"x20.5"x2.5") 8(13.25"x20.5"x4.75")	6.69	17.0	120	1800	550	100
SHELLEYSPEED™ HEATED MODULE - WIDE WIDTH										
SPH-40W	40"	35"	34"	12(13.25"x26.13"x2.5") 6(13.25"x26.13"x4.75")	5.82	17.0	120	1800	370	100
SPH-50W	50"	35"	34"	18(13.25"x26.13"x2.5") 9(13.25"x26.13"x4.75")	8.68	17.0	120	1800	525	100
SPH-64W	64"	35"	34"	24(13.25"x26.13"x2.5") 12(13.25"x26.13"x4.75")	11.54	17.0	120	1800	550	100
SHELLEYSPEED™ HEATED MODULE - WIDE WIDTH, ELEMENTARY HEIGHT										
SPH-40EW	40"	35"	30"	8(13.25"x26.13"x2.5") 4(13.25"x26.13"x4.75")	4.15	17.0	120	1800	370	100
SPH-50EW	50"	35"	30"	12(13.25"x26.13"x2.5") 6(13.25"x26.13"x4.75")	6.19	17.0	120	1800	525	100
SPH-64EW	64"	35"	30"	16(13.25"x26.13"x2.5") 8(13.25"x26.13"x4.75")	8.22	17.0	120	1800	550	100

Shelleyspeed accessories and modifications can be found on page 124-127.

Additional Warranties	
Net Pricing	
One year parts and labor contract-----	\$305
Two year parts and labor contract-----	\$571

SPR SERIES - MOBILE REFRIGERATED SPEED LINE MODULES

Shelleyspeed®
by Delfield



SPR-50
Shown with optional
merchandising module

Product Information

- 14-gauge stainless steel top standard
- 9' long cord and plug are supplied standard
- 18-gauge stainless steel exterior standard
- Electrical: 120 volt, 60 cycle, single phase
- R134A refrigerant
- Removable sliding lids (two per unit) standard
- Standard on 5" diameter polyurethane locking swivel casters
- Stainless steel fully retractable interlock provided as standard
- Forced air cooling system
- Maintains 33° to 41° temperature requirements
- Basket rack system is standard
- A wide selection of laminate colors available at no additional charge
- Laminate selection has 18-gauge galvanized base, 16-gauge coved corner supports to protect laminate
- Meets NSF2, NSF7, UL and CEC standards
- One year parts and 90 day labor standard warranty. Additional warranties available, see below

Specifications - Contact factory for pricing.

MODEL NUMBER	OVERALL			BASKET CAPACITY	STORAGE CAPACITY (CU. FT.)	AMP	HP	VOLTS	NEMA PLUG	SHIP WEIGHT	FREIGHT CLASS	
	L	D	H									
SHELLEYSPEED™ REFRIGERATED MODULE												
SPR-40	40"	30"	34"	12(13.25"x20.5"x2.5") 6(13.25"x20.5"x4.75")	4.73	5.0	1/5	120	5-15P	370	100	
SPR-50	50"	30"	34"	18(13.25"x20.5"x2.5") 9(13.25"x20.5"x4.75")	7.06	7.0	1/4	120	5-15P	525	100	
SPR-64	64"	30"	34"	24(13.25"x20.5"x2.5") 12(13.25"x20.5"x4.75")	9.38	7.0	1/4	120	5-15P	550	100	
SHELLEYSPEED™ REFRIGERATED MODULE - ELEMENTARY HEIGHT												
SPR-40E	40"	30"	30"	8(13.25"x20.5"x2.5") 4(13.25"x20.5"x4.75")	3.37	5.0	1/5	120	5-15P	370	100	
SPR-50E	50"	30"	30"	12(13.25"x20.5"x2.5") 6(13.25"x20.5"x4.75")	5.03	7.0	1/4	120	5-15P	525	100	
SPR-64E	64"	30"	30"	16(13.25"x20.5"x2.5") 8(13.25"x20.5"x4.75")	6.69	7.0	1/4	120	5-15P	550	100	
SHELLEYSPEED™ REFRIGERATED MODULE - WIDE WIDTH												
SPR-40W	40"	35"	34"	12(13.25"x26.13"x2.5") 6(13.25"x26.13"x4.75")	5.82	5.0	1/5	120	5-15P	370	100	
SPR-50W	50"	35"	34"	18(13.25"x26.13"x2.5") 9(13.25"x26.13"x4.75")	8.68	7.0	1/4	120	5-15P	525	100	
SPR-64W	64"	35"	34"	24(13.25"x26.13"x2.5") 12(13.25"x26.13"x4.75")	11.54	7.0	1/4	120	5-15P	550	100	
SHELLEYSPEED™ REFRIGERATED MODULE - WIDE WIDTH, ELEMENTARY HEIGHT												
SPR-40EW	40"	35"	30"	8(13.25"x26.13"x2.5") 4(13.25"x26.13"x4.75")	4.15	5.0	1/5	120	5-15P	370	100	
SPR-50EW	50"	35"	30"	12(13.25"x26.13"x2.5") 6(13.25"x26.13"x4.75")	6.19	7.0	1/4	120	5-15P	525	100	
SPR-64EW	64"	35"	30"	16(13.25"x26.13"x2.5") 8(13.25"x26.13"x4.75")	8.22	7.0	1/4	120	5-15P	550	100	

Shelleyspeed accessories and modifications can be found on page 124-127.

Additional Warranties	
Net Pricing	
One year parts and labor contract-----	\$305
Two year parts and labor contract-----	\$571
Five year compressor warranty	
1/4 HP-----	\$118
1/5 HP-----	\$118

SPRH SERIES - MOBILE REFRIGERATOR/HEATED SPEED LINE COMBINATION MODULES

Shelleyspeed[®]
by Delfield



SPRH-68

Product Information

- 14-gauge stainless steel top standard
- 9' long cord and plug are supplied standard
- Two separate systems, one heated, one refrigerated
- 18-gauge stainless steel exterior standard
- Electrical: 120 volt, 60 cycle, single phase
- R134A refrigerant
- Removable sliding lids (two per unit) standard
- Standard on 5" diameter polyurethane locking swivel casters
- Stainless steel fully retractable interlock provided as standard
- Basket rack system is standard
- A wide selection of laminate colors available at no additional charge
- Heated portion has stay cool surface, top is designed to stay below 90°
- Laminate selection has 18-gauge galvanized base, 16-gauge coved corner supports to protect laminate
- Meets NSF2, NSF4, NSF7, UL and CEC standards
- One year parts and 90 day labor standard warranty. Additional warranties available, see below

Specifications - Contact factory for pricing.

MODEL NUMBER	OVERALL			BASKET CAPACITY	STORAGE CAPACITY (CU. FT.)	AMP	HP	VOLTS	WATTS	NEMA PLUG	SHIP WEIGHT	FREIGHT CLASS	
	L	D	H										
SHELLEYSPEED™ REFRIGERATOR/HEATED COMBINATION MODULE													
SPRH-68	68"	30"	34"	R	12(13.25"x20.5"x2.5") 6(13.25"x20.5"x4.75")	4.73	18.5	1/5	120	N/A	5-30P	410	100
				H	12(13.25"x20.5"x2.5") 6(13.25"x20.5"x4.75")	4.73		N/A	120	1800			
SHELLEYSPEED™ REFRIGERATOR/HEATED COMBINATION MODULE - ELEMENTARY HEIGHT													
SPRH-68E	68"	30"	30"	R	8(13.25"x20.5"x2.5") 4(13.25"x20.5"x4.75")	3.37	18.5	1/5	120	N/A	5-30P	410	100
				H	8(13.25"x20.5"x2.5") 4(13.25"x20.5"x4.75")	3.37		N/A	120	1800			
SHELLEYSPEED™ REFRIGERATOR/HEATED COMBINATION MODULE - WIDE WIDTH													
SPRH-68W	68"	35"	34"	R	12(13.25"x26.13"x2.5") 6(13.25"x26.13"x4.75")	5.82	18.5	1/5	120	N/A	5-30P	450	100
				H	12(13.25"x26.13"x2.5") 6(13.25"x26.13"x4.75")	5.82		N/A	120	1800			
SHELLEYSPEED™ REFRIGERATOR/HEATED COMBINATION MODULE - WIDE WIDTH, ELEMENTARY HEIGHT													
SPRH-68EW	68"	35"	30"	R	8(13.25"x26.13"x2.5") 4(13.25"x26.13"x4.75")	4.15	18.5	1/5	120	N/A	5-30P	450	100
				H	8(13.25"x26.13"x2.5") 4(13.25"x26.13"x4.75")	4.15		N/A	120	1800			

Shelleyspeed accessories and modifications can be found on page 124-127.

Additional Warranties

Net Pricing
One year parts and labor
contract-----\$305

Two year parts and labor
contract-----\$571

Five year compressor
warranty
1/5 HP -----\$118

SPRF SERIES - MOBILE REFRIGERATOR/FREEZER SPEED LINE COMBINATION MODULES

Shelleyspeed[®]
by Delfield

Product Information

- 14-gauge stainless steel top standard
- Two separate systems, one section refrigerator and one section freezer
- 9' long cord and plug are supplied standard
- 18-gauge stainless steel exterior standard
- Electrical: 120 volt, 60 cycle, single phase
- R134A refrigerant-refrigerator, R404A-freezer
- Removable sliding lids (two per unit) standard
- Standard on 5" diameter polyurethane locking swivel casters
- Stainless steel fully retractable interlock provided as standard
- Basket rack system is standard
- A wide selection of laminate colors available at no additional charge
- Laminate selection has 18-gauge galvanized base, 16-gauge coved corner supports to protect laminate
- Meets NSF2, NSF7, UL and CEC standards
- One year parts and 90 day labor standard warranty. Additional warranties available, see below



SPRF-68

Specifications - Contact factory for pricing.

MODEL NUMBER	L	D	H		BASKET CAPACITY	STORAGE CAPACITY (CU. FT.)	AMP	HP	VOLTS	NEMA PLUG	SHIP WEIGHT	FREIGHT CLASS
SHELLEYSPEED™ REFRIGERATOR/FREEZER COMBINATION MODULE												
SPRF-68	68"	30"	34"	R	12(13.25"x20.5"x2.5") 6(13.25"x20.5"x4.75")	4.73	15.0	1/5	120	5-20P	410	100
				F	12(13.25"x20.5"x2.5") 6(13.25"x20.5"x4.75")	4.42		1/3	120			
SHELLEYSPEED™ REFRIGERATOR/FREEZER COMBINATION MODULE - ELEMENTARY HEIGHT												
SPRF-68E	68"	30"	30"	R	8(13.25"x20.5"x2.5") 4(13.25"x20.5"x4.75")	3.37	15.0	1/5	120	5-20P	410	100
				F	8(13.25"x20.5"x2.5") 4(13.25"x20.5"x4.75")	3.07		1/3	120			
SHELLEYSPEED™ REFRIGERATOR/FREEZER COMBINATION MODULE - WIDE WIDTH												
SPRF-68W	68"	35"	34"	R	24(13.25"x26.13"x2.5") 12(13.25"x26.13"x4.75")	5.82	15.0	1/5	120	5-20P	450	100
				F	24(13.25"x26.13"x2.5") 12(13.25"x26.13"x4.75")	5.44		1/3	120			
SHELLEYSPEED™ REFRIGERATOR/FREEZER COMBINATION MODULE - WIDE WIDTH, ELEMENTARY HEIGHT												
SPRF-68EW	68"	35"	30"	R	8(13.25"x26.13"x2.5") 4(13.25"x26.13"x4.75")	4.15	15.0	1/5	120	5-20P	450	100
				F	8(13.25"x26.13"x2.5") 4(13.25"x26.13"x4.75")	3.77		1/3	120			

Shelleyspeed accessories and modifications can be found on page 124-127.

Additional Warranties	
Net Pricing	
One year parts and labor contract-----	\$305
Two year parts and labor contract-----	\$571
Five year compressor warranty	
1/5 HP -----	\$118
1/3HP-----	\$139

SPF SERIES - MOBILE FREEZER SPEED LINE MODULES

Shelleyspeed®
by Delfield



SPF-52

Product Information

- 14-gauge stainless steel top standard
- 9' long cord and plug are supplied standard
- 18-gauge stainless steel exterior standard
- Electrical: 120 volt, 60 cycle, single phase
- R404A refrigerant
- Maintains 0° to 5°F temperatures
- Removable sliding lids (two per unit) standard
- Standard on 5" diameter polyurethane locking swivel casters
- Cold wall construction
- Stainless steel fully retractable interlock provided as standard
- Basket rack system is standard
- A wide selection of laminate colors available at no additional charge
- Laminate selection has 18-gauge galvanized base, 16-gauge coved corner supports to protect laminate
- Meets NSF2, UL and CEC standards
- One year parts and 90 day labor standard warranty. Additional warranties available, see below

Specifications - Contact factory for pricing.

MODEL NUMBER	OVERALL			BASKET CAPACITY	STORAGE CAPACITY (CU. FT.)	AMP	HP	NEMA PLUG	SHIP WEIGHT	FREIGHT CLASS
	L	D	H							
SHELLEYSPEED™ FREEZER MODULE										
SPF-42	42"	30"	34"	10(13.25"x20.5"x2.5") 5(13.25"x20.5"x4.75")	4.42	8.0	1/3	5-15P	370	100
SPF-52	52"	30"	34"	15(13.25"x20.5"x2.5") 7(13.25"x20.5"x4.75")	6.60	8.0	1/3	5-15P	525	100
SPF-66	66"	30"	34"	20(13.25"x20.5"x2.5") 10(13.25"x20.5"x4.75")	8.77	8.0	1/3	5-15P	550	100
SHELLEYSPEED™ FREEZER MODULE - ELEMENTARY HEIGHT										
SPF-42E	42"	30"	30"	8(13.25"x20.5"x2.5") 4(13.25"x20.5"x4.75")	3.07	8.0	1/3	5-15P	370	100
SPF-52E	52"	30"	30"	12(13.25"x20.5"x2.5") 6(13.25"x20.5"x4.75")	4.57	8.0	1/3	5-15P	525	100
SPF-66E	66"	30"	30"	16(13.25"x20.5"x2.5") 8(13.25"x20.5"x4.75")	6.07	8.0	1/3	5-15P	550	100
SHELLEYSPEED™ FREEZER MODULE - WIDE WIDTH										
SPF-42W	42"	35"	34"	12(13.25"x26.13"x2.5") 6(13.25"x26.13"x4.75")	5.44	8.0	1/3	5-15P	370	100
SPF-52W	52"	35"	34"	18(13.25"x26.13"x2.5") 9(13.25"x26.13"x4.75")	8.11	8.0	1/3	5-15P	525	100
SPF-66W	66"	35"	34"	24(13.25"x26.13"x2.5") 12(13.25"x26.13"x4.75")	10.78	8.0	1/3	5-15P	550	100
SHELLEYSPEED™ FREEZER MODULE - WIDE WIDTH, ELEMENTARY HEIGHT										
SPF-42EW	42"	35"	30"	8(13.25"x26.13"x2.5") 4(13.25"x26.13"x4.75")	3.77	8.0	1/3	5-15P	370	100
SPF-52EW	52"	35"	30"	12(13.25"x26.13"x2.5") 6(13.25"x26.13"x4.75")	5.62	8.0	1/3	5-15P	525	100
SPF-66EW	66"	35"	30"	16(13.25"x26.13"x2.5") 8(13.25"x26.13"x4.75")	7.47	8.0	1/3	5-15P	550	100

Additional Warranties

Net Pricing

One year parts and labor contract-----\$305

Two year parts and labor contract -----\$571

Five year compressor warranty
1/3 H.P. -----\$139

Shelleyspeed accessories and modifications can be found on page 124-127.

SPRDP SERIES - MOBILE REFRIGERATED DISPLAY SPEED LINE MODULE 30" MODULE DEPTH

Shelleyspeed[®]
by Delfield

Product Information

Display Section

- Display exterior sides are made of 18-gauge stainless steel
- Door locks standard
- ABS plastic interior sides with molded shelf supports
- (4) adjustable epoxy coated wire shelves
- On/off switch for the display section light(s)
- Top mount coil with multiple fans circulating the air throughout the cabinet
- Display section runs off a thermostatic control
- Display maintains temperatures 36° to 40° in 100° ambient
- Sliding and removable self-closing .5" thick argon filled, low-E, warm edge insert, thermopane glass doors with left and right vertical gasket

Base Section

- 14-gauge stainless steel top standard
- 18-gauge stainless steel exterior body
- 9' long cord and plug are supplied standard
- R404A refrigerant
- Standard on 5" diameter polyurethane locking casters
- Stainless steel fully retractable interlock provided as standard
- A wide selection of laminate colors available at no additional charge
- One year parts and 90 day labor standard warranty. Additional warranties available, see below



SPRD48P-50NE

Specifications - Contact factory for pricing.

MODEL NUMBER	OVERALL			DISPLAY SHELF AREA SQ. FT.	DISPLAY STORAGE CUBIC FT.	AMP	HP	VOLTS	NEMA PLUG	SHIP WEIGHT	FREIGHT CLASS
	L	D	H								
SHELLEYSPEED™ REFRIGERATED DISPLAY MODULE, 24" DEEP DISPLAY CASE											
SPRD36P-36N	36"	30"	76"	15.4	11	12.0	1/2	115	5-15P	517	110
SPRD36P-50N	50"	30"	76"	15.4	11	12.0	1/2	115	5-15P	557	110
SPRD48P-50N	50"	30"	76"	21.3	15.1	12.0	1/2	115	5-15P	710	110
SPRD48P-60N	60"	30"	76"	21.3	15.1	12.0	1/2	115	5-15P	746	110
SPRD60P-74N	74"	30"	76"	27.2	19.3	16.0	3/4	115	5-20P	775	110
SPRD72P-74N	74"	30"	76"	33.2	23.5	16.0	3/4	115	5-20P	858	110
SHELLEYSPEED™ REFRIGERATED DISPLAY MODULE, 24" DEEP DISPLAY CASE, ELEMENTARY HEIGHT											
SPRD36P-36NE	36"	30"	72"	15.4	11	12.0	1/2	115	5-15P	517	110
SPRD36P-50NE	50"	30"	72"	15.4	11	12.0	1/2	115	5-15P	557	110
SPRD48P-50NE	50"	30"	72"	21.3	15.1	12.0	1/2	115	5-15P	710	110
SPRD48P-60NE	60"	30"	72"	21.3	15.1	12.0	1/2	115	5-15P	740	110
SPRD60P-74NE	74"	30"	72"	27.2	19.3	16.0	3/4	115	5-20P	775	110
SPRD72P-74NE	74"	30"	72"	33.2	23.5	16.0	3/4	115	5-20P	858	110

Shelleyspeed accessories and modifications can be found on page 124-127.

Additional Warranties

	Net Pricing
One year parts and labor contract-----	\$305
Two year parts and labor contract-----	\$571
Five year compressor warranty	
1/2 HP -----	\$152
3/4 HP -----	\$158

SPRDP SERIES - MOBILE REFRIGERATED DISPLAY SPEED LINE MODULE 35" MODULE DEPTH

Shelleyspeed[®]
by Delfield



SPRD48P-50DW

Product Information

Display Section

- Display exterior sides are made of 18-gauge stainless steel
- Door locks standard
- ABS plastic interior sides with molded shelf supports
- (4) adjustable epoxy coated wire shelves
- On/off switch for the display section light(s)
- Top mount coil with multiple fans circulating the air throughout the cabinet
- Display section runs off a thermostatic control
- Display maintains temperatures 36° to 40° in 100° ambient
- Sliding and removable self-closing .5" thick argon filled, low-E, warm edge insert, thermopane glass doors with left and right vertical gasket

Base Section

- 14-gauge stainless steel top standard
- 18-gauge stainless steel exterior body
- 9' long cord and plug are supplied standard
- R404A refrigerant
- Standard on 5" diameter polyurethane locking casters
- Stainless steel fully retractable interlock provided as standard
- A wide selection of laminate colors available at no additional charge
- One year parts and 90 day labor standard warranty. Additional warranties available, see below

Specifications - Contact factory for pricing.

MODEL NUMBER	OVERALL			DISPLAY SHELF AREA SQ. FT.	DISPLAY STORAGE CUBIC FT.	AMP	HP	VOLTS	NEMA PLUG	SHIP WEIGHT	FREIGHT CLASS
	L	D	H								
SHELLEYSPEED™ REFRIGERATED DISPLAY MODULE, 30" DEEP DISPLAY CASE											
SPRD36P-36DW	36"	35"	76"	20.6	14.3	12.0	1/2	115	5-15P	576	110
SPRD36P-50DW	50"	35"	76"	20.6	14.3	12.0	1/2	115	5-15P	625	110
SPRD48P-50DW	50"	35"	76"	28.5	19.8	12.0	1/2	115	5-15P	789	110
SPRD48P-60DW	60"	35"	76"	28.5	19.8	12.0	1/2	115	5-15P	819	110
SPRD60P-74DW	74"	35"	76"	36.4	25.2	16.0	3/4	115	5-20P	919	110
SPRD72P-74DW	74"	35"	76"	44.4	30.7	16.0	3/4	115	5-20P	1095	110
SHELLEYSPEED™ REFRIGERATED DISPLAY MODULE, 30" DEEP DISPLAY CASE, ELEMENTARY HEIGHT											
SPRD36P-36DEW	36"	35"	72"	20.6	14.3	12.0	1/2	115	5-15P	576	110
SPRD36P-50DEW	50"	35"	72"	20.6	14.3	12.0	1/2	115	5-15P	625	110
SPRD48P-50DEW	50"	35"	72"	28.5	19.8	12.0	1/2	115	5-15P	789	110
SPRD48P-60DEW	60"	35"	72"	28.5	19.8	12.0	1/2	115	5-15P	819	110
SPRD60P-74DEW	74"	35"	72"	36.4	25.2	16.0	3/4	115	5-20P	919	110
SPRD72P-74DEW	74"	35"	72"	44.4	30.7	16.0	3/4	115	5-20P	1095	110

Shelleyspeed accessories and modifications can be found on page 124-127.

Additional Warranties

Net Pricing
One year parts and labor contract----- \$305

Two year parts and labor contract----- \$571

Five year compressor warranty
1/2 HP ----- \$152
3/4 HP ----- \$158

SPHM SERIES - MOBILE HEATED DISPLAY SPEED LINE MODULE

Shelleyspeed[®]
by Delfield

Product Information

Base Section

- 14-gauge stainless steel top standard
- 18-gauge stainless steel exterior body
- Base of unit has dry storage; lid rack or basket rack optional
- Hinged door(s) with black ABS recessed door handle standard
- Standard on 5" diameter polyurethane locking swivel casters
- Stainless steel fully retractable interlock provided as standard
- Laminate section has 18-gauge galvanized base and 16-gauge coved corner supports to protect laminate
- A wide selection of laminate colors available at no additional charge
- One year parts and 90 day labor standard warranty. Additional warranties available, see below

Display Section

- 9' long cord and plug are supplied standard
- Top heated cabinet maintains NSF4 requirements; holds product temperatures at 140 degrees
- Two sliding doors standard, easily removable for serving period
- Cabinet interior has lighting to enhance merchandising
- Heated merchandiser accommodates 13.25"x20.5"x2.5" or 13.25"x20.5"x4.75" size baskets
- Sloped peak of heated cabinet accommodates baskets for added merchandising
- Meets UL, NSF2, NSF4 and CEC standards



SPHM-64

Specifications - Contact factory for pricing.

MODEL NUMBER	OVERALL			BASKET CAPACITY (HEATED PORTION)	BASE STORAGE CAPACITY CU.FT.	AMP	VOLTS	WATTS	NEMA PLUG	SHIP WEIGHT	FREIGHT CLASS
	L	D	H								
SHELLEYSPEED™ HEATED DISPLAY MODULE											
SPHM-50	50"	30"	64.9"	6(13.25"x20.5"x2.5") 3(13.25"x20.5"x4.75")	13.63	14.75	120	1770	5-20P	440	100
SPHM-64	64"	30"	64.9"	8(13.25"x20.5"x2.5") 4(13.25"x20.5"x4.75")	18.17	16.3	120	1960	5-20P	490	100
SHELLEYSPEED™ HEATED DISPLAY MODULE - ELEMENTARY HEIGHT											
SPHM-50E	50"	30"	60.9"	6(13.25"x20.5"x2.5") 3(13.25"x20.5"x4.75")	9.08	14.75	120	1770	5-20P	440	100
SPHM-64E	64"	30"	60.9"	8(13.25"x20.5"x2.5") 4(13.25"x20.5"x4.75")	12.1	16.3	120	1960	5-20P	490	100
SHELLEYSPEED™ HEATED DISPLAY MODULE - WIDE WIDTH											
SPHM-50W	50"	35"	64.9"	6(13.25"x26.13"x2.5") 3(13.25"x26.13"x4.75")	14.63	14.75	120	1770	5-20P	460	100
SPHM-64W	64"	35"	64.9"	8(13.25"x26.13"x2.5") 4(13.25"x26.13"x4.75")	19.5	16.3	120	1960	5-20P	510	100
SHELLEYSPEED™ HEATED DISPLAY MODULE - WIDE WIDTH, ELEMENTARY HEIGHT											
SPHM-50EW	50"	35"	60.9"	6(13.25"x26.13"x2.5") 3(13.25"x26.13"x4.75")	9.75	14.75	120	1770	5-20P	460	100
SPHM-64EW	64"	35"	60.9"	8(13.25"x26.13"x2.5") 4(13.25"x26.13"x4.75")	13	16.3	120	1960	5-20P	510	100

Shelleyspeed accessories and modifications can be found on page 124-127.

Additional Warranties
Net Pricing
One year parts and labor contract-----\$305
Two year parts and labor contract ----- \$571

SPM SERIES - MOBILE UTILITY (MERCHANDISING) SPEED LINE MODULES

Shelleyspeed
by Delfield



SPM-50

Product Information

- 14-gauge stainless steel top standard
- 18-gauge stainless steel exterior body
- Units have a single or double door dry compartment for storage
- Standard on 5" diameter polyurethane locking swivel casters
- Stainless steel fully retractable interlock provided as standard
- A wide selection of laminate colors
- available at no additional charge
- Laminate selection has 18-gauge galvanized base, 16-gauge coved corner supports to protect laminate
- Meets NSF2 standard
- One year parts and 90 day labor standard warranty. Additional warranties available, see below

Specifications - Contact factory for pricing.

MODEL NUMBER	OVERALL			# OF DOORS	BASKET CAPACITY (BASE OF UNIT)*	LID STORAGE CAPACITY (BASE OF UNIT)*	SHIP WEIGHT	FREIGHT CLASS
	L	D	H					

SHELLEYSPEED™ UTILITY (MERCHANDISING) MODULE

SPM-28	28"	30"	34"	1	8(13.25"x20.5"x2.5") 4(13.25"x20.5"x4.75")	N/A	165	125
SPM-36	36"	30"	34"	1	8(13.25"x20.5"x2.5") 4(13.25"x20.5"x4.75")	N/A	185	125
SPM-50	50"	30"	34"	2	16(13.25"x20.5"x2.5") 8(13.25"x20.5"x4.75")	14	205	125
SPM-74	74"	30"	34"	2	24(13.25"x20.5"x2.5") 12(13.25"x20.5"x4.75")	14	270	125

SHELLEYSPEED™ UTILITY (MERCHANDISING) MODULE - ELEMENTARY HEIGHT

SPM-28E	28"	30"	30"	1	5(13.25"x20.5"x2.5") 2(13.25"x20.5"x4.75")	N/A	165	125
SPM-36E	36"	30"	30"	1	5(13.25"x20.5"x2.5") 2(13.25"x20.5"x4.75")	N/A	185	125
SPM-50E	50"	30"	30"	2	10(13.25"x20.5"x2.5") 5(13.25"x20.5"x4.75")	8	205	125
SPM-74E	74"	30"	30"	2	15(13.25"x20.5"x2.5") 7(13.25"x20.5"x4.75")	8	270	125

SHELLEYSPEED™ UTILITY (MERCHANDISING) MODULE - WIDE WIDTH

SPM-28W	28"	35"	34"	1	8(13.25"x26.13"x2.5") 4(13.25"x26.13"x4.75")	N/A	165	125
SPM-36W	36"	35"	34"	1	8(13.25"x26.13"x2.5") 4(13.25"x26.13"x4.75")	N/A	185	125
SPM-50W	50"	35"	34"	2	16(13.25"x26.13"x2.5") 8(13.25"x26.13"x4.75")	14	205	125
SPM-74W	74"	35"	34"	2	24(13.25"x26.13"x2.5") 12(13.25"x26.13"x4.75")	14	270	125

SHELLEYSPEED™ UTILITY (MERCHANDISING) MODULE - WIDE WIDTH, ELEMENTARY HEIGHT

SPM-28EW	28"	35"	30"	1	5(13.25"x20.5"x2.5") 2(13.25"x20.5"x4.75")	N/A	165	125
SPM-36EW	36"	35"	30"	1	5(13.25"x20.5"x2.5") 2(13.25"x20.5"x4.75")	N/A	185	125
SPM-50EW	50"	35"	30"	2	10(13.25"x20.5"x2.5") 5(13.25"x20.5"x4.75")	8	205	125
SPM-74EW	74"	35"	30"	2	15(13.25"x20.5"x2.5") 7(13.25"x20.5"x4.75")	8	270	125

*Only if ordering the lid or basket storage module.

Shelleyspeed accessories and modifications can be found on page 124-127.

Additional Warranties

Net Pricing

One year parts and labor contract-----\$305

Two year parts and labor contract-----\$571

SHELLEYSPEED® SERVING LINES

SPCS SERIES - MOBILE CASHIER SPEED LINE MODULES

Shelleyspeed[®]
by Delfield

Product Information

- 14-gauge stainless steel top standard
- 18-gauge stainless steel exterior standard
- Full NSF and UL certification
- A wide selection of laminate colors available at no additional charge
- Standard on 5" diameter polyurethane locking swivel casters
- Stainless steel fully retractable interlock provided as standard
- A 3" grommet hole is located at the rear of the top to allow cord access for cash register
- Stainless steel locking cash drawer standard
- Stainless steel under shelf can serve as foot rest or storage
- Add eye catching decal packages or bright canopies to create a distinctive look
- Laminate selection has 18-gauge galvanized base, 16-gauge coved corner supports to protect laminate
- One year parts and 90 day labor standard warranty. Additional warranties available, see below



SPCS-30

Specifications - Contact factory for pricing.

MODEL NUMBER	DESCRIPTION	OVERALL			SHIP WEIGHT	FREIGHT CLASS
		L	D	H		
SHELLEYSPEED™ CASHIER COUNTER MODULE						
SPCS-30	cashier counter module	30"	30"	34"	180	100
SPCS-36	cashier counter module	36"	30"	34"	210	100
SHELLEYSPEED™ CASHIER COUNTER MODULE - ELEMENTARY HEIGHT						
SPCS-30E	cashier counter module	30"	30"	30"	180	100
SPCS-36E	cashier counter module	36"	30"	30"	210	100
SHELLEYSPEED™ CASHIER COUNTER MODULE - WIDE WIDTH						
SPCS-30W	cashier counter module	30"	35"	34"	190	100
SPCS-36W	cashier counter module	36"	35"	34"	220	100
SHELLEYSPEED™ CASHIER COUNTER MODULE - WIDE WIDTH, ELEMENTARY HEIGHT						
SPCS-30EW	cashier counter module	30"	35"	30"	190	100
SPCS-36EW	cashier counter module	36"	35"	30"	220	100

Shelleyspeed accessories and modifications can be found on page 124-127.

Additional Warranties	
Net Pricing	
One year parts and labor contract-----	\$305
Two year parts and labor contract-----	\$571

SHELLEYSPEED® EQUIPMENT ACCESSORIES

Contact factory for pricing.

SPH - HEATED SPEED LINE SERVING MODULES

SPR - REFRIGERATED SPEED LINE SERVING MODULES

SPA.	12" stainless steel V fold-down tray slide
SPB	12" stainless steel "V" style, 14-gauge fold-down tray slide
SPC.	10" three-bar tubular fold-down tray slide
SPD.	10" composite fold-down cutting board
SPE.	10" stainless steel fold-down work shelf
SPF.	Line-up interlock device
SPFL.	Flourescent light (in overstructures)
SPHEO.	208V electrical
SPJ.	12" stainless steel overshef, 18-gauge, (W models are 18")
SPJ2.	12" stainless steel overshef, two tier, (W models are 18")
SPKD.	Double service flip-up sneeze guard
SPSMS.	Single tier merchandising shelf
SPDMS.	Double tier merchandising shelf
SPU.	14" x 30" stainless steel end drop shelf
SPUW.	14" x 35" stainless steel end drop shelf
SPV.	Adjustable stainless steel bullet feet

SPRH - REFRIGERATED/HEATED SPEED LINE COMBINATION MODULES

SPRF - REFRIGERATOR/FREEZER SPEED LINE COMBINATION MODULES

SPA.	12" stainless steel V fold-down tray slide
SPB.	12" stainless steel "V" style, 14-gauge fold-down tray slide
SPC.	10" three-bar tubular fold-down tray slide
SPD.	10" composite fold-down cutting board
SPE.	10" stainless steel fold-down work shelf
SPF.	Line-up interlock device
SPFL.	Flourescent light (in overstructures)
SPHEO.	208V electrical
SPJ.	12" stainless steel overshef, 18-gauge, (W models are 18")
SPJ2.	12" stainless steel overshef, two tier, (W models are 18")
SPKD.	Double service flip-up sneeze guard
SPSMS.	Single tier merchandising shelf
SPDMS.	Double tier merchandising shelf
SPU.	14" x 30" stainless steel end drop shelf
SPUW.	14" x 35" stainless steel end drop shelf
SPV.	Adjustable stainless steel bullet feet

SPF - FREEZER SPEED LINE SERVING MODULES

SPA.	12" stainless steel V fold-down tray slide
SPB.	12" stainless steel "V" style, 14-gauge fold-down tray slide
SPC.	10" three-bar tubular fold-down tray slide
SPD.	10" composite fold-down cutting board
SPE.	10" stainless steel fold-down work shelf
SPF.	Line-up interlock device
SPFL.	Flourescent light (in overstructures)
SPJ.	12" stainless steel overshef, 18-gauge, (W models are 18")
SPJ2.	12" stainless steel overshef, two tier, (W models are 18")
SPKD.	Double service flip-up sneeze guard
SPSMS.	Single tier merchandising shelf
SPDMS.	Double tier merchandising shelf
SPU.	14" x 30" stainless steel end drop shelf
SPUW.	14" x 35" stainless steel end drop shelf
SPV.	Adjustable stainless steel bullet feet

SPRD-REFRIGERATED DISPLAY CASE SPEED LINE MODULE

SPCSH	10" x 30" stainless steel cash shelf
SPCSHW	10" x 35" stainless steel cash shelf
SPS	Additional shelf for display
	A. 36"
	B. 48"
	C. 60"
	D. 72"
SPU	14" x 30" stainless steel end drop shelf
SPUW	14" x 35" stainless steel end drop shelf
	230 volt, 50 cycle system

SPHM - HEATED MERCHANDISER SPEED LINE SERVING MODULES

SPA.	12" stainless steel V fold-down tray slide
SPBSL.	Base storage lids
SPBSB.	Base storage baskets
SPC.	10" three-bar tubular fold-down tray slide
SPD.	10" composite fold-down cutting board
SPE.	10" stainless steel fold-down work shelf
SPF.	Line-up interlock device
SPU.	14" x 30" stainless steel end drop shelf
SPUW.	14" x 35" stainless steel end drop shelf
SPV.	Adjustable stainless steel bullet feet

SHELLEYSPEED® EQUIPMENT ACCESSORIES

Contact factory for pricing.

SPM - UTILITY SPEED LINE MODULE

SPA.	12" stainless steel V fold-down tray slide
SPB.	12" stainless steel "V" style, 14-gauge fold-down tray slide
SPBSL.	Base storage for lids
SPBSB.	Base storage for baskets
SPC.	10" three-bar tubular fold-down tray slide
SPD.	10" composite fold-down cutting board
SPE.	10" stainless steel fold-down work shelf
SPF.	Line-up interlock device
SPJ.	12" stainless steel overshef, 18-gauge
SPJ2.	12" stainless steel overshef, two tier
SPKD.	Double service flip-up sneeze guard
SPQ.*	115/15A outlet with 10A breaker
SPSMS.	Single tier merchandising shelf
SPDMS.	Double tier merchandising shelf
SPU.	14" x 30" stainless steel end drop shelf
SPV.	Adjustable stainless steel bullet feet

**Inclusion of these options will alter the electrical specifications of unit.*

SPMW - UTILITY SPEED LINE MODULE

SPA.	12" stainless steel V fold-down tray slide
SPB.	12" stainless steel "V" style, 14-gauge fold-down tray slide
SPBSL.	Base storage lids
SPBSB.	Base storage baskets
SPC.	10" three-bar tubular fold-down tray slide
SPD.	10" composite fold-down cutting board
SPE.	10" stainless steel fold-down work shelf
SPF.	Line-up interlock device
SPJ.	18" stainless steel overshef, 18-gauge
SPJ2.	18" stainless steel overshef, two tier
SPKD.	Double service flip-up sneeze guard
SPQ.*	115/15A outlet with 10A breaker
SPSMS.	Single tier merchandising shelf
SPDMS.	Double tier merchandising shelf
SPUW.	14" x 35" stainless steel end drop shelf
SPV.	Adjustable stainless steel bullet feet

**Inclusion of these options will alter the electrical specifications of unit.*

SPCS - CASHIER STAND SPEED LINE MODULE

SPA.	12" stainless steel "V" fold-down tray slide
SPB.	12" stainless steel "V" style, 14-gauge fold-down tray slide
SPC.	10" three-bar tubular fold-down tray slide
SPD.	10" composite fold-down cutting board
SPE.	10" stainless steel fold-down work shelf
SPF.	Line-up interlock device
SPPAN3.	(3) 1/3 x 6" deep pans
SPQ.*	115/15A outlet with 10A breaker
SPSW6.	(6) Silverware cutouts w/plastic bins
SPSW8.	(8) Silverware cutouts w/plastic bins
SPSW8-PI	(8) Silverware cutouts w/plastic and (1) 1/3x6" deep pan
SPSW10.	(10) Silverware cutouts w/plastic bins
SPU.	14" x 30" stainless steel end drop shelf
SPUW.	14" x 35" stainless steel end drop shelf
SPV.	Adjustable stainless steel bullet feet

*Inclusion of these options will alter the electrical specifications of unit.

MISCELLANEOUS ACCESSORIES

SPB30-4	4" wire basket chrome plated (13.25" x 20.5" x 4.75")
SPB30-2	2" wire basket chrome plated (13.25" x 20.5" x 2.5")
SPB35-4	4" wire basket chrome plated (13.25" x 26.13" x 4.75")
SPB35-2	2" wire basket chrome plated (13.25" x 26.13" x 2.5")
SPBFF	French fry basket for heated merchandiser (13.25" x 20.5" x 2.2")
SP22B	Slanted overshelves, double sided (per foot, 3' minimum)
SPDP	Decal packages
SP25	Canopy and accessories
	A. Dome style <i>Per inch</i>
	B. Peak style <i>Per inch</i>
	C. Bus style <i>Per inch</i>
	D. Stationary frame
	E. Adjustable (tube in tube) frame
	F. 3" letters <i>Each</i>
	G. 2" or 3" stripe on canopy <i>Per inch</i>
SPBD-30	Basket dolly 30" deep units
SPBD-35	Basket dolly 35" deep units
SG32C	3" adjustable height caster, 3" adjustable (set of 4) <i>Per Unit</i>
SG36	Shelley Correctional Package
LH	Narrow Halogen Heatlamp, 18" <i>Minimum length Per linear inch</i>
LHX	Narrow Halogen Heatlamp with Xenon Lights, 18" <i>Minimum length Per linear inch</i>
LX	Narrow Xenon Display Lights, 18" <i>Minimum length Per linear inch</i>

N, N6/N10/N14

Milk or Beverage Dispensers

NDF

Milk or Beverage Dispensers

NLFAC

Milk or Beverage Dispensers

KCM/KCFM

Milk and Ice Cream Dispensers

SCM/SCFM

Milk and Ice Cream Dispensers

SCF & NSCF

Milk and Ice Cream Dispensers



N, N6/N10/N14 AND NDF SERIES - MILK AND BEVERAGE DISPENSERS

Product Information

N SERIES ONLY

- Six anodized aluminum divider trays per opening except opening over compressor, (2) supplied over compressor
- Refrigeration system shall be HFC-134A refrigerant
- One year parts and 90 day labor standard warranty. Additional warranties available, see below

N6/N10/N14 SERIES ONLY

- Cabinet top and corners to be 16-gauge stainless steel
- Cabinet sides to be 22-gauge stainless steel
- Interior liner to be water tight 22-gauge stainless steel
- 1" IPS drain
- Units insulated with foamed in place polyurethane
- Units to have sliding stainless steel lids with recessed handle
- Self-leveling mechanisms shall be adjustable by adding and removing stainless steel extension springs located inside the elevator housing
- Dispenser platform carrier shall be 18-gauge stainless steel and removable for cleaning
- 6" adjustable stainless steel legs
- Refrigeration system shall be HFC-134A refrigerant
- Expansion valve and pressure control

- Cabinet temperatures maintain 36°F to 40°F (2°C to 4°C)
- 9' cord and plug
- One year parts and 90 day labor standard warranty. Additional warranties available, see below

NDF SERIES ONLY

- Cabinet exterior to be 20-gauge stainless steel
- Cabinet sides to be 18-gauge stainless steel
- Interior liner to be water-tight 22-gauge stainless steel
- 1" IPS drain
- Units insulated with foamed in place polyurethane
- Two lids standard, one lift up and one fold down with door lock
- (4) 4.00" diameter polyolefin swivel casters (all locking)
- Non-marring gray corner bumpers
- Digital solar thermometer
- Refrigeration system shall be HFC-134A refrigerant
- Expansion valve and pressure control
- Cabinet temperatures maintain 36°F to 40°F (2°C to 4°C)
- 9' cord and plug
- One year parts and 90 day labor standard warranty. Additional warranties available, see below



N-860

Unit shown with optional casters



N10-1313-34

Unit shown with optional casters

Specifications and Prices

MODEL NUMBER	DIMENSIONS			CAPACITY	H.P.	AMP	VOLTS	NEMA PLUG	SHIP WEIGHT	FREIGHT CLASS	LIST PRICE
	L	D	H								
FREE-STANDING MILK OR BEVERAGE DISPENSERS—40°F STORAGE ONLY											
N-520	29"	28"	36"	240	1/4	5.0	120	5-15P	327	110	\$15,342
N-860	42"	28"	36"	408	1/4	5.0	120	5-15P	392	110	\$17,231
N-1200	55"	28"	36"	576	1/4	5.0	120	5-15P	462	110	\$19,036
N-1530	68"	28"	36"	744	1/4	5.0	120	5-15P	532	110	\$21,444
N6-1313-34	36"	32"	34"	6	1/4	5.0	120	5-15P	382	110	\$15,450
N6-1313-36	36"	32"	36"	6	1/4	5.0	120	5-15P	402	110	\$15,532
N10-1313-34	54.5"	32"	34"	10	1/4	5.0	120	5-15P	545	110	\$18,974
N10-1313-36	54.5"	32"	36"	10	1/4	5.0	120	5-15P	565	110	\$19,081
N14-1313-34	73"	32"	34"	14	1/4	5.0	120	5-15P	650	110	\$22,517
N14-1313-36	73"	32"	36"	14	1/4	5.0	120	5-15P	670	110	\$22,620
NDF-12	35.88"	33.38"	57"	12	1/4	5.0	120	5-15P	365	110	\$13,322
NDF-18	49.88"	33.38"	57"	18	1/3	7.0	120	5-15P	430	110	\$14,024

Accessories and Modifications

Wrap-around bumpers (N-520 only; adds 1.75" to length and depth) -----	\$502
Wrap-around bumpers (N-860, N6, NDF-12 only; adds 1.75" to length and depth) -----	\$651
Wrap-around bumpers (N-1200, N10, NDF-18 only; adds 1.75" to length and depth) -----	\$802
Wrap-around bumpers (N-1530 and N14 only; adds 1.75" to length and depth) -----	\$942
(4) 5" diameter casters (heavy-duty polyurethane) with corner bumpers (4 locking; N & N6/N10/N14 only adds 1.75" to L & D) -----	\$748
Lid locking device (N & N6/N10/N14 only; specify unit) -----	\$668
Dial-style or digital-style thermometer -----	\$729
220 volt, 50/60 cycle, single phase electrical connections -----	\$1,042
Wire basket (N only; per three; see chart at right) -----	\$356
6" high adjustable stainless steel legs (NDF units only; specify on original order) -----	N/C
Omit elevators (N6, N10 and N14 models only)	
N6 -----	credit \$343
N10 -----	credit \$693
N14 -----	credit \$1,041
Plastic air curtain opening on NDF models -----	\$684
Stainless steel divider tray (each) -----	\$37

Laminate & Fiberglass Pricing Chart

Must specify color selection on order.

MODEL	LAMINATE PRICE	FIBERGLASS PANEL PRICE
N-520	\$618	\$807
N-860	\$674	\$857
N-1200	\$727	\$935
N-1530	\$782	\$984
N6	\$668	\$964
N10	\$741	\$942
N14	\$810	\$673
NDF-12	\$900	\$1,085
NDF-18	\$900	\$1,008

Wire Basket Pricing

MODEL	# OF BASKETS	LIST PRICE
N-520	9	\$1,067
N-860	15	\$1,780
N-1200	21	\$2,492
N-1530	27	\$3,203

Additional Warranties

Net Pricing

One year parts and labor contract ----- \$305

Two year parts and labor contract ----- \$571

Five year compressor warranty
1/4 H.P. ----- \$118
1/3 H.P. ----- \$139

NLFAC SERIES - MILK OR BEVERAGE DISPENSER



NLFAC-12

Product Information

- Cabinet to be 18-gauge stainless steel
- Cabinet bottom to be 14-gauge stainless steel
- Interior liner to be water-tight 22-gauge stainless steel
- 1" diameter drain
- Units insulated with foamed in place polyurethane
- (2) Hinged lids with locks, molded of black ABS plastic
- 16-gauge dividers self locate milk crates
- Patented "air curtain" design
- (2) Evaporator coils
- Refrigeration system to be HFC-134A
- Expansion valve, thermostat and defrost timer standard
- Refrigerated temperatures maintain 36°F to 40°F (2°C to 4°C)
- Product will maintain 40°F (4°C) for 2 hours with lids open
- (4) 5.00" diameter polyolefin swivel casters (all locking)
- 8' cord and plug supplied
- One year parts and 90 days labor warranty. Additional warranties available

Specifications and Prices

MODEL NUMBER	DIMENSIONS			CAPACITY	H.P.	AMP	VOLTS	NEMA PLUG	SHIP WEIGHT	FREIGHT CLASS	WTY NET	LIST PRICE
	L	D	H									
FREE-STANDING MILK OR BEVERAGE DISPENSERS — 40°F STORAGE ONLY												
With "air curtain" opening												
NLFAC-8	40"	32"	42.5"	8	1/3	7.0	115	5-15P	401	110	\$75	\$15,168
NLFAC-12	54"	32"	42.5"	12	1/2	9.0	115	5-15P	491	110	\$81	\$16,470
NLFAC-16	68"	32"	42.5"	16	1/2	11.0	115	5-15P	583	110	\$86	\$17,482

Accessories and Modifications

Fiberglass accent panels, front and both sides (NLFAC only; specify color)

NLFAC-8	-----	\$625
NLFAC-12	-----	\$643
NLFAC-16	-----	\$666

220V, 50/60 cycle, single phase electrical connections----- \$1,042

Wrap around bumpers (NLFAC only adds 1.75" to length and depth)

NLFAC-8	-----	\$651
NLFAC-12	-----	\$802
NLFAC-16	-----	\$943

Laminate exterior (specify manufacturer and color)

NLFAC-8	-----	\$458
NLFAC-12	-----	\$477
NLFAC-16	-----	\$495

Additional Warranties

Net Pricing

One year parts and labor contract----- \$305

Two year parts and labor contract ----- \$571

Five year compressor warranty

1/3 H.P. ----- \$139

1/2 H.P. ----- \$152

KCM SERIES - MILK COUNTERS KCFM SERIES - MILK AND ICE CREAM COUNTERS SCM SERIES - SHELLEYSSTEEL MILK COUNTERS SCFM SERIES - SHELLEYSSTEEL MILK AND ICE CREAM CABINETS

Product Information

- All corners and center sides reinforced with galvanized bracing
- Full NSF and UL Certification
- 14-gauge tops
- All units are standard on 5" diameter swivel casters for easy cleaning and mobility
- Easy to use interlock system is standard on base and tray slides
- Enclosed bases for vermin control
- A maximum 10' long cord and plug are supplied standard
- Top has one; two, three or four die stamped openings and is provided with hinged stainless steel removable lids
- Watertight inner liner has radius corners for easy cleaning
- Equipped with a drain plumbed to a drain valve
- Refrigerated compartment is equipped with automatic self-leveling, field adjustable elevators. Divider trays are supplied
- Milk capacities are based on half pint, 2.75" x 2.75" gable top cartons
- 60 hertz, single phase electrical standard
- All body cutouts reinforced with 14-gauge channel supports

- Easy to use interlock system is standard on base and tray slides
- Easily modified with a complete array of standard accessories
- One year parts and 90 day labor standard warranty. Additional warranties available, see below

KCM / KCFM SERIES ONLY

- HFC-13A refrigerant is standard
- One piece, molded fiberglass pylon (base), fully rounded corners
- Permanent color
- Fire Code rating on fiberglass, laminate, canopy materials
- Caster mounting plates laminated into base
- Add eye catching decal packages to create a distinctive look!

SCM / SCFM SERIES ONLY

- Milk capacities are based on half pint, 2.75" x 2.75" gable top cartons
- HFC-134A refrigerant is standard
- 18-gauge stainless steel exterior body
- 14-gauge galvanized bottom
- Top has one; two, three or four die stamped openings and is provided with hinged stainless steel removable lids

Shelleyglas®
by Delfield



KCM-50
Shown with the following option:
C. tubular fold down tray slide



KCFM-50

Specifications and Prices - Shelleyglas

MODEL NUMBER	LID(S)	DESCRIPTION	L	D	H	AMP	H.P.	VOLTS	NEMA PLUG	SHIP WEIGHT	FREIGHT CLASS	LIST PRICE
SHELLEYGLAS MILK COUNTERS—40°F STORAGE ONLY												
KCM-36	1	126 cartons	36"	30"	36"	5.0	1/4	115	5-15P	400	92.5	\$10,925
KCM-50	2	252 cartons	50"	30"	36"	5.0	1/4	115	5-15P	450	92.5	\$14,888
KCM-60	3	378 cartons	60"	30"	36"	5.0	1/4	115	5-15P	500	92.5	\$17,269
KCM-74	4	504 cartons	74"	30"	36"	5.0	1/4	115	5-15P	550	92.5	\$20,015
SHELLEYGLAS MILK AND ICE CREAM COUNTERS—40°F AND 0°F STORAGE ONLY												
KCFM-50	2	126 cartons or 210 cups	50"	30"	36"	7.1	1/4	115	5-15P	500	92.5	\$15,322
KCFM-74	4	252 cartons or 420 cups	74"	30"	36"	8.0	1/3	115	5-15P	590	92.5	\$23,603

Shelleyglas accessories and modifications can be found on page 104-113.

Specifications and Prices - Shelleysteel

MODEL NUMBER	LID(S)	CAPACITY	L	D	H	AMP	H.P.	VOLTS	NEMA PLUG	SHIP WEIGHT	FREIGHT CLASS	LIST PRICE
SHELLEYSTEEL MILK COUNTERS—40°F STORAGE ONLY												
SCM-36	1	126 cartons	36"	30"	36"	5.0	1/4	115	5-15P	400	92.5	\$10,925
SCM-50	2	252 cartons	50"	30"	36"	5.0	1/4	115	5-15P	450	92.5	\$14,888
SCM-60	3	378 cartons	60"	30"	36"	5.0	1/4	115	5-15P	500	92.5	\$17,269
SCM-74	4	504 cartons	74"	30"	36"	5.0	1/4	115	5-15P	550	92.5	\$20,015
SHELLEYSTEEL MILK AND ICE CREAM COUNTERS—40°F AND 0°F STORAGE ONLY												
SCFM-50	2	126 cartons or 210 cups	50"	30"	36"	7.1	1/4	115	5-15P	500	92.5	\$15,322
SCFM-74	4	252 cartons or 420 cups	74"	30"	36"	8.0	1/3	115	5-15P	590	92.5	\$23,603

Shelleyglas accessories and modifications can be found on page 104-113.

Shelleysteel®
by Delfield



SCM-50

Additional Warranties	
Net Pricing	
One year parts and labor contract-----	\$305
Two year parts and labor contract -----	\$571
Five year compressor warranty	
1/4 H.P. -----	\$118
1/3 H.P. -----	\$139

SCF AND NSCF - MILK AND ICE CREAM DISPENSERS



SCF-32
Shown with optional
corner bumpers & casters

Product Information

- Cabinet top and corners to be 16-gauge stainless steel
- Cabinet sides to be 22-gauge stainless steel
- 1.25" IPS drain
- Units insulated with foamed in place high density polyurethane
- Insulated folding lid, stainless steel and high impact plastic
- Self-leveling mechanisms shall be adjustable by adding and removing stainless steel extension springs located inside the elevator housing
- Dispenser platform carrier shall be 18-gauge stainless steel and removable for cleaning
- (6) Anodized aluminum divider trays per opening (no divider trays supplied in opening over compressor)
- 6" adjustable stainless steel legs
- Environmentally friendly HFC-404A refrigerator
- 9' cord and plug supplied
- One year parts and 90 day labor standard warranty. Additional warranties available, see below

SCF SERIES ONLY

- Interior liner to be watertight 22-gauge stainless steel
- Expansion valve
- Cabinet shall maintain 0°F to 5°F (-18°C to -15°C) with lids closed
- Pressure control located near the condensing unit

NSCF SERIES ONLY

- (2) Interior liners to be water tight 22-gauge stainless steel- (1) freezer and (1) refrigerator
- (2) expansion valves, EPR valve (refrigerated section) and pressure control (freezer)
- Refrigerated temperatures maintain 36°F to 40°F (2°C to 4°C)
- Freezer temperatures maintain 0°F to 5°F (-18°C to -15°C)

Laminate & Fiberglass Pricing Chart

Must specify color selection on order.

MODEL	LAMINATE PRICE	FIBERGLASS PANEL PRICE
SCF-32	\$622	\$808
SCF-48	\$680	\$880
NSCF-48	\$680	\$880

Wire Basket Pricing

MODEL	# OF BASKETS	LIST PRICE
SCF-32	9	\$1,012
SCF-48	12	\$1,349
NSCF-48	15	\$1,685

Specifications and Prices

MODEL NUMBER	DIMENSIONS			CAPACITY	H.P.	AMP	VOLTS	NEMA PLUG	SHIP WEIGHT	FREIGHT CLASS	LIST PRICE
	L	D	H								
FREE-STANDING ICE CREAM DISPENSERS — 0°F STORAGE ONLY											
Self-contained											
SCF-32	32.5"	28"	37"	300	1/4	7.1	120	5-15P	334	110	\$14,252
SCF-48	48"	28"	37"	510	1/3	8.0	120	5-15P	414	110	\$16,713
FREE-STANDING MILK & ICE CREAM DISPENSERS — 0°F OR 40°F STORAGE											
Self-contained											
NSCF-48	48"	28"	37"	126/210	1/4	7.1	120	5-15P	390	110	\$18,073

Accessories and Modifications

Wrap-around bumpers (SCF-32 only; adds 1.75" to length and depth) -----	\$621
Wrap-around bumpers (SCF-48 & NSCF-48 only; adds 1.75" to length and depth) -----	\$752
Four 4" diameter heavy duty polyurethane casters with corner bumpers (SCF & NSCF only adds 1.75" to L & D) -----	\$595
Lid locking device (specify unit) -----	\$636
220 volt, 50/60 cycle, single phase electrical connections -----	\$995
LEXAN lid -----	\$842
Wire basket (per three; see chart on left) -----	\$338

Additional Warranties

Net Pricing

One year parts and labor contract----- \$305

Two year parts and labor contract ----- \$571

Five year compressor warranty
1/4 H.P. ----- \$118
1/3 H.P. ----- \$139

SCN

Trimline All Purpose Counter

SLT

Trimline L-Shaped Heated
Serving Counter

ACR

Air Curtain Refrigerators



SCN SERIES - TRIMLINE ALL PURPOSE COUNTERS

SLT4 SERIES - TRIMLINE L-SHAPED HEATED SERVING COUNTERS



SCN-68



SLT4

Product Information

SCN

- 20-gauge stainless steel exterior body
- Reinforced internally
- 14-gauge stainless steel top
- Standard on polyurethane casters

SLT

- 20-gauge stainless steel exterior body
- 16-gauge stainless steel top
- (4) 12 x 20 electrical individually controlled wells
- One main on/off switch
- 10' cord and plug
- 6" high flange feet
- One year parts and 90 day labor standard warranty. Additional warranties available, see below

Specifications and Prices

MODEL NUMBER	DIMENSIONS			AMPS	VOLTS	WATTS	NEMA PLUG	SHIP WEIGHT	FREIGHT CLASS	LIST PRICE
	L	D	H							
SHELLESTEEL TRIMLINE ALL PURPOSE COUNTERS										
SCN-48	48"	20.25"	36"	N/A	N/A	N/A	N/A	165	100	\$5,130
SCN-68	68"	20.25"	36"	N/A	N/A	N/A	N/A	175	125	\$6,065
SHELLESTEEL TRIMLINE L-SHAPED HEATED SERVING COUNTERS										
SLT4	68.62"	30.25"	36"	22.0	120/208-230	N/A	14-30P	300	125	\$12,215

Accessories and Modifications

115-208V/15A outlet with 10A breaker*	\$1,001
Four individual drains, plumbed to common valve (SLT4 only)	\$1,783
Undershelf (48" SCN units only)	\$1,067
Undershelf (68" SCN units only)	\$1,618
Rack for one 12 x 20 pan (SLT4 only)	\$1,247
220V, 50/60 cycle, single phase electrical connection*	\$1,095

* Inclusion of these options will alter the electrical specifications of unit.

Additional Warranties

Net Pricing

One year parts and labor contract---- \$305

Two year parts and labor contract----- \$571

ACR - AIR CURTAIN REFRIGERATORS

Product Information

- Cabinet to be 22-gauge stainless steel
- Interior cabinet constructed of 22-gauge stainless steel, cleaning radii, sealed joints, and seams
- Units insulated with foamed in place high density polyurethane (minimum 2.00")
- Fully insulated 18-gauge stainless steel door with magnetic catch and 270° open position
- Door locks standard
- Full width rubber ended rear push/pull handle
- (4) 4.00" diameter gray rubber casters (all locking)
- Designed for 18.00" x 26.00" trays
- Patented air current design keeps cold air in and hot air out
- Microprocessor solid state control with temperature, time, clean condenser alert and self diagnostics
- 9' cord and plug supplied
- Environmentally friendly R404A refrigerant
- One year parts and 90 day labor standard warranty. Additional warranties available, see below



ACR-26S

Specifications and Prices

MODEL NUMBER	DIMENSIONS			TRAY CAPACITY	CU. FT. CAPACITY	H.P.	AMP	VOLTS	NEMA PLUG	SHIP WEIGHT	FREIGHT CLASS	LIST PRICE
	L	D	H									
FREE-STANDING TRAY MAKE UP REFRIGERATOR												
With "air curtain" opening												
ACR-26S	26.50"	36.25"	79.25"	10	12.5	1/2	12.0	120	5-15P	592	110	\$25,011

Accessories and Modifications

Side bumpers -----\$623

TRAY MAKE UP

Additional Warranties	
Net Pricing	
One year parts and labor contract-----	\$305
Two year parts and labor contract -----	\$571
Five year compressor warranty 1/2 H.P. -----	\$152

200/300

Drop-In Freezers, Water Stations, and Ice Chests

N8000/N8100 - Drop-In Cold Pans

N8200 - Frost Tops

8100EF - LiquiTec® Refrigerated Cold Pans

N8600 - Combination Hot/Cold Wells

N8700 - Heated Food Wells

N8800 - Single Tank Hot Food Wells

N8000N - Narrow Line Drop Ins

DIS - Drop-In Dish Dispensers

CD, ND and SB

Drop-In Cup, Napkin, Tray, and Bread Dispensers

LT- Drop-In Tray and Rack Dispensers

MFSC/MF - Built-In Milk or Beverage Dispensers



200 SERIES - FREEZERS, WATER STATIONS, UNDERCOUNTER SINK AND FAUCETS 300 SERIES - ICE CHEST AND GLASS FILLER

Product Information

N225-N227 SERIES ONLY

- 18-gauge stainless steel top construction
- 26.81" overall height
- Die stamped top opening with raised edge
- High-density polyurethane foam throughout unit
- Freezer tank is constructed of 2BF with large cleanout radii
- Mechanically cooled 0° to 5° tank storage temperatures meeting NSF and UL requirements
- Folding removable cover with black rubber external handle for easy grip
- 9' cord and plug
- Durable 16-gauge compressor cage
- Environmentally friendly HFC-404A refrigerant
- Optional 220v-50 cycle
- Remote units available
- Non-marring press fit gasket
- Stainless steel louver sent loose for field installation
- Suitable for ice cream storage.

240 SERIES ONLY

- 20-gauge stainless steel top and body
- One piece stainless lift off cover with handle
- Stainless steel interior liner with coved corners
- 1" diameter drain plumbed out the bottom
- High-density polyurethane foam throughout unit

203/305 SERIES ONLY

- 20-gauge stainless steel top with raised die stamped opening
- Galvanized exterior body
- One piece stainless lift off cover with handle
- 1" diameter drain plumbed out the bottom
- High-density polyurethane foam throughout unit
- 305: ABS plastic interior line with coved corners
- 203: stainless steel interior liner with coved corners

204/248 SERIES ONLY

- 18-gauge stainless steel top with raised die stamped opening
- One piece stainless lift off cover with handle
- ABS plastic interior liner with coved corners
- 1" diameter drain plumbed out the bottom
- High-density polyurethane foam throughout unit
- Exterior tank is made of galvanized steel
- Glass filler is 9.5" high, over a die stamped drain opening fitted with chrome plated wire strainer

307 SERIES ONLY

- Glass filler is 9.5" high, over a die stamped drain opening fitted with chrome plated wire strainer

ALL UNITS:

- One year parts and 90 day labor standard warranty. Additional warranties available, see below



227



204



307

Specifications and Prices

MODEL NUMBER	OVERALL			CUTOUT SIZE	CABINET CAPACITY	H.P.	AMP	VOLTS	NEMA PLUG	SHIP WEIGHT	FREIGHT CLASS	LIST PRICE
	L	D	H									
DROP-IN FREEZERS												
N225	16.56"	27.87"	26.75"	25.75" x 14.62"	6 gal.	1/5	5.3	115	5-15P	115	110	\$5,593
N227	30"	27.87"	26.75"	25.75" x 28"	12 gal.	1/5	5.3	115	5-15P	191	85	\$7,466
DROP-IN FREEZERS WITH ACRYLIC LID												
225L	16.56"	27.87"	26.75"	25.75" x 14.62"	6 gal.	1/5	5.3	115	5-15P	115	110	\$5,857
227L	30"	27.87"	26.75"	25.75" x 28"	12 gal.	1/5	5.3	115	5-15P	191	85	\$8,501



250

MODEL NUMBER	DESCRIPTION	OVERALL			CUTOUT SIZE	ICE CAPACITY	SHIP WEIGHT	FREIGHT CLASS	LIST PRICE
		L	D	H					
WATER STATIONS AND ICE STORAGE									
203	ice chest	20.25"	20.25"	23.25"	19.25" x 19.25"	90 lbs.	52	85	\$2,137
204	water & ice station	24"	21"	22.6"	21" x 17.75"	45 lbs.	47.5	85	\$2,179
204P	water & ice station	24"	21"	26.35"	21" x 17.75"	45 lbs.	47.5	85	\$2,599
240	ice chest with cover	21"	17.5"	17"	—	75 lbs.	36	85	\$2,604
248	water & ice station	31"	15"	22.6"	28" x 12.5"	45 lbs.	28	85	\$2,526
305	ice chest with cover	21.25"	15.25"	13"	17.75" x 12.5"	45 lbs.	18	85	\$1,283
307	glass filler	12"	12"	9.5"	—	—	7	85	\$739
UNDERCOUNTER SINKS, WATER STATIONS AND ICE STORAGE									
242	undercounter sink & faucet	18"	13.5"	12.75"	17" x 12.5"	—	20	85	\$1,948
250	undercounter sink, ice chest and water station	46"	14.06"	22.75"	45" x 13"	45 lbs.	81	85	\$3,707



240

Drop-in accessories and modifications can be found on page 149.

Additional Warranties	
Net Pricing	
One year parts and labor contract-----	\$305
Two year parts and labor contract -----	\$571
Five year compressor warranty 1/5 H.P. -----	\$118

N8000 SERIES - ICE COOLED COLD PANS

N8100B SERIES - MECHANICALLY COOLED COLD PANS

N8000N SERIES - NARROW ICE COOLED COLD PANS

N8100N SERIES - NARROW MECHANICALLY COOLED COLD PANS



N8056



N8156-B

Product Information

N8000 SERIES ONLY

- 20-gauge stainless steel top construction
- 2 BF stainless steel interior liner
- Sectional removable perforated bottoms
- Adapter bars are provided standard for 12" x 20" openings
- Standard 1" plastic drain
- High density polyurethane foam insulation throughout unit
- Galvanized exterior body
- Custom sizes available
- Non-marring press fit top gasket is supplied standard
- NSF-2 certified
- One year parts and 90 day labor standard warranty. Additional warranties available, see below

- V-stamped pan rest recessed 2"
- Mechanically cooled system
- Adapter bars are provided standard for 12" x 20" openings
- Standard 1" plastic drain
- High density polyurethane foam insulation throughout unit
- Galvanized exterior body
- Non-marring press fit top gasket is supplied standard
- NSF-7 certified
- Condensing unit is suspended below on a 16-gauge galvanized frame
- HFC-134A refrigerant
- 8' cord is standard
- Stainless steel louver is provided for field installation
- Custom sizes available
- One year parts and 90 day labor standard warranty. Additional warranties available, see below

N8100B/8100NB SERIES ONLY

- 20-gauge stainless steel top construction
- 2 BF stainless steel interior liner wrapped and spot clipped with refrigeration lines; thermal transfer compound is applied for superior cooling

Specifications and Prices

MODEL NUMBER	OVERALL			12 X 20 PANS HELD	CUTOUT SIZE	H.P.	AMP	VOLTS	NEMA PLUG	SHIP WEIGHT	FREIGHT CLASS	LIST PRICE
	L	D	H									
ICE COOLED COLD PANS <small>8" pan depth Adapter bars and perforated bottoms standard</small>												
N8018	18"	26"	10.75"	1	17" X 25"	N/A	N/A	N/A	N/A	38	85	\$1,981
N8030	30.75"	26"	10.75"	2	29.75" X 25"	N/A	N/A	N/A	N/A	84	85	\$2,190
N8043	43.5"	26"	10.75"	3	42.50" X 25"	N/A	N/A	N/A	N/A	110	85	\$2,519
N8056	56.25"	26"	10.75"	4	55.25" X 25"	N/A	N/A	N/A	N/A	139	85	\$2,941
N8069	69"	26"	10.75"	5	68" X 25"	N/A	N/A	N/A	N/A	160	85	\$3,286
N8081	81.75"	26"	10.75"	6	80.75" X 25"	N/A	N/A	N/A	N/A	197	85	\$3,876
MECHANICALLY COOLED PANS <small>8" pan depth Adapter bars standard</small>												
N8118B	18"	26"	21.87"	1	17" X 25"	1/5	4.0	115	5-15P	100	85	\$5,513
N8130B	30.75"	26"	21.87"	2	29.75" X 25"	1/5	4.0	115	5-15P	140	85	\$5,896
N8143B	43.5"	26"	21.87"	3	42.50" X 25"	1/5	4.0	115	5-15P	173	85	\$6,411
N8156B	56.25"	26"	21.87"	4	55.25" X 25"	1/4	7.0	115	5-15P	205	85	\$6,888
N8169B	69"	26"	21.87"	5	68" X 25"	1/4	7.0	115	5-15P	225	85	\$7,490
N8181B	81.75"	26"	21.87"	6	80.75" X 25"	1/3	8.0	115	5-15P	258	85	\$8,079
NARROW LINE DROP-INS												
Ice cooled cold pans												
N8046N	46.75"	18"	10.75"	2	45.75" x 17"	N/A	N/A	N/A	N/A	100	85	\$2,190
N8068N	67.5"	18"	10.75"	3	66.5" x 17"	N/A	N/A	N/A	N/A	120	85	\$2,519
Mechanically cooled cold pans												
N8146NB	46.75"	18"	21.81"	2	45.75" x 17"	1/5	4.0	115	5-15P	175	85	\$5,896
N8168NB	67.50"	18"	21.81"	3	66.5" x 17"	1/5	4.0	115	5-15P	240	85	\$6,411

Drop-in accessories and modifications can be found on page 149.

Additional Warranties
Net Pricing

One year parts and labor contract----- \$305

Two year parts and labor contract ----- \$571

Five year compressor warranty

1/5 H.P. ----- \$118

1/4 H.P. ----- \$118

1/3 H.P. ----- \$139

8100-EF SERIES - LIQUITEC® REFRIGERATED COLD PANS N8100-FA SERIES - FORCED AIR COLD PANS

Product Information

8100-EF SERIES ONLY

- 18-gauge stainless steel top construction
- 2BF stainless steel liner wrapped and spot clipped with refrigeration lines; thermal transfer compound is applied for superior cooling
- Mechanically cooled system
- Flush mounted die stamped drawn 12" x 20" individual 20-gauge wells
- Wells to be depressed slightly into the top to hold condensation
- Standard 1/2" stainless steel drain
- High density polyurethane foam insulation throughout unit
- Galvanized exterior body
- Thermostatic temperature with OFF position and expansion valve standard
- Non-marring press fit top gasket is supplied standard
- NSF7 certified
- Condensing unit is suspended below on a 16-gauge galvanized frame
- Environmentally friendly HFC-404A refrigerant
- 8' cord is standard
- Stainless steel louver is provided standard for field installation
- "EFN" slimline models run 12" x 20" well left to right instead of front to back
- One year parts and 90 day labor standard warranty. Additional warranties available.

N8100-FA SERIES ONLY

- 20-gauge stainless steel top construction
- 2BF stainless steel liner kinked to drain
- Stainless steel pan holds product flush with top
- Air curtain system with evaporator coil and fan package located below false bottom. Air movement over product maintains NSF7 requirements
- Standard 1" plastic drain
- High density polyurethane foam insulation throughout unit
- Galvanized exterior body
- On/off switch with pressure control, and expansion valve standard
- Non-marring press fit top gasket is supplied standard
- NSF7 certified
- Condensing unit is suspended below on a 16-gauge galvanized frame
- Environmentally friendly HFC-404A refrigerant
- 8' cord is standard
- Stainless steel louver is provided standard for field installation
- Air curtain assembly is removable without tools for easy cleaning



8145-EF



N8131-FA

Specifications and Prices

MODEL NUMBER	OVERALL			CUTOUT SIZE	12 x 20 PANS HELD	AMPS	H.P.	VOLTS	NEMA PLUG	SHIP WEIGHT	FREIGHT CLASS	LIST PRICE
	L	D	H									
LiquiTec® EUTECTIC FLUID REFRIGERATED COLD PANS												
8118-EF	18.20"	26"	23.25"	17" x 25"	1	7.5	1/4	115	5-15P	169	85	\$7,338
8132-EF	31.76"	26"	23.25"	30.75" x 25"	2	7.5	1/4	115	5-15P	215	85	\$7,845
8145-EF	45.32"	26"	23.25"	44.25" x 25"	3	7.5	1/4	115	5-15P	265	85	\$8,532
8159-EF	58.88"	26"	23.25"	57.87" x 25"	4	7.5	1/4	115	5-15P	285	85	\$9,163
8172-EF	72.44"	26"	23.25"	71.5" x 25"	5	7.5	1/4	115	5-15P	295	85	\$9,968
8186-EF	86"	26"	23.25"	85.0" x 25"	6	7.5	1/4	115	5-15P	394	85	\$10,766

MODEL NUMBER	OVERALL			CUTOUT SIZE	12 x 20 PANS HELD	AMPS	H.P.	VOLTS	NEMA PLUG	SHIP WEIGHT	FREIGHT CLASS	LIST PRICE
	L	D	H									
LiquiTec® SLIM LINE EUTECTIC FLUID REFRIGERATED COLD PANS												
8148-EFN	47.66"	18"	23.25"	46.88" x 17.25"	2	7.5	1/4	115	5-15P	235	85	\$8,620
8169-EFN	69.22"	18"	23.25"	68.50" x 17.25"	3	7.5	1/4	115	5-15P	285	85	\$10,053
8191-EFN	90.78"	18"	23.25"	90" x 17.25"	4	7.5	1/4	115	5-15P	295	85	\$10,850

MODEL NUMBER	OVERALL			12 x 20 PANS HELD	CUTOUT SIZE	H.P.	AMP	VOLTS	NEMA PLUG	SHIP WEIGHT	FREIGHT CLASS	LIST PRICE
	L	D	H									
FORCED AIR DROP-IN MECHANICALLY COOLED PANS												
N8131-FA	31.25"	26.67"	28.62"	2	30.25" x 25.50"	1/4	7.8	115	5-15P	220	85	\$8,459
N8144-FA	44"	26.67"	28.62"	3	43.00" x 25.50"	1/2	9.2	115	5-15P	267	85	\$9,167
N8157-FA	56.75"	26.67"	28.62"	4	55.75" x 25.50"	1/2	9.2	115	5-15P	310	85	\$9,635
N8169-FA	69.5"	26.67"	28.62"	5	68.50" x 25.50"	3/4	14.8	115	5-20P	365	85	\$10,106
N8182-FA	82.25"	26.67"	28.62"	6	81.25" x 25.50"	3/4	14.8	115	5-20P	406	85	\$10,815

Drop-in accessories and modifications can be found on page 149.

Additional Warranties	
Net Pricing	
One year parts and labor contract-----	\$305
Two year parts and labor contract -----	\$571
Five year compressor warranty	
1/4 H.P. -----	\$118
1/2 H.P. -----	\$152
3/4 H.P. -----	\$158

N8200 SERIES - FROST TOPS

N8200G SERIES - GRANITE COLD SLAB

N8200-ST SERIES - SHEET PAN FROST TOPS



N8259



N8245G



N8256-ST

Product Information

N8200 SERIES ONLY

- 18-gauge stainless steel top construction
- Top has integral drain trough and 2.00" overhang around perimeter
- Top is elevated 1.68" above counter surface and angles approximately 45° into the trough
- The bottom interior of the top is serpentine wrapped, taped, then foamed with high density polyurethane foam insulation.
- Exterior body is galvanized steel
- Condensing unit is suspended below on a 16-gauge galvanized frame
- Environmentally friendly HFC-404A refrigerant
- 8' cord is standard
- Stainless steel louver is provided standard for field installation
- Custom sizes available
- Standard 1/2" stainless steel tubing drain
- Unit is equipped with an on/off switch
- Non-marring press fit top gasket is supplied standard
- NSF certified

N8200-ST SERIES ONLY

- Recessed stainless steel top with full perimeter drain trough and 1/2" drain

N8200G SERIES ONLY

- 14-gauge stainless steel top with "Absolute Black" granite
- Thermal transfer compound installed between stainless steel and granite top
- Top has integral drain trough 1.5" deep around perimeter
- Top is elevated 1.25" above counter surface
- Unit foamed with high density polyurethane insulation
- Exterior body is galvanized steel
- Condensing unit is suspended below on a 16-gauge galvanized steel frame
- Environmentally friendly HFC-404A refrigerant
- 8' cord is standard
- Stainless steel louver is provided standard for field installation
- Standard 3/4" stainless steel drain
- Unit is equipped with an ON/OFF switch
- NSF certified

ALL UNITS

- One year parts and 90 day labor standard warranty. Additional warranties available.

Specifications and Prices

MODEL NUMBER	OVERALL			12 x 20 PANS HELD	CUTOUT SIZE	H.P.	AMP	VOLTS	NEMA PLUG	SHIP WEIGHT	FREIGHT CLASS	LIST PRICE
	L	D	H									
FROST TOPS												
N8231	31.75"	26"	15.75"	—	30.75" x 25"	1/4	7.5	115	5-15P	142	85	\$6,106
N8245	45.63"	26"	15.75"	—	44.63" x 25"	1/4	7.5	115	5-15P	168	85	\$6,345
N8259	59.5"	26"	15.75"	—	58.50" x 25"	1/4	7.5	115	5-15P	193	85	\$6,881
N8273	73.38"	26"	15.75"	—	72.38" x 25"	1/4	8.0	115	5-15P	209	85	\$7,361
N8287	87.25"	26"	15.75"	—	86.25" x 25"	1/3	8.0	115	5-15P	239	85	\$8,109

MODEL NUMBER	OVERALL			12 x 20 PANS HELD	CUTOUT SIZE	H.P.	AMP	VOLTS	NEMA PLUG	SHIP WEIGHT	FREIGHT CLASS	LIST PRICE
	L	D	H									
GRANITE COLD SLAB												
N8231G	31.75"	25.87"	19"	—	30.75" x 25"	1/4	7.5	115	5-15P	227	85	\$8,466
N8245G	45.63"	25.87"	19"	—	44.63" x 25"	1/4	7.5	115	5-15P	330	85	\$9,625
N8259G	59.5"	25.87"	19"	—	58.50" x 25"	1/3	8.0	115	5-15P	433	85	\$11,440
N8273G	73.38"	25.87"	19"	—	72.38" x 25"	1/2	9.0	115	5-15P	536	85	\$12,515

MODEL NUMBER	OVERALL			18 x 26 PANS HELD	CUTOUT SIZE	H.P.	AMP	VOLTS	NEMA PLUG	SHIP WEIGHT	FREIGHT CLASS	LIST PRICE
	L	D	H									
FROST TOPS - Sheet pan												
N8230-ST	29.60"	22"	15.70"	1-Long left to right	28.60" x 21.10"	1/4	7.5	115	5-15P	142	85	\$6,366
N8240-ST	39.70"	29.60"	15.70"	2-Tall left to right	38.60" x 28.75"	1/4	7.5	115	5-15P	168	85	\$6,605
N8256-ST	55.60"	22"	15.70"	2-Long left to right	54.60" x 21.10"	1/4	7.5	115	5-15P	193	85	\$7,141
N8258-ST	57.60"	29.60"	15.70"	3-Tall left to right	56.60" x 28.75"	1/4	7.5	115	5-15P	209	85	\$7,621
N8275-ST	75.50"	29.60"	15.70"	4-Tall left to right	74.50" x 28.75"	1/4	7.5	115	5-15P	239	85	\$8,369

Drop-in accessories and modifications can be found on page 149.

Additional Warranties

Net Pricing

One year parts and labor contract----- \$305

Two year parts and labor contract ----- \$571

Five year compressor warranty
 1/4 H.P. ----- \$118
 1/3 H.P. ----- \$139
 1/2 H.P. ----- \$152

N8600 SERIES - COMBINATION HOT/COLD WELLS

N8800 SERIES - SINGLE TANK HOT FOOD WELLS

Product Information

N8600 SERIES ONLY

- Dual temp hot or cold operation
- 20-gauge stainless steel top construction
- Single "wet only" well with immersion heater(s) and 1" stainless steel drain
- Adapter bars standard to accommodate 12"x20" pans
- Remote control panel with 3-way Hot/Off/Cold power switch and thermostatic control for hot operation
- Thermostat for cold operation located by condensing unit
- Non-marring press fit top gasket is supplied standard
- High density polyurethane foam insulation throughout unit
- Stainless steel liner wrapped with spot clipped refrigeration lines; thermal transfer compound applied for superior cooling
- Galvanized exterior body

- Condensing unit suspended below on a 16-gauge galvanized frame
- HFC404A refrigeration system with thermostatic expansion valve
- Unit must be hard wired in field
- Stainless steel louver is provided standard for field installation

N8800 SERIES ONLY

- Adapter bars provided standard to accommodate 12" x 20" pans
- Single wet only well 8" deep made of 316 series stainless kinked to stainless 1" drain
- Single thermostatic temperature control wired to (1) main control panel with 2' of conduit and wire. Field install control panel at locations

ALL UNITS

- One year parts and 90 day labor standard warranty. Additional warranties available, see below



N8643



N8845

Specifications and Prices

MODEL NUMBER	OVERALL L	OVERALL D	OVERALL H	12 x 20 PANS HELD	CUTOUT SIZE	H.P.	AMP	VOLTS	WATTS	NEMA PLUG	SHIP WEIGHT	FREIGHT CLASS	LIST PRICE
COMBINATION HOT/COLD FOOD WELLS 8" pan depth Pilot indicator lights included													
N8630	30.75"	26"	25.75"	2	29.75" x 25"	1/4	25.0	120	3000	N/A	164	85	\$10,884
N8643	43.5"	26"	25.75"	3	42.50" x 25"	1/4	21.0	120/240	5000	N/A	198	85	\$11,444
N8656	56.25"	26"	25.75"	4	55.25" x 25"	1/4	21.0	120/240	5000	N/A	233	85	\$12,166
N8669	69"	26"	25.75"	5	68" x 25"	1/4	42.0	120/240	10000	N/A	266	85	\$13,126
N8681	81.75"	26"	25.75"	6	80.75" x 25"	1/3	42.0	120/240	10000	N/A	301	85	\$14,636
SINGLE TANK HOT FOOD WELLS 6" pan depth Pilot light included													
N8831	31.75"	26"	11"	2	30.75" x 25"	N/A	17.0	120	2000	N/A	100	92.5	\$2,929
N8845	45.63"	26"	11"	3	44.63" x 25"	N/A	15/16	208-230	3000/3600	N/A	136	92.5	\$3,436
N8859	59.5"	26"	11"	4	58.5" x 25"	N/A	20/22	208-230	4000/4800	N/A	158	92.5	\$3,891
N8873	73.38"	26"	11"	5	72.38" x 25"	N/A	24/27	208-230	5000/6000	N/A	195	92.5	\$4,487
N8887	87.25"	26"	11"	6	86.25" x 25"	N/A	29/32	208-230	6000/7200	N/A	224	92.5	\$5,028

Drop-in accessories and modifications can be found on page 149.

DROP-INS/BUILT-INS

Additional Warranties	
Net Pricing	
One year parts and labor contract-----	\$305
Two year parts and labor contract -----	\$571
Five year compressor warranty	
1/4 H.P. -----	\$118
1/3 H.P. -----	\$139

N8700 SERIES - HEATED FOOD WELLS

N8700N SERIES - INDIVIDUALLY HEATED NARROW FOOD WELLS



N8787-D

Product Information

N8700ND SERIES ONLY

- Top is constructed of 18-gauge stainless steel
- Flush mounted die stamped drawn 12" x 20" individual 20-gauge wells
- Wells to be depressed slightly into the top to hold in condensation
- Standard 1/2" stainless steel drain(s)
- Non-marring press fit top gasket is supplied standard
- Must be hard wired in the field
- Wet and dry operation
- 11.87" x 19.87" single hot food wells are manifolded together standard to one main gate valve
- Unit shall be insulated on all sides with 1" of fiberglass and bottom to have 2" of fiberfrax blanket insulation
- Individual infinite temperature controls standard wired to one main control panel with 4' of conduit and wire. Field install control panel at location
- Galvanized exterior body

N8700N SERIES ONLY

- Top is constructed of 18-gauge stainless steel
- Flush mounted die stamped drawn 12" x 20" individual 20-gauge wells

- Wells to be depressed slightly into the top to hold in condensation
- Standard 1/2" stainless steel drain(s)
- Non-marring press fit top gasket is supplied standard
- Must be hard wired in the field
- Wet and dry operation
- 11.87" x 19.87" single hot food wells are manifolded together standard to one main gate valve
- Unit shall be insulated on all sides with 1" of fiberglass and bottom to have 2" of fiberfrax blanket insulation
- Individual infinite temperature controls standard wired to one main control panel with 4' of conduit and wire. Field install control panel at location
- Galvanized exterior body

ALL UNITS

- One year parts and 90 day labor standard warranty. Additional warranties available, see below

Specifications and Prices

MODEL NUMBER	OVERALL			12 x 20 PANS HELD	CUTOUT SIZE	H.P.	AMP	VOLTS	WATTS	NEMA PLUG	SHIP WEIGHT	FREIGHT CLASS	LIST PRICE
	L	D	H										
INDIVIDUALLY HEATED FOOD WELLS (with drains and manifold 6" pan depth)													
<i>Pilot lights included 208-230 volt system</i>													
N8717-D	17.88"	26"	9.5"	1	16.88" x 25"	—	8.3	120	1000	N/A	41	85	\$2,156
N8731-D	31.75"	26"	9.5"	2	30.75" x 25"	—	16.6	120	2000	N/A	99	85	\$3,389
N8745-D	45.63"	26"	9.5"	3	44.62" x 25"	—	15.0/16.0	208/230	3000/4000	N/A	134	85	\$4,802
N8759-D	59.5"	26"	9.5"	4	58.5" x 25"	—	20.0/22.0	208/230	4000/4800	N/A	166	85	\$6,246
N8773-D	73.38"	26"	9.5"	5	72.37" x 25"	—	24.0/27.0	208/230	5000/6000	N/A	186	85	\$7,681
N8787-D	87.25"	26"	9.5"	6	86.25" x 25"	—	29.0/32.0	208/230	6000/7200	N/A	236	85	\$9,159
INDIVIDUALLY HEATED NARROW FOOD WELLS WITH DRAINS													
N8746ND	45.61"	15.87"	9.5"	2	44.62" x 15"	N/A	17.0	120	2000	N/A	100	85	\$3,389
N8768ND	67.48"	15.87"	9.5"	3	66.50" x 15"	N/A	15/16	208-230	3000/3600	N/A	130	85	\$4,802
INDIVIDUALLY HEATED NARROW FOOD WELLS WITHOUT DRAINS													
N8746N	45.61"	15.87"	9.5"	2	44.62" x 15"	N/A	17.0	120	2000	N/A	100	85	\$3,230
N8768N	67.48"	15.87"	9.5"	3	66.50" x 15"	N/A	15/16	208-230	3000/3600	N/A	130	85	\$4,573

N8700D - 14" overall height including drain connection.

Drop-in accessories and modifications can be found on page 149.

Additional Warranties
 Net Pricing
 One year parts and labor contract----- \$305

 Two year parts and labor contract ----- \$571

N8700-DESP SERIES -LOW WATT HOT FOOD WELLS

Product Information

- Energy Savings Power Hot Food Well
- Top is constructed of 18-gauge stainless steel
- Flush mounted die stamped drawn 12" x 20" individual 20-gauge wells
- Wells depressed slightly into the top to hold in condensation
- Standard 1/2" stainless steel drain(s)
- Non-marring press fit top gasket
- Must be hard wired in the field
- Wet and dry operation
- 11.87" x 19.87" single hot food wells are manifolded together standard to one main gate valve
- Unit shall be insulated on the bottom and all sides with 1" of fiberglass
- Individual digital temperature controls standard wired to one main control panel with 4' of conduit and wire. Field install control panel at location
- Galvanized exterior body
- One year parts and labor warranty



N8759-DESP

Specifications and Prices

MODEL NUMBER	OVERALL			12 x 20 PANS HELD	CUTOUT SIZE	AMP	VOLTS	WATTS	NEMA PLUG	SHIP WEIGHT	FREIGHT CLASS	LIST PRICE
	L	D	H									
INDIVIDUALLY HEATED FOOD WELLS (with drains and manifold 6" pan depth)												
<i>Pilot lights included 208-230 volt system</i>												
N8717-DESP	17.89"	26"	9.5"	1	16.87" x 25"	2.4/2.7	208/230	500	N/A	41	85	\$2,695
N8731-DESP	31.76"	26"	9.5"	2	30.75" x 25"	4.8/5.4	208/230	1000	N/A	99	85	\$4,237
N8745-DESP	45.63"	26"	9.5"	3	44.62" x 25"	7.2/8.1	208/230	1500	N/A	134	85	\$6,003
N8759-DESP	59.5"	26"	9.5"	4	58.5" x 25"	9.6/10.8	208/230	2000	N/A	166	85	\$7,808
N8773-DESP	73.37"	26"	9.5"	5	72.37" x 25"	12.0/13.5	208/230	2500	N/A	186	85	\$9,601
N8787-DESP	87.24"	26"	9.5"	6	86.25" x 25"	14.4/16.2	208/230	3000	N/A	236	85	\$11,449

Drop-in accessories and modifications can be found on page 149.

DROP-INS/BUILT-INS

<p>Additional Warranties Net Pricing Two year parts and labor contract ----- \$571</p>
--

N8000-R: DROP-IN RADIAL ICE COOLED COLD PAN

N8100-BR: DROP-IN RADIAL MECHANICALLY COOLED COLD PAN

N8700-R: DROP-IN RADIAL HEATED ELECTRIC FOOD WELLS



N8094-R



N8194-BR



N8794-R

Product Information

N8000-R UNITS ONLY

- NSF certified
- A stainless steel holding clip adjusts for pans
- Push-in perimeter gasket
- 1" drain standard
- High density foamed in place environmentally friendly, Kyoto Protocol Compliant, Non ODP (Ozone Depletion Potential), Non GWP (Global Warming Potential) polyurethane Keeps energy costs low
- Removable perforated, false bottom
- One year parts and labor standard warranty

N8100-BR UNITS ONLY

- NSF-7 certified performance
- A stainless steel holding clip adjusts for pans
- High density foamed in place environmentally friendly, Kyoto Protocol Compliant, Non ODP (Ozone Depletion Potential), Non GWP (Global Warming Potential) polyurethane Keeps energy costs low
- Push-in perimeter gasket
- Stainless steel louver provided
- Environmentally friendly HFC-134A refrigerant
- 1" drain standard
- Thermostat for temperature control
- One year parts and labor standard warranty

N8700-R UNITS ONLY

- Top is constructed of 18-gauge stainless steel
- Flush mounted die stamped drawn 12"x20" individual 20-gauge wells
- Wells depressed slightly into the top to hold condensation
- Standard 1/2" stainless steel drain(s)
- Non-marring press fit top gasket
- Must be hard wired in the field
- Wet and dry operation
- 11.87"x19.87" single hot food wells are manifolded together standard to one main gate valve
- Unit shall be insulated on all sides with 1" of fiberglass and bottom to have 2" of fiberfrax blanket insulation
- Individual infinite temperature controls standard wired to one main control panel with 4' of conduit and wire. Field install control panel at location
- Galvanized exterior body
- One year parts and labor standard warranty

Specifications and Prices

MODEL NUMBER	L	OVERALL D	H	12"x20" PAN CAP.	SHIP WEIGHT	FREIGHT CLASS	LIST PRICE
Ice cooled radial drop-in							
N8044-R	40.48"	26.05"	10.77"	2	100 lbs.	85	\$2,295
N8059-R	57.22"	26.05"	10.77"	3	118 lbs.	85	\$2,636
N8076-R	73.68"	26.05"	10.77"	4	145 lbs.	85	\$3,079
N8094-R	89.89"	26.05"	10.77"	5	164 lbs.	85	\$3,442

MODEL NUMBER	L	OVERALL D	H	12"x20" PAN CAP.	H.P.	AMP	BTU LOAD	VOLTS/HERTZ/ PHASE	NEMA PLUG	SHIP WEIGHT	FREIGHT CLASS	LIST PRICE
Mechanically cooled radial drop-in												
N8144-BR	40.48"	26.05"	10.77"	2	1/5	4.0	379	115/60/1	5-15P	161 lbs.	85	\$5,882
N8159-BR	57.22"	26.05"	10.77"	3	1/4	4.0	569	115/60/1	5-15P	184 lbs.	85	\$6,715
N8176-BR	73.68"	26.05"	10.77"	4	1/4	7.0	758	115/60/1	5-15P	233 lbs.	85	\$7,216
N8194-BR	89.89"	26.05"	10.77"	5	1/3	7.0	948	115/60/1	5-15P	243 lbs.	85	\$7,845

MODEL NUMBER	L	OVERALL D	H	12"x20" PAN CAP.	AMP	WATTS	VOLTS/HERTZ/ PHASE	SHIP WEIGHT	FREIGHT CLASS	LIST PRICE
Heated radial drop ins										
N8744-R	40.48"	26.05"	9.08"	2	16.6	2000	120/60/1	99 lbs.	85	\$3,657
N8759-R	57.22"	26.05"	9.08"	3	15.0/16.0	3000/4000	208-230/60/1	134 lbs.	85	\$5,180
N8776-R	73.68"	26.05"	9.08"	4	20.0/22.0	4000/4800	208-230/60/1	166 lbs.	85	\$6,735
N8794-R	89.80"	26.05"	9.08"	5	24.0/27.0	5000/6000	208-230/60/1	186 lbs.	85	\$8,287

Drop-in accessories and modifications can be found on page 149.

Additional Warranties	
Net Pricing	
One year parts and labor contract-----	\$305
Two year parts and labor contract -----	\$571
Five year compressor warranty	
1/5 H.P. -----	\$118
1/4 H.P. -----	\$118

DIS - DROP-IN DISH DISPENSERS

Product Information

DIS SERIES ONLY

- Top flange and bottom brace to be 18-gauge stainless steel
- Vertical side channels to be 22-gauge stainless steel
- Flange, channels and bottom to be integrally welded
- Spring supports to be 14-gauge stainless steel
- Carrier head made of welded rods with a removable 18-gauge top plate
- Self-leveling mechanism, field adjustable by adding or removing springs
- High impact plastic guide posts mounted to flange
- One year parts and 90 day labor standard warranty. Additional warranties available, see below

DIS-ET/QT SERIES ONLY

- 4' cord and plug
- Convection heating module and fan motor
- Air intake shall be filtered
- On/off switch and adjustable thermostat
- Outer 22-gauge stainless steel jacket
- QT- Shall have a stainless steel cover
- ET- Maintains temperatures between 120-140°F (49-60°C)
- QT- Maintains temperatures between 150-170°F (66-77°C)
- One year parts and 90 day labor standard warranty. Additional warranties available, see below



DIS-1013ET
with optional adjustment rods

Specifications and Prices

MODEL NUMBER	FLANGE DIAMETER	HEIGHT	CUTOUT DIAMETER	DISH DIAMETER	AMPS	VOLTS	NEMA PLUG	WATT	SHIP WEIGHT	FREIGHT CLASS	LIST PRICE
DROP-IN DISH DISPENSERS											
Unheated											
DIS-500	8.37"	27.38"	7.75"	3"-5"	N/A	N/A	N/A	N/A	7	100	\$759
DIS-575	9.12"	27.38"	8.5"	5"-5.75"	N/A	N/A	N/A	N/A	8	100	\$873
DIS-650	9.87"	27.38"	9.25"	5.75"-6.5"	N/A	N/A	N/A	N/A	9	100	\$922
DIS-725	10.62"	27.38"	10"	6.5"-7.25"	N/A	N/A	N/A	N/A	10	100	\$968
DIS-813	11.5"	27.38"	10.87"	7.25"-8.12"	N/A	N/A	N/A	N/A	11	100	\$1,014
DIS-913	12.5"	27.38"	11.87"	8.13"-9.12"	N/A	N/A	N/A	N/A	12	100	\$1,092
DIS-1013	13.5"	27.38"	12.87"	9.13"-10.12"	N/A	N/A	N/A	N/A	13	100	\$1,156
DIS-1200	15.38"	27.38"	14.75"	10.13"-12"	N/A	N/A	N/A	N/A	15	100	\$1,393
DIS-1450	17.88"	27.38"	17.25"	12"-14.5"	N/A	N/A	N/A	N/A	17	100	\$1,548
Even Temp heated dispensers											
DIS-500-ET	8.37"	27.38"	7.75"	3"-5"	5.5	120	5-15P	400	17	125	\$1,501
DIS-575-ET	9.12"	27.38"	8.5"	5"-5.75"	5.5	120	5-15P	400	17	125	\$1,594
DIS-650-ET	9.87"	27.38"	9.25"	5.75"-6.5"	5.5	120	5-15P	400	19	125	\$1,672
DIS-725-ET	10.62"	27.38"	10"	6.5"-7.25"	5.5	120	5-15P	400	21	125	\$1,763
DIS-813-ET	11.5"	27.38"	10.87"	7.25"-8.12"	5.5	120	5-15P	700	24	125	\$1,884
DIS-913-ET	12.5"	27.38"	11.87"	8.12"-9.12"	5.5	120	5-15P	700	25	125	\$1,971
DIS-1013-ET	13.5"	27.38"	12.87"	9.12"-10.12"	5.5	120	5-15P	700	27	125	\$2,046
DIS-1200-ET	15.37"	27.38"	14.75"	10.12"-12"	5.5	120	5-15P	700	32	125	\$2,307
DIS-1450-ET	17.87"	27.38"	17.25"	12"-14.5"	5.5	120	5-15P	700	37	125	\$2,472
Quick Temp heated dispensers											
DIS-813-QT	11.5"	27.38"	10.87"	7.25"-8.12"	5.5	120	5-15P	700	30	125	\$2,076
DIS-913-QT	12.5"	27.38"	11.87"	8.12"-9.12"	5.5	120	5-15P	700	32	125	\$2,349
DIS-1013-QT	13.5"	27.38"	12.87"	9.12"-10.12"	5.5	120	5-15P	700	34	125	\$2,461
DIS-1200-QT	15.37"	27.38"	14.75"	10.12"-12"	5.5	120	5-15P	700	37	125	\$2,684
DIS-1450-QT	17.87"	27.38"	17.25"	12"-14.5"	5.5	120	5-15P	700	41	125	\$2,736

Drop-in accessories and modifications can be found on page 149.



DIS-650

Additional Warranties

Net Pricing

One year parts and labor contract----- \$305

Two year parts and labor contract----- \$571

CD SERIES - CUP DISPENSERS SB SERIES - BREAD DISPENSERS ND SERIES - NAPKIN DISPENSERS



CD

Product Information

CD SERIES ONLY

- Dispenser tube is constructed of stainless steel with an 18-gauge support flange
- Elevating mechanism consists of stainless steel spring and three equally spaced stainless steel friction strips fastened to a stainless steel collar
- Two compression springs are provided; one for paper cups, and one for foam cups
- Dispenser capacities will vary depending on the style of cup

SB SERIES ONLY

- Support flange and dispenser tube to be 18-gauge stainless steel
- Cover to be 16-gauge stainless steel
- Bread elevating mechanism consists of a calibrated stainless steel spring, which supports the adjustable carrier
- Removable mechanism
- Raising or lowering a self-locking disc contained within the carrier head accomplishes stacking height adjustment

ND SERIES ONLY

- Top flange to be 18-gauge stainless steel
- Dispenser bottom to be 22-gauge stainless steel
- Dispenser body shall have four 22-gauge vertical angle guides integrally welded to the top flange and bottom
- Carrier head to be 22-gauge stainless steel
- Two extension springs support the carrier head
- Napkin cover to be 20-gauge stainless steel and snaps onto flange
- All models hold up to 500 paper napkins at an 18.00" stack height, capacity will vary
- Special heights available

ALL UNITS

- One year parts and 90 day labor standard warranty. Additional warranties available, see below

Specifications and Prices

MODEL NUMBER	FLANGE DIAMETER	HEIGHT	CUTOUT DIAMETER	DISH DIAMETER	SHIP WEIGHT	FREIGHT CLASS	LIST PRICE
DISPOSABLE CUP DISPENSERS							
CD	7.38"	24.5"	5.12"	2.5"-4.63"	15lbs.	100	\$496
BREAD DISPENSERS							
SB-1	6.63"	6.63"	5.87" x 5.87"	5.87" x 5.87"	15lbs.	100	\$1,790

MODEL NUMBER	L	OVERALL D	H	CUTOUT DIMENSION	NAPKIN DIMENSIONS	SHIP WEIGHT	FREIGHT CLASS	LIST PRICE
NAPKIN DISPENSERS								
ND-45	7.62"	6"	24"	5.62" x 7"	4" x 5.37"	12	100	\$922
ND-47	9.37"	6.25"	24"	5.87" x 8.75"	4.25" x 7.12"	12	100	\$922
ND-48	10.25"	6.25"	24"	6.12" x 9.62"	4.5" x 8"	16	100	\$968
ND-57	9.25"	7.12"	24"	6.75" x 8.62"	5.12" x 7"	16	100	\$968
ND-59	11"	6.75"	24"	6.37" x 10.37"	4.75" x 8.75"	12	100	\$922
ND-67	9.37"	8.17"	24"	8.5" x 8.75"	6.87" x 7.12"	12	100	\$922

Shorten dispenser tubes to special length ----- add 10%

Drop-in accessories and modifications can be found on page 149.

Additional Warranties

Net Pricing

One year parts and labor contract-----\$305

Two year parts and labor contract-----\$571

LT SERIES - DROP IN TRAY AND RACK DISPENSERS

Product Information

LT SERIES ONLY

- Top flange and bottom support to be 16-gauge stainless steel
- Dispenser body shall have four 14-gauge uprights, reinforced with 14-gauge stainless steel angles
- Top flange, uprights and bottom support to be integrally welded
- Dispenser platform carrier shall be 18-gauge stainless steel and removable for cleaning
- Self-leveling mechanisms shall be adjustable by adding and removing stainless steel extension springs located inside the elevator housing
- One year parts and 90 day labor standard warranty. Additional warranties available, see below



LT-1418

Specifications and Prices

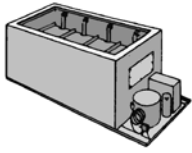
MODEL NUMBER	L	OVERALL D	H	CUTOUT DIMENSION	MAXIMUM TRAY SIZE	AMP	SHIP WEIGHT	FREIGHT CLASS	LIST PRICE
DROP-IN TRAY AND RACK DISPENSERS									
LT-1014	15.75"	22.12"	27.5"	11.75" x 21"	10" x 15"	N/A	43	100	\$1,726
LT-1216	21.75"	19.12"	27.5"	17.75" x 18"	12" x 16"	N/A	43	100	\$1,770
LT-1221	26.75"	19.12"	27.5"	22.75" x 18"	12" x 21"	N/A	45	100	\$1,856
LT-1418	23.75"	21.12"	27.5"	19.75" x 20"	14" x 18"	N/A	43	100	\$1,867
LT-1422	27.75"	21.12"	27.5"	23.75" x 20"	14" x 22"	N/A	45	100	\$1,901
LT-1622	27.75"	23.12"	27.5"	23.75" x 22"	16" x 22"	N/A	45	100	\$1,923
LT-1826	31.75"	25.12"	27.5"	27.75" x 24"	18" x 26"	N/A	48	100	\$2,032
LT-2020	26.75"	27.12"	27.5"	22.75" x 26"	20" x 21"	N/A	45	100	\$2,032
TWO STACK, DROP-IN TRAY AND RACK DISPENSERS									
LT2-1014	27.75"	22.13"	27.5"	23.75" x 21"	10" x 15"	N/A	48	100	\$2,703
LT2-1216	23.12"	31.75"	27.5"	27.75" x 22"	12" x 16"	N/A	48	100	\$2,791
LT2-1221	31.75"	28.13"	27.5"	27.75" x 27"	12" x 21"	N/A	48	100	\$2,877

Drop-in accessories and modifications can be found on page 149.

DROP-INS/BUILT-INS

Additional Warranties	
Net Pricing	
One year parts and labor contract-----	\$305
Two year parts and labor contract-----	\$571

MF/MFSC SERIES - BUILT IN MILK OR BEVERAGE DISPENSERS



MFSC-57
supplied with a lid

Product Information

- Exterior body to be 20-gauge galvanized steel
- Units insulated with foamed in place polyurethane
- 1" IPS drain
- Opening throat liner to be high impact plastic
- Exterior frame to be 14-gauge galvanized
- Self-leveling mechanisms shall be adjustable by adding and removing stainless steel extension springs located inside the elevator housing
- (6) Anodized aluminum divider trays per opening on all units but MFSC-2020
- (1) louver provided to be field installed
- Dispenser platform carrier shall be 18-gauge stainless steel and removable for cleaning
- Insulated folding lid, stainless steel and high impact plastic
- One year parts and 90 day labor standard warranty. Additional warranties available, see below

MFSC SERIES ONLY

- Expansion valve
- Pressure control located near the condensing unit
- Cabinet shall maintain 36°F to 40°F (2°C to 4°C) with lids closed
- Refrigeration system shall be HFC-134A
- 9' cord and plug supplied

MF SERIES ONLY

- An expansion valve and copper tubing connection to remote refrigeration system is provided
- Temperature and pressure control not provided

Wire Basket Pricing

MODEL	# OF BASKETS	LIST PRICE
MF-2821	6	\$740
MFSC-2821	6	\$740
MF-31	12	\$1,480
MFSC-31	12	\$1,102
MF-44	18	\$2,219
MFSC-44	18	\$2,219
MF-57	24	\$2,957
MFSC-57	24	\$2,957
MF-2020	(NOT AVAILABLE)	
MFSC-2020	(NOT AVAILABLE)	

Specifications and Prices

MODEL NUMBER	DIMENSIONS			CUTOUT DIMENSIONS	CAP	H.P.	AMP	VOLTS	NEMA PLUG	SHIP WEIGHT	FREIGHT CLASS	LIST PRICE
	L	D	H									
BUILT-IN MILK OR BEVERAGE DISPENSERS — 40°F STORAGE ONLY												
Self-contained												
MFSC-2020	43.25"	26.25"	28.25"	(1) 25.25" x 22.25"	N/A	1/4	5.0	120	5-15P	303	110	\$13,212
MFSC-2821	28.5"	26.25"	28.25"	(1) 10.75" x 21"	126	1/4	5.0	120	5-15P	267	110	\$10,755
MFSC-31	42"	26.25"	28.25"	(2) 10.75" x 21"†	252	1/4	5.0	120	5-15P	306	110	\$12,761
MFSC-44	55.5"	26.25"	28.25"	(3) 10.75" x 21"†	378	1/4	5.0	120	5-15P	413	110	\$14,462
MFSC-57	69"	26.25"	28.25"	(4) 10.75" x 21"†	504	1/4	5.0	120	5-15P	461	110	\$18,101
*Accommodates 20" x 20" racks. †Requires 2.75" between each cutout												
Remote												
MF-2020	29.25"	26.25"	28.25"	(1) 25.25" x 22.25"	N/A	N/A	N/A	N/A	N/A	240	110	\$10,108
MF-2821	14.5"	26.25"	28.25"	(1) 10.75" x 21"	126	N/A	N/A	N/A	N/A	197	110	\$7,766
MF-31	28"	26.25"	28.25"	(2) 10.75" x 21"†	252	N/A	N/A	N/A	N/A	238	110	\$9,451
MF-44	41.5"	26.25"	28.25"	(3) 10.75" x 21"†	378	N/A	N/A	N/A	N/A	312	110	\$11,701
MF-57	55"	26.25"	28.25"	(4) 10.75" x 21"†	504	N/A	N/A	N/A	N/A	335	110	\$15,327
*MF-2020 accommodates 20" x 20" racks. †Requires 2.75" between each cutout.												

Drop-in accessories and modifications can be found on page 149.

Additional Warranties	
Net Pricing	
One year parts and labor contract-----	\$305
Two year parts and labor contract-----	\$571
Five year compressor warranty	
1/4 H.P. -----	\$118
1/3 H.P. -----	\$139

BUILT INS

DIS SERIES

Shorten dispenser tubes to special length	----- add 10%
Stainless steel outer jacket for dispenser tubes (standard on DIS-ET & DIS-QT)	----- \$448
12" diameter stainless steel dish dispenser tray (DIS 1200 or 1450 only)	----- \$66
Non-marring rods for oval dishes and diameter adjustment (-813 through -1450 only) installation reduces dispenser diameter by 1.25"	----- \$504
Hold-down rod for dispenser tubes	----- \$125
220 volt, 50/60 cycle, single phase electrical connections	----- \$259
Stainless steel tube cover (-500 thru -725-ET and non-heated models)	----- \$400
Stainless steel dome cover (-813 through -1450 models only; standard on QT models; each)	----- \$541

LT SERIES

Special heights	----- add 10%
Shorten dispenser assembly to special length (LT units only)	----- add 10%

MF/MFSC SERIES

Lid locking device (specify unit)	----- \$701
220 volt, 50/60 cycle, single phase electrical connections	----- \$1,093
Wire basket (per three) (see page 131 for complete pricing)	----- \$370

CD SERIES

Stainless steel exterior	----- \$698
--------------------------	-------------

DROP INS

200/300

230 volt, 50 cycle electrical system (N225 and N227 only)	----- \$475
Locking device (N225, N225L, N227 and N227L only)	----- \$700
Pitcher filler in place of 9.5" glass filler (Part # M3234303)	----- \$401
Remote toggle switch assembly (shipped loose) for N225/N227(MK800033)	----- \$451

N8000, N8100B, 8100-EF, N8200, N8600, N8700, N8800 & N8000N

208-240 volt, 60HZ, 1 phase step-down transformer (models w/compressors) - export orders only	----- \$838
230 volt, 50 HZ electrical system (models w/compressors)	----- \$475
230 volt, 50 HZ or 208-240 volt, 60 HZ electrical system (N8717-D, N8746ND, N8746N, N8731-D & N8831 only)	----- \$335
14-6, 14-8 or 14-10 adapter plates	----- \$319
14-1 - Telescoping cover (Per individual 12 x 20 well)	----- \$629
Additional 2" x 20.88" adapter bars	----- \$96
Additional .88" x 20.75" adapter bars	----- \$52
Additional .88" x 12.75" adapter bars	----- \$40
1" high perforated false bottoms (one pan size; 17.88" long units only)*	----- \$242
1" high perforated false bottoms (two pan size)*	----- \$412
1" high perforated false bottoms (three pan size)*	----- \$579
Single service flip-up sneeze guards (per linear inch)	----- \$48
Single service flip-up sneeze guard with lights (per linear inch)	----- \$70
Double service flip-up sneeze guards (per linear inch)	----- \$63
Double service flip-up sneeze guard with lights (per linear inch)	----- \$83
Plexiglas end panel (each) on sneeze guards	----- \$99
Fan assist package (cold units)	----- \$880
Adapter bars (N8100NB models only)	----- \$96
Relocate compressor (N8100B series)	----- \$1,078
Remote N8100B, 8100-EF, N8200, N8200G series (specify refrigerant)*Excludes N8100-FA Series	----- (CREDIT) \$602
Three-phase electrical system (N8600 & N8700 Series only)	----- \$1,210
Omit drains N8700-D models	
N8717-D	----- (CREDIT) \$210
N8731-D	----- (CREDIT) \$234
N8745-D	----- (CREDIT) \$274
N8759-D	----- (CREDIT) \$316
N8773-D	----- (CREDIT) \$353
N8787-D	----- (CREDIT) \$412
Remote toggle switch assembly (shipped loose) for N8100B, N8200, N8200G (MK800033)	----- \$451
Omit Drains N8700-DESP models	----- \$50 per well
Autofill kit (ship loose) for N8600 and N8800 (000-504-0030)	----- \$737
Autofill kit (ship loose) for N8700 (000-504-0031)	----- \$747

Vegetable Spin Drier

SALD

Lettuce and Vegetable Spin Drier



SALD-1 - LETTUCE AND VEGETABLE SPIN DRIER

Product Information

- Body is 18-gauge stainless steel
- Legs are 1" diameter 16-gauge stainless steel tubing
- (3) 4.00" diameter polyurethane locking stem casters
- Outer lid is 18-gauge stainless steel
- Inner liner is perforated durable polyethylene plastic
- Water-tight motor and controls are mounted on the bottom of the unit
- 6' cord and plug supplied
- Unit has 1.50" drain
- Adjustable ON/OFF timer for drying times up to 5 minutes
- Lid and cover storing hooks come standard
- SALD-1 & SALD-2 can not be shipped via UPS
- One year parts and 90 day labor standard warranty. Additional warranties available, see below



SALD-1

Specifications and Prices

MODEL NUMBER	L	D	H	INNER LINER CAPACITY	INNER DIAMETER	LINER DEPTH	AMPS	VOLTS/Hz	NEMA PLUG	SHIP WEIGHT	FREIGHT CLASS	LIST PRICE
SALAD ACE LETTUCE AND VEGETABLE SPIN DRIER												
SALD-1	27"	27"	32.5"	20 gal.	15.62"	16.87"	2.7	115v/60Hz	5-15P	70	85	\$4,795
SALD-2	27"	27"	32.5"	20 gal.	15.62"	16.87"	1.35	230v/50Hz	6-15P	70	85	\$5,228

Options & Accessories

Extra polyurethane liner and inner lid (for SALD-1) -----\$308

Additional Warranties	
Net Pricing	
One year parts and labor contract-----	\$305
Two year parts and labor contract-----	\$571

CAB2

Mobile Enclosed Two Stack Dish Dispensers

CAB3

Mobile Enclosed Three Stack Dish Dispensers

CAB4

Mobile Enclosed Four Stack Dish Dispensers

CT

Mobile Cantilever Tray and Rack Dispensers

T/T2

Mobile Enclosed Tray and Rack Dispensers

TT/TT2

Mobile Open Frame Tray and Rack
Dispensers

FT2-SN

Mobile Open Frame Tray and Rack Dispenser

UTS/UTSP/SS/UC/UCE

Utility Carts



CAB2 - MOBILE ENCLOSED TWO STACK DISH DISPENSERS

Product Information

Cabinet

- Cabinet top to be 16-gauge stainless steel, welded, polished and reinforced
- Outer body and corners to be 20-gauge stainless steel
- Non-marring gray corner bumpers
- (4) 4.00" diameter polyolefin swivel casters (all locking)

Dispensers

- Top flange and bottom brace to be 18-gauge stainless steel
- Vertical side channels 22-gauge stainless steel
- Flange, channels and bottom to be integrally welded
- Spring supports to be 14-gauge stainless steel
- Carrier head made of welded rods with a removable 18-gauge top plate
- Self-leveling mechanism, field adjustable by adding or removing springs
- High impact plastic guide posts mounted to flange

QT/ET

- 9' cord and plug supplied
- Convection heating module and fan motor per dispenser
- Outer 22-gauge stainless steel jacket around dispenser
- Air intake shall be filtered
- On/off switch on each dispenser
- Each dispenser to have an adjustable thermostat
- QT- each dispenser shall have a stainless steel cover
- ET- Maintains temperatures between 120-140°F (49-60°C)
- QT- Maintains temperatures between 150-170°F (66-77°C)
- One year parts and 90 day labor standard warranty. Additional warranties available, see below



CAB2

Laminate & Fiberglass Pricing Chart

Must specify color selection on order.

MODEL	LAMINATE PRICE	FIBERGLASS PANEL PRICE
CAB2-500	\$581	\$772
CAB2-575	\$581	\$772
CAB2-650	\$581	\$772
CAB2-725	\$581	\$772
CAB2-813	\$600	\$781
CAB2-913	\$600	\$781
CAB2-1013	\$600	\$781
CAB2-1200	\$600	\$801
CAB2-1450	\$652	\$825

For a complete list of fiberglass colors, contact Delfield or visit the website at www.delfield.com.

Specifications and Prices

MODEL NUMBER	L	D	H	DISH DIAMETER	AMPS	WATTS	VOLTS	NEMA PLUG	SHIP WEIGHT	FREIGHT CLASS	LIST PRICE
MOBILE ENCLOSED TWO-STACK DISH DISPENSERS											
With unheated dispensers											
CAB2-500	28.25"	17"	36"	3"-5"	N/A	N/A	N/A	N/A	125	100	\$3,082
CAB2-575	28.25"	17"	36"	5"-5.75"	N/A	N/A	N/A	N/A	125	100	\$3,208
CAB2-650	28.25"	17"	36"	5.75"-6.5"	N/A	N/A	N/A	N/A	127	100	\$3,358
CAB2-725	28.25"	17"	36"	6.5"-7.25"	N/A	N/A	N/A	N/A	130	100	\$3,456
CAB2-813	28.25"	17"	36"	7.25"-8.12"	N/A	N/A	N/A	N/A	132	100	\$3,558
CAB2-913	28.25"	17"	36"	8.12"-9.12"	N/A	N/A	N/A	N/A	135	100	\$3,762
CAB2-1013	28.25"	17"	36"	9.12"-10.12"	N/A	N/A	N/A	N/A	142	100	\$3,865
CAB2-1200	37"	19"	36"	10.12"-12"	N/A	N/A	N/A	N/A	160	100	\$4,372
CAB2-1450	42"	21.5"	36"	12"-14.5"	N/A	N/A	N/A	N/A	176	100	\$5,344
With Even Temp heated dispensers											
CAB2-500ET	28.25"	17"	36"	3"-5"	11.0	800	120	5-20P	144	125	\$4,635
CAB2-575ET	28.25"	17"	36"	5"-5.75"	11.0	800	120	5-20P	146	125	\$4,744
CAB2-650ET	28.25"	17"	36"	5.75"-6.5"	11.0	800	120	5-20P	148	125	\$4,934
CAB2-725ET	28.25"	17"	36"	6.5"-7.25"	11.0	800	120	5-20P	152	125	\$4,985
CAB2-813ET	32.25"	17"	36"	7.25"-8.12"	11.0	1400	120	5-20P	160	125	\$5,098
CAB2-913ET	32.25"	17"	36"	8.12"-9.12"	11.0	1400	120	5-20P	168	125	\$5,245
CAB2-1013ET	32.25"	17"	36"	9.12"-10.12"	11.0	1400	120	5-20P	171	125	\$5,367
CAB2-1200ET	37"	19"	36"	10.12"-12"	11.0	1400	120	5-20P	192	125	\$6,137
CAB2-1450ET	42"	21.5"	36"	12"-14.5"	11.0	1400	120	5-20P	201	125	\$6,634
With Quick Temp heated dispensers											
CAB2-813QT	32.25"	17"	36"	7.25"-8.12"	11.0	1400	120	5-20P	161	125	\$5,698
CAB2-913QT	32.25"	17"	36"	8.12"-9.12"	11.0	1400	120	5-20P	166	125	\$5,741
CAB2-1013QT	32.25"	17"	36"	9.12"-10.12"	11.0	1400	120	5-20P	169	125	\$5,966
CAB2-1200QT	37"	19"	36"	10.12"-12"	11.0	1400	120	5-20P	186	125	\$6,882
CAB2-1450QT	42"	21.5"	36"	12"-14.5"	11.0	1400	120	5-20P	201	125	\$7,448

Mobile Dispensing Equipment accessories and modifications can be found on page 161.

Additional Warranties	Net Pricing
One year parts and labor contract-----	\$305
Two year parts and labor contract-----	\$571

CAB3 - MOBILE ENCLOSED THREE STACK DISH DISPENSERS



CAB3-575

With optional wrap-around bumpers

Product Information

Cabinet

- Cabinet top to be 16-gauge stainless steel, welded, polished and reinforced
- Outer body and corners to be 20-gauge stainless steel
- Non-marring gray corner bumpers
- (4) 4.00" diameter polyolefin swivel casters (all locking)

Dispensers

- Top flange and bottom brace to be 18-gauge stainless steel
- Vertical side channels 22-gauge stainless steel
- Flange, channels and bottom to be integrally welded
- Spring supports to be 14-gauge stainless steel
- Carrier head made of welded rods with a removable 18-gauge top plate
- Self-leveling mechanism, field adjustable by adding or removing springs
- High impact plastic guide posts mounted to flange

QT/ET

- 9' cord and plug supplied
- Convection heating module and fan motor per dispenser
- Outer 22-gauge stainless steel jacket around dispenser
- Air intake shall be filtered
- On/off switch on each dispenser
- Each dispenser to have an adjustable thermostat
- QT- Each dispenser shall have a stainless steel cover
- ET- Maintains temperatures between 120-140°F (49-60°C)
- QT- Maintains temperatures between 150-170°F (66-77°C)
- One year parts and 90 day labor standard warranty. Additional warranties available, see below

Laminate & Fiberglass Pricing Chart
Must specify color selection on order.

MODEL	LAMINATE PRICE	FIBERGLASS PANEL PRICE
CAB3-500	\$581	\$772
CAB3-575	\$581	\$772
CAB3-650	\$581	\$772
CAB3-725	\$581	\$772
CAB3-813	\$600	\$781
CAB3-913	\$600	\$781
CAB3-1013	\$600	\$781
CAB3-1200	\$600	\$801
CAB3-1450	\$652	\$825

For a complete list of fiberglass colors, contact Delfield or visit the website at www.delfield.com.

Specifications and Prices

MODEL NUMBER	L	D	H	DISH DIAMETER	AMPS	WATTS	VOLTS	NEMA PLUG	SHIP WEIGHT	FREIGHT CLASS	LIST PRICE
MOBILE ENCLOSED THREE-STACK DISH DISPENSERS											
With unheated dispensers											
CAB3-500	41.25"	17"	36"	3"-5"	N/A	N/A	N/A	N/A	173	100	\$3,970
CAB3-575	41.25"	17"	36"	5"-5.75"	N/A	N/A	N/A	N/A	176	100	\$4,103
CAB3-650	41.25"	17"	36"	5.75"-6.5"	N/A	N/A	N/A	N/A	177	100	\$4,542
CAB3-725	41.25"	17"	36"	6.5"-7.25"	N/A	N/A	N/A	N/A	179	100	\$4,710
CAB3-813	47.25"	17"	36"	7.25"-8.12"	N/A	N/A	N/A	N/A	190	100	\$4,985
CAB3-913	47.25"	17"	36"	8.12"-9.12"	N/A	N/A	N/A	N/A	193	100	\$5,131
CAB3-1013	47.25"	17"	36"	9.12"-10.12"	N/A	N/A	N/A	N/A	196	100	\$5,245
CAB3-1200	53.25"	19"	36"	10.12"-12"	N/A	N/A	N/A	N/A	212	100	\$6,316
CAB3-1450	62"	21.5"	36"	12"-14.5"	N/A	N/A	N/A	N/A	229	100	\$7,040
With Even Temp heated dispensers											
CAB3-500ET	41.25"	17"	36"	3"-5"	10.6	1200	208	6-20P	207	125	\$6,173
CAB3-575ET	41.25"	17"	36"	5"-5.75"	10.6	1200	208	6-20P	210	125	\$6,297
CAB3-650ET	41.25"	17"	36"	5.75"-6.5"	10.6	1200	208	6-20P	213	125	\$6,958
CAB3-725ET	41.25"	17"	36"	6.5"-7.25"	10.6	1200	208	6-20P	219	125	\$6,987
CAB3-813ET	47.25"	17"	36"	7.25"-8.12"	10.6	2100	208	6-20P	233	125	\$7,244
CAB3-913ET	47.25"	17"	36"	8.12"-9.12"	10.6	2100	208	6-20P	239	125	\$7,489
CAB3-1013ET	47.25"	17"	36"	9.12"-10.12"	10.6	2100	208	6-20P	245	125	\$7,676
CAB3-1200ET	53.25"	19"	36"	10.12"-12"	10.6	2100	208	6-20P	262	125	\$8,780
CAB3-1450ET	62"	21.5"	36"	12"-14.5"	10.6	2100	208	6-20P	277	125	\$9,345
With Quick Temp heated dispensers											
CAB3-813QT	47.25"	17"	36"	7.25"-8.12"	10.6	2100	208	6-20P	243	125	\$7,891
CAB3-913QT	47.25"	17"	36"	8.12"-9.12"	10.6	2100	208	6-20P	249	125	\$8,363
CAB3-1013QT	47.25"	17"	36"	9.12"-10.12"	10.6	2100	208	6-20P	255	125	\$8,961
CAB3-1200QT	53.25"	19"	36"	10.12"-12"	10.6	2100	208	6-20P	272	125	\$9,469
CAB3-1450QT	62"	21.5"	36"	12"-14.5"	10.6	2100	208	6-20P	287	125	\$9,944

Mobile Dispensing Equipment accessories and modifications can be found on page 161.

Additional Warranties Net Pricing

One year parts and labor contract-----\$305

Two year parts and labor contract-----\$571

CAB4 - MOBILE ENCLOSED FOUR STACK DISH DISPENSERS

Product Information

Cabinet

- Cabinet top to be 16-gauge stainless steel, welded, polished and reinforced
- Outer body and corners to be 20-gauge stainless steel
- Non-marring gray corner bumpers
- (4) 4.00" diameter polyolefin swivel casters (all locking)

Dispensers

- Top flange and bottom brace to be 18-gauge stainless steel
- Vertical side channels 22-gauge stainless steel
- Flange, channels and bottom to be integrally welded
- Spring supports to be 14-gauge stainless steel
- Carrier head made of welded rods with a removable 18-gauge top plate
- Self-leveling mechanism, field adjustable by adding or removing springs
- High impact plastic guide posts mounted to flange

QT/ET

- 9' cord and plug supplied
- Convection heating module and fan motor per dispenser
- Outer 22-gauge stainless steel jacket around dispenser
- Air intake shall be filtered
- On/off switch on each dispenser
- Each dispenser to have an adjustable thermostat
- QT- Each dispenser shall have a stainless steel cover
- ET- Maintains temperatures between 120-140°F (49-60°C)
- QT- Maintains temperatures between 150-170°F (66-77°C)
- One year parts and 90 day labor standard warranty. Additional warranties available, see below



CAB4-813

Laminate & Fiberglass Pricing Chart

Must specify color selection on order.

MODEL	LAMINATE PRICE	FIBERGLASS PANEL PRICE
CAB4-500	\$581	\$772
CAB4-575	\$581	\$772
CAB4-650	\$581	\$772
CAB4-725	\$581	\$772
CAB4-813	\$600	\$781
CAB4-913	\$600	\$781
CAB4-1013	\$600	\$781
CAB4-1200	\$600	\$801
CAB4-1450	\$652	\$825

For a complete list of fiberglass colors, contact Delfield or visit the website at www.delfield.com.

Specifications and Prices

MODEL NUMBER	L	D	H	DISH DIAMETER	AMPS	WATTS	VOLTS	NEMA PLUG	SHIP WEIGHT	FREIGHT CLASS	LIST PRICE
MOBILE ENCLOSED FOUR-STACK DISH DISPENSERS											
With unheated dispensers											
CAB4-500	27"	27"	36"	3"-5"	N/A	N/A	N/A	N/A	181	100	\$5,152
CAB4-575	27"	27"	36"	5"-5.75"	N/A	N/A	N/A	N/A	185	100	\$5,437
CAB4-650	27"	27"	36"	5.75"-6.5"	N/A	N/A	N/A	N/A	186	100	\$5,618
CAB4-725	27"	27"	36"	6.5"-7.25"	N/A	N/A	N/A	N/A	189	100	\$5,775
CAB4-813	32.25"	32.25"	36"	7.25"-8.12"	N/A	N/A	N/A	N/A	213	100	\$6,354
CAB4-913	32.25"	32.25"	36"	8.12"-9.12"	N/A	N/A	N/A	N/A	217	100	\$6,768
CAB4-1013	32.25"	32.25"	36"	9.12"-10.12"	N/A	N/A	N/A	N/A	221	100	\$7,115
CAB4-1200	36"	36"	36"	10.12"-12"	N/A	N/A	N/A	N/A	240	100	\$8,330
CAB4-1450	42"	42"	36"	12"-14.5"	N/A	N/A	N/A	N/A	263	100	\$10,755
With Even Temp heated dispensers											
CAB4-500ET	27"	27"	36"	3"-5"	14.2	1600	208	6-20P	226	125	\$7,798
CAB4-575ET	27"	27"	36"	5"-5.75"	14.2	1600	208	6-20P	230	125	\$8,158
CAB4-650ET	27"	27"	36"	5.75"-6.5"	14.2	1600	208	6-20P	234	125	\$8,634
CAB4-725ET	27"	27"	36"	6.5"-7.25"	14.2	1600	208	6-20P	242	125	\$8,992
CAB4-813ET	32.25"	32.25"	36"	7.25"-8.12"	14.2	2800	208	6-20P	270	125	\$9,563
CAB4-913ET	32.25"	32.25"	36"	8.12"-9.12"	14.2	2800	208	6-20P	278	125	\$9,915
CAB4-1013ET	32.25"	32.25"	36"	9.12"-10.12"	14.2	2800	208	6-20P	286	125	\$10,296
CAB4-1200ET	36"	36"	36"	10.12"-12"	14.2	2800	208	6-20P	313	125	\$11,405
CAB4-1450ET	42"	42"	36"	12"-14.5"	14.2	2800	208	6-20P	337	125	\$12,028
With Quick Temp heated dispensers											
CAB4-813QT	32.25"	32.25"	36"	7.25"-8.12"	14.2	2800	208	6-20P	290	125	\$10,285
CAB4-913QT	32.25"	32.25"	36"	8.12"-9.12"	14.2	2800	208	6-20P	298	125	\$10,657
CAB4-1013QT	32.25"	32.25"	36"	9.12"-10.1"	14.2	2800	208	6-20P	306	125	\$11,029
CAB4-1200QT	36"	36"	36"	10.12"-12"	14.2	2800	208	6-20P	333	125	\$12,138
CAB4-1450QT	42"	42"	36"	12"-14.5"	14.2	2800	208	6-20P	351	125	\$12,805

Mobile Dispensing Equipment accessories and modifications can be found on page 161.

Additional Warranties	Net Pricing
One year parts and labor contract-----	\$305
Two year parts and labor contract-----	\$571

CT - MOBILE CANTILEVER TRAY AND RACK DISPENSERS



CT-1826

Product Information

- Elevating mechanism cabinet to be 14-gauge stainless steel
- Base to be 14-gauge stainless steel, reinforced with 14-gauge stainless steel support channels
- (4) 4.00" diameter polyolefin swivel casters (all locking)
- Non-marring gray corner bumpers
- Dispenser platform carrier to be 16-gauge stainless steel and mounted on two stainless steel cantilever arms
- Self-leveling mechanisms shall be adjustable by adding or removing stainless steel extension springs located behind removable panel
- One year parts and 90 day labor standard warranty. Additional warranties available, see below

Specifications and Prices

MODEL NUMBER	L	D	H	MAXIMUM TRAY SIZE	SHIP WEIGHT	FREIGHT CLASS	LIST PRICE
MOBILE CANTILEVER TRAY AND RACK DISPENSERS							
CT-1216	13"	22"	37"	12" x 16"	106	100	\$3,969
CT-1221	13"	27.88"	37"	12" x 21"	132	100	\$3,988
CT-1418	15"	27.88"	37"	14" x 18"	145	100	\$4,047
CT-1422	15"	27.88"	37"	14" x 22"	145	100	\$4,080
CT-1622	17.25"	27.88"	37"	16" x 22"	159	100	\$4,169
CT-1826	21"	31.75"	37"	18" x 26"	165	100	\$4,418
CT-2020	21"	27.88"	37"	20" x 21"	168	100	\$4,418

Mobile Dispensing Equipment accessories and modifications can be found on page 161.

Additional Warranties

Net Pricing

One year parts and labor contract----- \$305

Two year parts and labor contract----- \$571

T AND T2 - MOBILE ENCLOSED TRAY AND RACK DISPENSERS

Product Information

T SERIES ONLY

- Cabinet top to be 16-gauge stainless steel, welded, polished and reinforced
- Cabinet sides to be 20-gauge stainless steel
- Cabinet bottom to be 14-gauge galvanized steel
- (4) 4.00" polyolefin swivel casters (all locking)
- Dispenser platform carrier shall be 18-gauge stainless steel and removable for cleaning
- Non-marking corner gray bumpers
- Self-leveling mechanisms shall be adjustable by adding and removing stainless steel extension springs located inside the elevator housing
- One year parts and 90 day labor standard warranty. Additional warranties available, see below

T/T2-H SERIES ONLY

- Heated dispenser has a stainless steel liner and 2.00" of fiberglass insulation
- On/off switch and 9' cord and plug standard
- Dispenser is heated with convection heated modules
- Air intake is standard with filter
- Adjustable thermostat
- Temperatures between 150-170° F. (66-77°C)
- One year parts and 90 day labor standard warranty. Additional warranties available, see below



T-1418



interior view of T-1418

Specifications and Prices

MODEL NUMBER	DIMENSIONS			MAXIMUM TRAY SIZE	AMP	VOLTS	NEMA PLUG	SHIP WEIGHT	FREIGHT CLASS	LIST PRICE
	L	D	H							
MOBILE ENCLOSED TRAY AND RACK DISPENSERS										
T-1014	23.12"	16.75"	36"	10"x15"	NA	NA	NA	150	100	\$5,127
T-1216	22.75"	20.12"	36"	12"x16"	NA	NA	NA	153	100	\$5,127
T-1221	27.75"	20.12"	36"	12"x21"	NA	NA	NA	162	100	\$5,170
T-1418	24.75"	22.12"	36"	14"x18"	NA	NA	NA	153	100	\$5,151
T-1422	28.75"	22.12"	36"	14"x22"	NA	NA	NA	162	100	\$5,151
T-1622	28.75"	24.12"	36"	16"x22"	NA	NA	NA	177	100	\$5,199
T-1826	32.75"	26.12"	36"	18"x26"	NA	NA	NA	210	100	\$5,527
T-2020	27.75"	28.12"	36"	20"x21"	NA	NA	NA	175	100	\$5,222
TWO STACK, MOBILE ENCLOSED TRAY AND RACK DISPENSERS										
T2-1014	27.75"	22.12"	36"	10"x15"	NA	NA	NA	177	100	\$5,646
T2-1216	32.75"	24.12"	36"	12"x16"	NA	NA	NA	177	100	\$5,646
T2-1221	32.75"	29.12"	36"	12"x21"	NA	NA	NA	185	100	\$5,646
HEATED MOBILE ENCLOSED TRAY AND RACK DISPENSERS										
T-1221H	27.75"	20.12"	36"	12"x21"	6.34	120	5-15P	127	125	\$7,536
T-1418H	24.75"	22.12"	36"	14"x18"	6.34	120	5-15P	155	125	\$7,641
T-1422H	28.75"	22.12"	36"	14"x22"	6.34	120	5-20P	155	125	\$8,024
T-1826H	32.75"	26.12"	36"	18"x26"	12.7	120	5-20P	195	125	\$8,080
T-2020H	27.75"	28.12"	36"	20"x21"	12.7	120	5-20P	185	125	\$7,641
TWO STACK, HEATED MOBILE ENCLOSED TRAY AND RACK DISPENSERS										
T2-1221H	32.75"	29.12"	36"	12"x21"	12.7	120	5-20P	185	125	\$8,080

Mobile Dispensing Equipment accessories and modifications can be found on page 161.

Laminate & Fiberglass Pricing Chart

Must specify color selection on order.

MODEL	LAMINATE PRICE	FIBERGLASS PANEL PRICE
T-1014	\$589	\$772
T-1216	\$589	\$772
T-1221	\$589	\$772
T-1418	\$589	\$772
T-1422	\$629	\$814
T-1622	\$629	\$814
T-1826	\$629	\$814
T-2020	\$629	\$814
all T2's	\$643	\$836
all T-H's	\$630	\$712

For a complete list of fiberglass colors, contact Delfield or visit the website at www.delfield.com.

Additional Warranties

Net Pricing

One year parts and labor contract----- \$305

Two year parts and labor contract----- \$571

TT AND TT2 - MOBILE OPEN FRAME TRAY AND RACK DISPENSERS



TT-1422

Product Information

- Tubing and base to be 16-gauge stainless steel
- Tubing and base to be integrally welded
- Base to be reinforced with 14-gauge stainless steel angles
- Non-marring gray corner bumpers
- (4) 4.00" diameter polyurethane swivel casters (all locking)
- Dispenser platform carrier shall be 18-gauge stainless steel
- Self-leveling mechanisms shall be adjustable by adding and removing stainless steel extension springs located inside the elevator housing
- Each dispenser section holds 50-60 trays (varies per tray)
- One year parts and 90 day labor standard warranty. Additional warranties available, see below



TT2-1418

Specifications and Prices

MODEL NUMBER	DIMENSIONS			MAXIMUM TRAY SIZE	SHIP WEIGHT	FREIGHT CLASS	LIST PRICE
	L	D	H				
MOBILE OPEN FRAME TRAY AND RACK DISPENSERS							
TT-1014	21.25"	15.25"	37.75"	11" x 15"	102	100	\$3,271
TT-1216	18.25"	20.75"	37.75"	12" x 16"	102	100	\$3,347
TT-1221	18.25"	25.75"	37.75"	12" x 21"	105	100	\$3,426
TT-1418	20.25"	22.75"	37.75"	14" x 18"	102	100	\$3,426
TT-1422	20.25"	26.75"	37.75"	14" x 22"	105	100	\$3,426
TT-1622	22.25"	26.75"	37.75"	16" x 22"	106	100	\$3,532
TT-1826	24.25"	30.75"	37.75"	18" x 26"	111	100	\$3,572
TT-2020	26.25"	25.75"	37.75"	20" x 21"	111	100	\$3,572
TWO STACK, MOBILE OPEN FRAME TRAY AND RACK DISPENSERS							
TT2-1014	21.25"	26.75"	37.75"	11" x 15"	113	100	\$3,925
TT2-1216	36.5"	20.75"	37.75"	12" x 16"	165	100	\$4,483
TT2-1221	36.5"	25.75"	37.75"	12" x 21"	163	100	\$4,735
TT2-1418	40.5"	22.75"	37.75"	14" x 18"	165	100	\$4,735
TT2-1422	40.5"	26.75"	37.75"	14" x 22"	163	100	\$4,735
TT2-1622	44.5"	26.75"	37.75"	16" x 22"	170	100	\$4,985
TT2-1826	48.5"	30.75"	37.75"	18" x 26"	179	100	\$5,230
TT2-2020	52.5"	25.75"	37.75"	20" x 21"	179	100	\$5,230

Mobile Dispensing Equipment accessories and modifications can be found on page 161.

Additional Warranties
 Net Pricing
 One year parts and labor contract----- \$305
 Two year parts and labor contract----- \$571

FT2-SN - MOBILE OPEN FRAME TRAY AND RACK DISPENSER

Product Information

- Tubing and base is 16-gauge stainless steel
- Tubing and base is integrally welded
- Base to be reinforced with 14-gauge stainless steel angles
- Center housing to be two-piece molded fiberglass
- Center housing top to be 16-gauge stainless steel, which houses two napkin dispensers
- Silverware bin to have (10) holes and made of stainless steel
- Plastic silverware cylinders provided standard
- Non-marring gray corner bumpers
- (4) 4.00" diameter polyurethane swivel casters (all locking)
- Dispenser platform carrier shall be 18-gauge stainless steel
- Self-leveling mechanisms shall be adjustable by adding and removing stainless steel extension springs located inside the elevator housing



FT2-SN-1418

Specifications and Prices

MODEL NUMBER	DIMENSIONS			MAXIMUM TRAY SIZE	SHIP WEIGHT	FREIGHT CLASS	LIST PRICE
	L	D	H				
TWO STACK, MOBILE OPEN FRAME TRAY AND RACK DISPENSERS with silverware bin and napkin dispensers							
Fiberglass, Specify Color							
FT2-SN-1216	43.75"	22.12"	56.38"	12" x 16"	284	100	\$8,780
FT2-SN-1418	47.75"	22.12"	56.38"	14" x 18"	298	100	\$8,780
FT2-SN-1622	51.75"	22.12"	56.38"	16" x 22"	306	100	\$8,780
TWO STACK, MOBILE OPEN FRAME TRAY AND RACK DISPENSERS with silverware bin and napkin dispensers							
Stainless Steel							
FT2-SN-1216SS	43.75"	22.12"	56.38"	12" x 16"	284	100	\$8,367
FT2-SN-1418SS	47.75"	22.12"	56.38"	14" x 18"	298	100	\$8,367
FT2-SN-1622SS	51.75"	22.12"	56.38"	16" x 22"	306	100	\$8,780

Mobile Dispensing Equipment accessories and modifications can be found on page 161.

Additional Warranties
Net Pricing
One year parts and labor contract----- \$305
Two year parts and labor contract----- \$571

UTS, UTSP, UC AND UCE - UTILITY CARTS



UTS-1



UC-3

Product Information

UTS SERIES ONLY

- Silverware bin to have (10) holes made of stainless steel
- Plastic silverware cylinders provided standard

UTSP SERIES ONLY

- Silverware bin to accommodate ¼ size pans (provided) made of stainless steel
- UTSP-1 holds (4) pans and UTSP-2 holds (8) pans

ALL UNITS

- Tray shelves to be one piece molded fiberglass
- Tray shelves to be 14-gauge stainless steel on SS models only
- (4) 4.00" diameter polyolefin swivel casters (all locking)
- Non-marring vinyl sleeve bumper at each corner
- Vertical upper 1.00" diameter 16-gauge tubing frame and tubing bottom to be integrally welded
- One year parts and 90 day labor standard warranty. Additional warranties available, see below

Specifications and Prices

MODEL NUMBER	DIMENSIONS			SHIP WEIGHT	FREIGHT CLASS	LIST PRICE
	L	D	H			
TRAY AND SILVERWARE CARTS AND STARTER OVERSHELVES						
UTS-1	35.25"	23.37"	46.69"	120	100	\$2,940
UTS-1SS	35.25"	23.37"	46.69"	125	100	\$2,802
UTSP-1	35.25"	23.37"	46.69"	125	100	\$3,264
UTSP-1SS	35.25"	23.37"	46.69"	130	100	\$3,285
UTSP-2	35.25"	23.37"	46.69"	140	100	\$4,305
UTSP-2SS	35.25"	23.37"	60.62"	145	100	\$4,248
UTILITY CARTS						
UC-2	35.25"	23.37"	35.75"	115	100	\$2,539
UC-2SS	35.25"	23.37"	35.75"	125	100	\$1,957
UC-3	35.25"	23.37"	35.75"	125	100	\$3,155
UC-3SS	35.25"	23.37"	35.75"	135	100	\$2,436
UCE-1727SS	25.25"	17"	35.75"	110	100	\$2,039

Mobile Dispensing Equipment accessories and modifications can be found on page 161.

Additional Warranties

Net Pricing

One year parts and labor contract-----\$305

Two year parts and labor contract-----\$571

MOBILE DISPENSING EQUIPMENT ACCESSORIES

T AND T2 SERIES

Wrap-around bumpers (adds 1.75" to length and depth)	\$489
Flange-mount feet in lieu of standard polyolefin casters	\$282
Four 4" diameter heavy duty polyurethane casters	\$606
Four 5" diameter heavy duty polyurethane casters	\$727
One pair napkin dispensers	\$370
Six (6) hole silverware bin	\$819
Eight (8) hole silverware bin	\$1,085
Ten (10) hole silverware bin	\$1,257
Additional plastic silverware cylinder (each)	\$42
Additional stainless steel silverware cylinder (each)	\$97
Stainless steel silverware cylinder in lieu of standard plastic cylinder (each)	\$63
220 volt, 50/60 cycle, single phase electrical connections (T2 models only)	\$479
Special heights	add 10%
Plastic dust cover	\$561

FT2-SN

Flange-mount feet in lieu of standard polyolefin casters	\$282
Four 4" diameter heavy duty polyurethane casters	\$606
Four 5" diameter heavy duty polyurethane casters	\$727
Additional plastic silverware cylinder	\$42
Additional stainless steel silverware cylinder	\$97
Stainless steel silverware cylinder in lieu of standard plastic cylinder	\$63
Special heights	add 10%

UTS, UTSP, CPS, SS, UC AND UCE

Four 4" diameter heavy duty polyurethane casters with corner bumpers	\$606
Four 5" diameter heavy duty polyurethane casters with corner bumpers	\$727
Rolling bumpers (adds 2.5" to length & depth)	\$167
One pair napkin dispensers (UTS & UTS-SS only)	\$370
Additional plastic silverware cylinder (UTS & UTS-SS only)(6230022)	\$42
Additional stainless steel silverware cylinder (UTS & UTS-SS only)(3234052)	\$97
Stainless steel silverware cylinder in lieu of standard plastic cylinder (UTS & UTS-SS only)	\$63
12" x 20" x 2.5" deep stainless steel pans (CPS & SS only; each)	\$234
Six (6) hole silverware bin	\$813
Eight (8) hole silverware bin	\$1,085
Ten (10) hole silverware bin	\$1,257

CAB2, CAB3, AND CAB4 SERIES

12" diameter stainless steel dish dispenser tray (-1200 and -1450 models only)	\$66
Non-marring rods for oval dishes and diameter adjustment (-813 through -1450 only) per dispenser installation reduces dispenser diameter by 1.25"	\$504
Stainless steel tube cover (-500 thru -725-ET and non-heated models)	\$400
Stainless steel dome cover (-813 through -1450 models only; standard on QT models; each)	\$541
Hold-down rod for dispenser tubes	\$125
Wrap-around bumpers (-500 through -1200 only; adds 1.75" to length and depth)	\$495
Wrap-around bumpers (-1450 only; adds 1.75" to length and depth)	\$633
Four 4" diameter polyurethane casters (four locking) in lieu of standard casters	\$606
Four 5" diameter polyurethane casters (four locking) in lieu of standard casters	\$727
Flange-mount feet in lieu of standard casters	\$282
CAB2-220 volt, 50/60 cycle, single phase electrical connections	\$338
CAB3-220 volt, 50/60 cycle, single phase electrical connections	\$445
CAB4-220 volt, 50/60 cycle, single phase electrical connections	\$547
Shorten dispenser tubes to special length	add 10%

CT SERIES

Wrap-around bumpers for CT models (adds 1.75" to length and depth)	\$489
Flange-mount feet in lieu of standard polyolefin casters (CT models)	\$282
Four 4" diameter heavy duty polyurethane casters (CT models)	\$606
Four 5" diameter heavy duty polyurethane casters (CT models)	\$727
One pair napkin dispensers (CT models)	\$370
Six (6) hole silverware bins (CT models)	\$819
Eight (8) hole silverware bins (CT models)	\$1,223
Ten (10) hole silverware bin	\$1,255
Stainless steel silverware cylinder in lieu of standard plastic cylinder; CT models; (each)	\$63
Additional plastic silverware cylinder; CT models; (each)	\$42
Additional stainless steel silverware cylinder; CT models; (each)	\$97
Push handles (CT models)	\$513
Special heights (CT models)	add 10%

DOMESTIC U.S. TERMS AND CONDITIONS

- Prices.** Unless otherwise specifically agreed, all prices are for material packed for domestic shipment and for delivery F.O.B. point of manufacture. Acceptance of your order is based on present costs, and the prices set forth herein are subject to increase by Seller at any time prior to delivery in respect to all or any portion of the material on order to the extent necessary to cover Seller's increased costs applicable thereto.
- Delivery.** Shipping dates are approximate and based on prompt receipt of all necessary information. All risks of loss shall be on the Buyer from point of shipment. Buyer shall pay all transportation and delivery charges to final destination.
- Default.** If Buyer shall fail or refuse to accept delivery of the equipment or parts ordered hereunder or should default in the performance of any of the terms, covenants and conditions of this agreement, Seller may retain the cash deposited or paid to it and/or equipment accepted by it on account of the sale price and apply the same toward payment of its damages.
- Delays.** Seller shall not be liable for loss or damage due to delay in delivery, manufacture or installation resulting from any cause beyond Seller's reasonable control, including but not limited to, compliance with any regulation, orders or instructions of any federal, state or municipal government or any department or any agency thereof, acts of nature, acts or omissions of the Buyer, acts of civil or military authority, fires, strikes, factory shutdowns or alterations, embargoes, wars, riot, delays in transportation, or inability due to cause beyond the Seller's reasonable control to obtain necessary labor or materials from the Seller's usual sources; and any delays resulting from any such cause shall constitute cause for extending delivery dates and receipt of the goods shall constitute a waiver of all claims for damage. In no event shall Seller be liable for special or consequential damages.
- Payment Terms.** The terms of sale herein are subject to credit approval and Seller may at any time prior to delivery modify the terms of payment originally specified to require payment in advance. Lacking credit approval, sales will be made on a cash with order, *pro forma* invoice or cash on delivery basis. All printed prices are quoted F.O.B. Factory, subject to terms as printed and subject to change without notice. If the total selling price is not paid when due, buyer shall pay late charges equal to the highest lawful contract rate of interest not to exceed 1 1/2% per month computed from the due date on the unpaid balance of the total selling price.
- Specifications.** Quantities and sizes are subject to variation in accordance with Seller's standard practices, tolerances and the requirements of the job where the equipment covered by this order is to be installed.
- Installation.** If the order acknowledgment provides for installation, Seller's obligation to deliver the equipment and provide for its installation shall in no event commence until the premises are ready to receive the equipment, and such obligations shall be subject to all the other terms hereof. Costs and expenses to Seller or its contractor due to delays in installation caused by interference by other contractors working on the premises will be charged to Buyer. Installation costs stated in this order are estimated, cover only installation of the equipment specified herein, and do not cover any other costs, including, but not limited to, costs of electrical work, carpentry, plumbing, sweeping, mopping, dusting or general cleanup. Seller or its contractor shall not be responsible for removing or disposing of packing material, cartons, boxes or other containers housing the equipment.
- Taxes.** The amount of taxes stated on the order, if any, is approximate only. Buyer is liable for the full amount of all taxes applicable to or as a result of a transaction, exclusive of franchise taxes and taxes measured by the net income of Seller. Buyer shall pay the amount of all such taxes at any time requested by Seller as if originally added to the price. If Seller pays the taxes, Buyer shall reimburse Seller therefor.
- Insurance.** Buyer shall provide and maintain adequate insurance for the product delivered against loss or damages by fire or other causes during the time between delivery and final payment, in an amount fully protecting Seller, and loss or damage by fire or other causes within such period shall not relieve Buyer from its obligations under this contract. Buyer shall provide and maintain adequate liability and workmen's compensation insurance covering all workers who may assist in the erection of product delivered.
- Cancellation.** Buyer may cancel its order, reduce quantities, revise specifications or extend schedules only by mutual agreement as to reasonable and proper cancellation charges which shall take into account expenses already incurred and commitments made by Seller, and Buyer shall indemnify Seller against any loss.
- Standard One-Year Warranty.** The Delfield Company ("Delfield") warrants to the Original Purchaser of the Delfield product (herein called the "Unit") that such Unit, and all parts thereof, will be free from defects in material and workmanship under normal use and service for a period of one (1) year from the date of shipment of the Unit to the Original Purchaser or, if the Original Purchaser returns the warranty card completely filled out including the date of installation within thirty (30) days of receipt of the Unit, one (1) year from the date of installation. During this one year warranty period, Delfield will repair or replace any defective part or portion thereof returned to Delfield by the Original Purchaser which Delfield determines was defective due to faulty material or workmanship. The Original Purchaser will pay all labor, crating, freight and related costs incurred in the removal of the Unit or defective component and shipment to Delfield, except that during a period of either ninety (90) days from the date of shipment of the Unit to the Original Purchaser or, if the Original Purchaser returns the warranty card completely

filled out including the date of installation within thirty (30) days of receipt of the Unit, ninety (90) days from the date of installation Delfield will pay all related labor costs. Delfield will pay the return costs if the Unit or part thereof was defective.

The term "Original Purchaser" as used herein means that person, firm, association, or corporation for whom the Unit was originally installed.

This Warranty does not apply to any Unit or part thereof that has been subjected to misuse, neglect, alteration, or accident, such as accidental damage to the exterior finish; operated contrary to the recommendations specified by Delfield; or repaired or altered by anyone other than Delfield in any way so as to, in Delfield's sole judgment, affect its quality or efficiency. This Warranty does not apply to any Unit that has been moved from the location where it was originally installed. **This Warranty also does not cover the refrigerator drier or the light bulbs used in the Unit. The warranty is subject to the user's normal maintenance and care responsibility as set forth in the Service and Installation Manual, such as cleaning the condenser coil, and is in lieu of all other obligations of Delfield. Delfield neither assumes, nor authorizes any other person to assume for Delfield, any other liability in connection with Delfield's products.**

Removal or defacement of the original Serial Number or Model Number from any Unit shall be deemed to release Delfield from all obligations hereunder or any other obligations, express or implied.

Parts furnished by suppliers to Delfield are guaranteed by Delfield only to the extent of the original manufacturer's express warranty to Delfield. Failure of the Original Purchaser to receive such manufacturer's warranty shall in no way create any warranty, express or implied, or any other obligation or liability on Delfield's part in respect thereof.

If shipment of a replacement part is requested prior to the arrival in the Delfield factory of the part claimed to be defective, the Original Purchaser must accept delivery of the replacement part on a C.O.D. basis, with credit being issued after the part has been received and inspected at Delfield's plant and determined by Delfield to be within this Warranty.

Under no condition does this Warranty give the Original Purchaser the right to replace the defective Unit with a complete Unit of the same manufacturer or of another make. Unless authorized by Delfield in writing, this Warranty does not permit the replacement of any part, including the motor-compressor, to be made with the part of another make or manufacturer.

No claims can be made under this Warranty for spoilage of products for any reason, including system failure.

The installation contractor shall be responsible for building access, entrance and field conditions to insure sufficient clearance to allow any hood(s), vent(s) or Unit(s), if necessary, to be brought into the building. Delfield will not be responsible for structural changes or damages incurred during installation of the Unit or any exhaust system.

Delfield shall not be liable in any manner for any default or delay in performance hereunder caused by or resulting from any contingency beyond Delfield's control, including, but not limited to, war, governmental restrictions or restraints, strikes, lockouts, injunctions, fire, floods, acts of nature, short or reduced supply of raw materials, or discontinuance of the parts by the original part manufacturer.

Except as provided in any Additional Four Year Protection Plan, if applicable, and the Service Labor Contract, if applicable, the foregoing is exclusive and in lieu of all other warranties, whether written or oral, express or implied. This Warranty supersedes and excludes any prior oral or written representations or warranties. Delfield expressly disclaims any implied warranties of merchantability, fitness for a particular purpose or compliance with any law, treaty, rule or regulation relating to the discharge of substances into the environment. The sole and exclusive remedies of any person relating to the Unit, and the full liability of Delfield for any breach of this warranty, will be as provided in this warranty.

Other than this Delfield Standard One Year Limited Warranty, any applicable Delfield Additional Four Year Protection Plan or applicable Delfield Service Labor Contract, the Original Purchaser agrees and acknowledges that no other warranties are offered or provided in connection with or for the Unit or any part thereof.

In no event will Delfield be liable for special, incidental or consequential damages, or for damages in the nature of penalties.

- Applicable Law.** Variation of Terms. The rights and obligations of Seller and Buyer under an order shall be governed by the laws of the state where accepted by Seller. No waiver, modification, or addition to any of the terms of this order shall be binding on Seller unless made in writing by The Delfield Company. The provisions of an order are intended by Buyer and Seller as a final expression of their agreement and are intended also as a complete and exclusive statement of all terms applicable to Buyer's order.

NOTE: Possession of this price list does not necessarily constitute an offer to sell by The Delfield Company.

This Price Guide supersedes all other price lists. Although reasonable care has been taken to insure the accuracy of information in this Price Guide, Delfield cannot be held liable for any errors or omissions. Prices shown in this Price Guide are for standard Delfield models with standard electrical characteristics as described in sales and technical literature. All prices and specifications are subject to change without notice.

Payment Terms

All shipments are F.O.B. point of manufacture. The terms of sale are subject to credit approval. These terms may be modified at any time prior to shipment. All shipments will be made on a *pro forma* invoice or C.O.D. basis unless otherwise approved.

If the total selling price is not paid when due, buyer shall pay late charges equal to the highest lawful contract rate of interest not to exceed 1 1/2% per month computed from the due date on the unpaid balance of the total selling price.

Shipping Carrier

Delfield reserves the right to ship merchandise via any responsible carrier available at the time equipment is ready for shipment. When carrier or shipping routing is designated by dealer, Delfield will attempt to comply. Delfield cannot be held responsible for carrier rate differences; this is beyond our control. Rate differences are entirely between carrier and purchaser.

Returned Goods

Permission must first be obtained from Delfield's home office before returning any merchandise. Returned merchandise is subject to a minimum 25% handling charge. All returned goods, cartons or crates must display our return authorization number. Any returned goods shipment lacking the return authorization number will be refused, with all additional freight costs to be borne by the returning party.

Concealed Damages

All of our crating conforms to general motor carrier specifications. If the container shows rough handling or visible damage, in order to minimize liability, a full inspection is necessary upon arrival. A notation must be placed on the freight bill and signed by the truck driver. Appearance of damage will necessitate removing the crate in the presence of the driver. *Claims for damages must be filed at once by purchaser with the freight carrier.*

Taxes

Prices shown do not include federal, state or other existing taxes. *Applicable taxes will be charged and added to the invoice unless an exemption certificate and tax identification number is received.*

Storage Charges

Our shipping commitment is determined in accordance with delivery requirements and our best ability to fabricate. If, after the equipment has been fabricated, the customer requests delay in shipment and warehousing is required, the following schedule will apply: 1) Any equipment held for shipment at the purchaser's request for a period of 30 days beyond the delivery date specified shall become immediately payable. 2) If equipment is held beyond 60 days after the delivery date specified, storage charges will be added.

Sanitation Codes

If you are placing equipment into an area which has certain sanitation requirements other than N.S.F. standards, Delfield must be advised of these specifications in detail before fabrication of the equipment, in order that we may quote additional costs, if any. Failure to notify Delfield before fabrication releases us from any obligation to modify our standards without additional charges.

Orders and Drawings

To assure prompt and correct fabrication, Delfield must have all necessary information on the original order. Do not overlook finishes, accessories, and other options needed for a finished installation.

Please check the following items when ordering:

- Are all model numbers correct?
- Are stainless steel or laminate finished ends required?
- Is the laminate pattern and/or color number included?
- Are extra utility outlets needed?
- Are overselves needed?
- Are end fillers and/or risers needed?
- Are you using natural, manufactured or bottled gas?
- Is a special refrigerant required?
- Are all specifications of equipment by others included?
- Are the electrical specifications correct?
- Are kick plates needed?
- Are special tops and backs needed for focal point operation?
- Is your shipping address complete, including zip code?
- Is special shipping required?
- Have you indicated the date required?

Service Parts

All orders for service parts have a minimum charge. This policy may be modified by Delfield without notice. Prices shown for parts in this price list are for use when ordering an accessory with an original unit. Prices may vary when ordered separately from the Parts Department.

Warranty

Warranty must be purchased at the time of sale only.

INDEX BY MODEL

INDEX		DCBU.....	69	KCSC-B.....	96
200.....	137	DCBU.....	60	KCSC-EF.....	96
300.....	137	DCCS-DD.....	67	KCTS.....	103
402.....	36	DCCS-SD.....	67, 69	KCU.....	100
403.....	36	DCDM.....	68	KH.....	95
406.....	32	DCFS.....	75	KHC-NU.....	97
406-CA.....	32	DCFSR.....	76	KHCR-B.....	97
407.....	32	DC-FT.....	62	KRB.....	103
407-CA.....	32	DC-H.....	60	LT.....	147
4400N.....	37	DCHS.....	68	MF/MFSC.....	148
4400N-M.....	42	DC-IC.....	61	N.....	129
4400N-S.....	41	DC-L.....	62	N6.....	129
4500N.....	37	DC-MC.....	61	N10.....	129
6000XL.....	10	DCRU.....	63	N14.....	129
6000XL-R.....	11	DCRU-H.....	63	N8000.....	138
6100XL.....	10	DCRU-IC.....	64	N8000N.....	138
6100XL-R.....	11	DCRU-L.....	65	N8000-R.....	70, 144
8100-EF.....	139	DCRU-MC.....	64	N8100B.....	138
18600BSTM.....	38	DCRU-T.....	66, 68	N8100-BR.....	70, 144
18600BUCM.....	38	DC-T.....	66, 68	N8100-FA.....	139
18600PDL.....	45	DC-TM.....	68	N8100N.....	138
18600PTBM.....	45	DIS.....	145	N8200.....	140
18600PTL.....	45	EHEI-E.....	52	N8200G.....	140
18600VD.....	25	F5.....	56	N8200-ST.....	140
ACR.....	135	F15.....	57	N8600.....	141
ASM.....	54, 55	F18RC119-ES1.....	27	N8700.....	142, 143
CAB2.....	153	F26/F27.....	49	N8700N.....	142
CAB3.....	154	F28/F29.....	49	N8700-R.....	70, 144
CAB4.....	155	F2900VD.....	25	N8800.....	141
CD.....	146	FLEXISHIELD® FOOD SHIELDS.....	75	ND.....	146
CPS.....	160	FT2-SN.....	159	NDF.....	129
CT.....	156	KC.....	101	NLFAC.....	130
CTP-NB.....	45	KCF.....	102	NSCF.....	132
D4400N.....	37	KCFM.....	102, 131	PWT.....	103
D4400N-M.....	42	KCFT-NU.....	98	SALD-1.....	151
D4400N-S.....	41	KCI.....	99	SB.....	146
D4500N.....	37	KCM.....	102, 131	SC.....	92
DCBC.....	69	KCS.....	103	SCF.....	93, 132

SCFM.....	93, 131	SSFRI/SAFRI/SMFRI.....	19	UC4500.....	33
SCFT-NU.....	89	SSF/SAF/SMF.....	16	UCD4400N-M.....	44
SCI.....	90	SSFS/SAFS/SMFS.....	16	UCD4400N-S.....	43
SCM.....	93, 131	SSHPT/SAHPT/SMHPT.....	15	UCE.....	160
SCN.....	134	SSHRI/SAHRI/SMHRI.....	19	UTS.....	160
SCS.....	94	SSHRT/SAHRT/SMHRT.....	20	UTSP.....	160
SCSC-B.....	87	SSH/SAH/SMH.....	15		
SCSC-EF.....	87	SSRFF.....	18		
SCTRI.....	94	SSRN/SARN/SMRN.....	13		
SCTS.....	94	SSRPT/SARPT/SMRPT.....	17		
SCU.....	91	SSRPTS/SARPTS/SMRPTS.....	17		
SE.....	81	SSRRI/SARRI/SMRRI.....	19		
SE-CS.....	80	SSRRT/SARRT/SMRRT.....	20		
SE-C/SES-C.....	77	SSR/SAR/SMR.....	13		
SE-F/SES-F.....	79	SSRS/SARS/SMRS.....	13		
SE-HC/SES-HC.....	78	ST4048.....	36		
SE-H/SES-H.....	77	ST4148.....	36		
SE-ICE.....	81	ST4400N.....	37		
SE-I/SES-I.....	78	ST4400N-M.....	42		
SE-TS.....	80	ST4400N-S.....	41		
SE-U/SES-U.....	79	ST4500N.....	37		
SH.....	86	STD4400N.....	37		
SHC.....	88	STD4400N-M.....	42		
SHCR-B.....	88	STD4400N-S.....	41		
SLT4.....	134	STD4500N.....	37		
SPCS.....	123	SWT.....	94		
SPF.....	118	T.....	157		
SPH.....	114	T2.....	157		
SPHM.....	121	T5.....	29		
SPM.....	122	T14D.....	29		
SPR.....	115	T40.....	29		
SPRDP.....	119, 120	TT.....	158		
SPRF.....	117	TT2.....	158		
SPRH.....	116	UC4048.....	32		
SRB.....	94	UC4148.....	32		
SSD/SAD/SMD.....	14	UC4400.....	33		
SSFN/SAFN/SMFN.....	16	UC4400N-M.....	44		
SSFPT/SAFPT/SMFPT.....	17	UC4400N-S.....	43		

Scan the code below to locate a dealer, distributor
or sales representative in your area.



Or visit
www.manitowocfsusa.com/minisite/sales/buylocally



Finance

FINANCE

Manitowoc Foodservice offers low-rate, fast approval financing on all our leading brands through Manitowoc Finance. Preserve capital, simplify budgeting and get the equipment you need, today.

KitchenCare™

SERVICE

Manitowoc KitchenCare helps protect and maintain your foodservice equipment, ensuring that it performs like it should throughout its lifecycle. KitchenCare features multiple levels of care, including advantages that make it the best in the industry—expert service, easy-access assistance, and parts that are at the ready when your equipment needs a quick fix.

OUR BEST-IN-CLASS BRANDS INCLUDE:

Cleveland, Convothem,® Dean,® Delfield,® Frymaster,® Garland,® Kolpak,® Koolaire,® Kysor Panel Systems,® Lincoln, Manitowoc® Beverage Systems, Manitowoc® Ice, Merco,® Merrychef,® Multiplex,® RDI Systems, Servend,® U.S. Range and Welbilt®

To learn how Manitowoc Foodservice and its leading brands can equip you, visit our global website at www.manitowocfoodservice.com then find the regional or local resources available to you.

